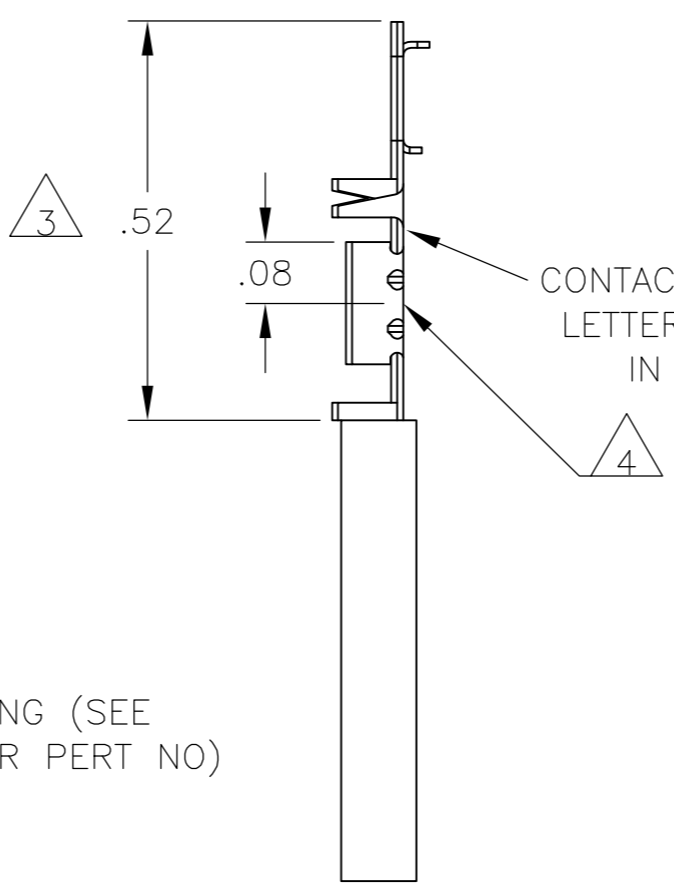
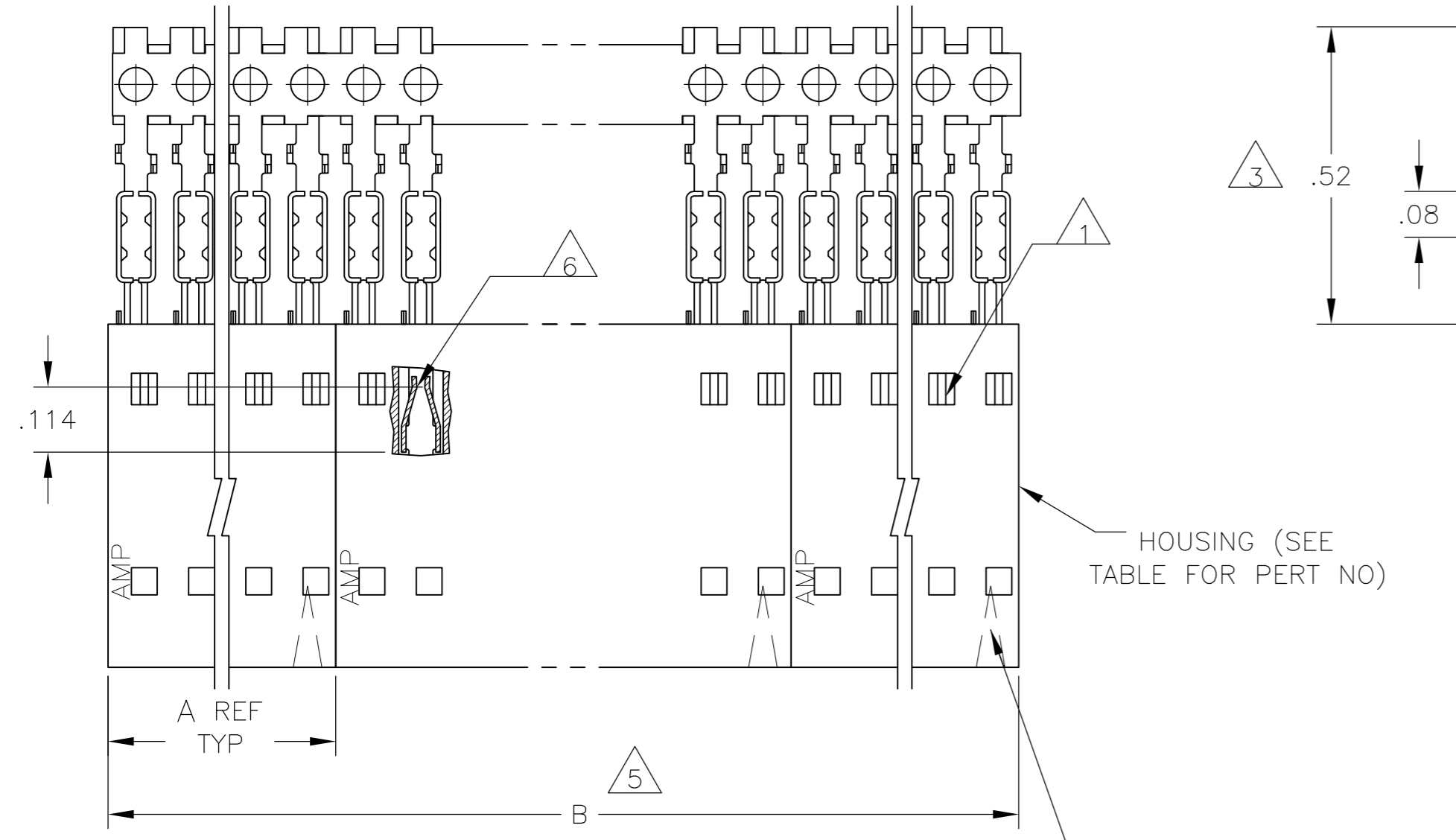
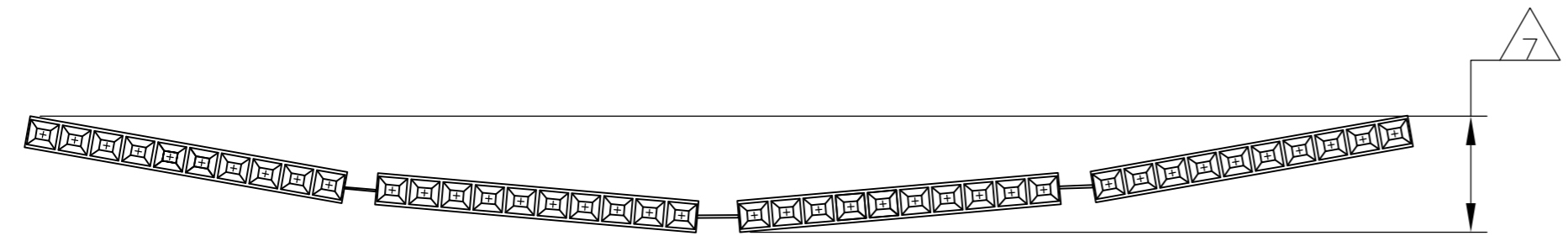
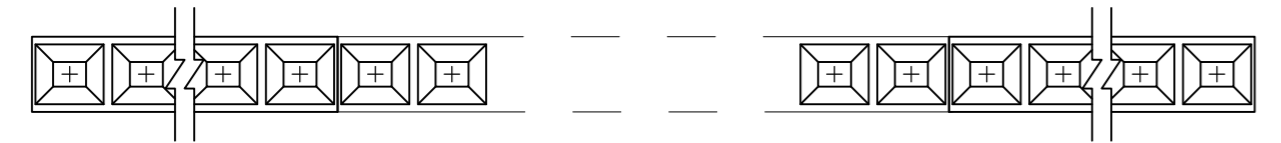


LOC		DIST		REVISIONS			
AD	00	P	LTR	DESCRIPTION	DATE	DWN	APVD
		K3		REVISED PER ECO-15-006165	24JUL2015	NK	MM



- 1 CONTACTS ARE LATCHED INTO THE PRELOAD WINDOWS
- 2 USE WITH #22-#26 AWG WIRE SIZE, .054/.030 INSULATION DIAMETER, .015 MAXIMUM INSULATION THICKNESS
- 3 THE DIMENSION APPLIES WITH THE FORWARD PRELOAD STOP IN CONTACT WITH THE HOUSING SURFACE
- 4 POINT OF MEASUREMENT FOR PLATING THICKNESS
- 5 ASSEMBLIES ARE JOINED BY THE CARRIER STRIP. ORDER QUANTITY REFLECTS TOTAL NUMBER OF INDIVIDUAL ASSEMBLIES REQUIRED. SEE TABLE FOR NUMBER OF ASSEMBLIES PER STRIP.
- 6 POINT OF MEASUREMENT FOR PLATING THICKNESS (INSIDE BEAMS)
- 7 MAXIMUM ALLOWABLE BOW OF ASSEMBLY NOT TO EXCEED .055.
- 8 CONTACTS:.000030 GOLD IN THE CONTACT AREA, .000050-.000100 BRIGHT TIN-LEAD ON THE TERMINATION AREA, ALL OVER .000050 NICKEL
- 9 CONTACTS:.000030 GOLD IN THE CONTACT AREA, .000050-.000100 MATTE TIN ON THE TERMINATION AREA, ALL OVER .000050 NICKEL
- 10 OBSOLETE PARTS: OBSOLETE CIS STREAMLINING PER D.RENAUD/D.SINISI



EXAMPLE: STRIP ASSEMBLY
SCALE 2:1

	9	2	2.40	1.198	1-103688-1	12	6-104439-1
10 OBSOLETE	9	2	2.20	1.098	1-103688-0	11	6-104439-0
	9	2	2.00	.998	103688-9	10	5-104439-9
10 OBSOLETE	9	2	1.80	.898	103688-8	9	5-104439-8
	9	2	1.60	.798	103688-7	8	5-104439-7
	9	2	1.40	.698	103688-6	7	5-104439-6
	9	4	2.39	.598	103688-5	6	5-104439-5
	9	4	1.99	.498	103688-4	5	5-104439-4
	9	5	1.99	.398	103688-3	4	5-104439-3
	9	5	1.49	.298	103688-2	3	5-104439-2
	9	10	1.98	.198	103688-1	2	5-104439-1
	8	2	2.40	1.198	1-103688-1	12	1-104439-1
10 OBSOLETE	8	2	2.20	1.098	1-103688-0	11	1-104439-0
	8	2	2.00	.998	103688-9	10	104439-9
	8	2	1.80	.898	103688-8	9	104439-8
	8	2	1.60	.798	103688-7	8	104439-7
	8	2	1.40	.698	103688-6	7	104439-6
	8	4	2.39	.598	103688-5	6	104439-5
	8	4	1.99	.498	103688-4	5	104439-4
	8	5	1.99	.398	103688-3	4	104439-3
	8	5	1.49	.298	103688-2	3	104439-2
	8	10	1.98	.198	103688-1	2	104439-1
PLATING	5		B	A	HOUSING PART NUMBER	NO OF POSN	ASSEMBLY PART NUMBER ON STRIP

THIS DRAWING IS A CONTROLLED DOCUMENT.

DWN M PASTAL 05APR05
 CHK J GESFORD 05APR05
 APVD J GESFORD 05APR05

TE Connectivity

RCPT ASSY, AMPMODU MTE, SINGLE ROW, .100 CL, HIGH PRESSURE, STRIP FORM, FOR #22-#26 AWG WIRE SIZE

108-25034
 114-25026

SIZE A2 CAGE CODE 00779 DRAWING NO C=104439 RESTRICTED TO -

MATERIAL: HOUSING FLAME RETARDANT THERMOPLASTIC COLOR: BLACK CONTACTS: PHOS BRONZE
 FINISH SEE TABLE

WEIGHT -
 CUSTOMER DRAWING

SCALE 4:1 SHEET 1 OF 1 REV K3

Mouser Electronics

Authorized Distributor

Click to View Pricing, Inventory, Delivery & Lifecycle Information:

[TE Connectivity:](#)

[104439-2](#)