THIS DRAWING IS UNPUBLISHED. RELEASED FOR PUBLICATION 20
© COPYRIGHT 20 BY TYCO ELECTRONICS CORPORATION. ALL RIGHTS RESERVED.

PART NUMBER	REV	FIRST USED	POWER UNIT	FEED TYPE	DESCRIPTION
1852796-1	A	122500-1	LEADMAKER	AIR FEED	CUTS CARRIER
1852796-2	A	565435-5	BENCH MODEL K	AIR FEED	CUTS CARRIER
1852796-3	A	354500-1	BENCH MODEL G	AIR FEED	CUTS CARRIER
7-1852796-7	A	-	-	-	SPARE PARTS

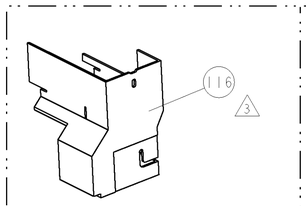

AMP-O-LECTRIC TERM GUARD

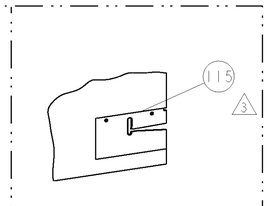

G TERMINATOR GUARD

TERMINAL NAME: RING TERMINAL

TYCO PN	MFR PN	ARKLES TERM - TE CRIMP SPECS			
1949853	4000-3G2-10				
-	-	PAD LTR	CRIMP HEIGHT		WIRE SIZE
-	-	A	.094±.002 [2.39±0.05mm]		14AWG
-	-	B	.086±.002 [2.18±0.05mm]		16AWG
-	-	C	.081±.002 [2.06±0.05mm]		18AWG
-	-	D	.077±.002 [1.96±0.05mm]		20AWG
-	-	CRIMP	SIZE	TYPE	RANGE
-	-	WIRE	.110 [2.79mm]	F	14-20 AWG
-	-	INSUL	.170 [4.32mm]	O	Ø.175 MAX
WIRE STRIP LENGTH. 145 -.160	TERM APPL SPEC NONE	FEED .400	APPLICATOR INSTRUCTIONS 408-8040		SET UP GAGE 458637-1

1. RECOMMENDED SPARE PARTS
2. GREASE LIGHTLY
3. GUARD MUST BE IN PLACE WHEN OPERATING APPLICATOR IN A BENCH MACHINE
4. SET ITEM 52 TO .187 FROM ITEM 50.
5. INSTALL ITEMS 101,102 & 119 ON SIDE OF STRIPPER ON APPLICATOR HOUSING USING ITEM 21.

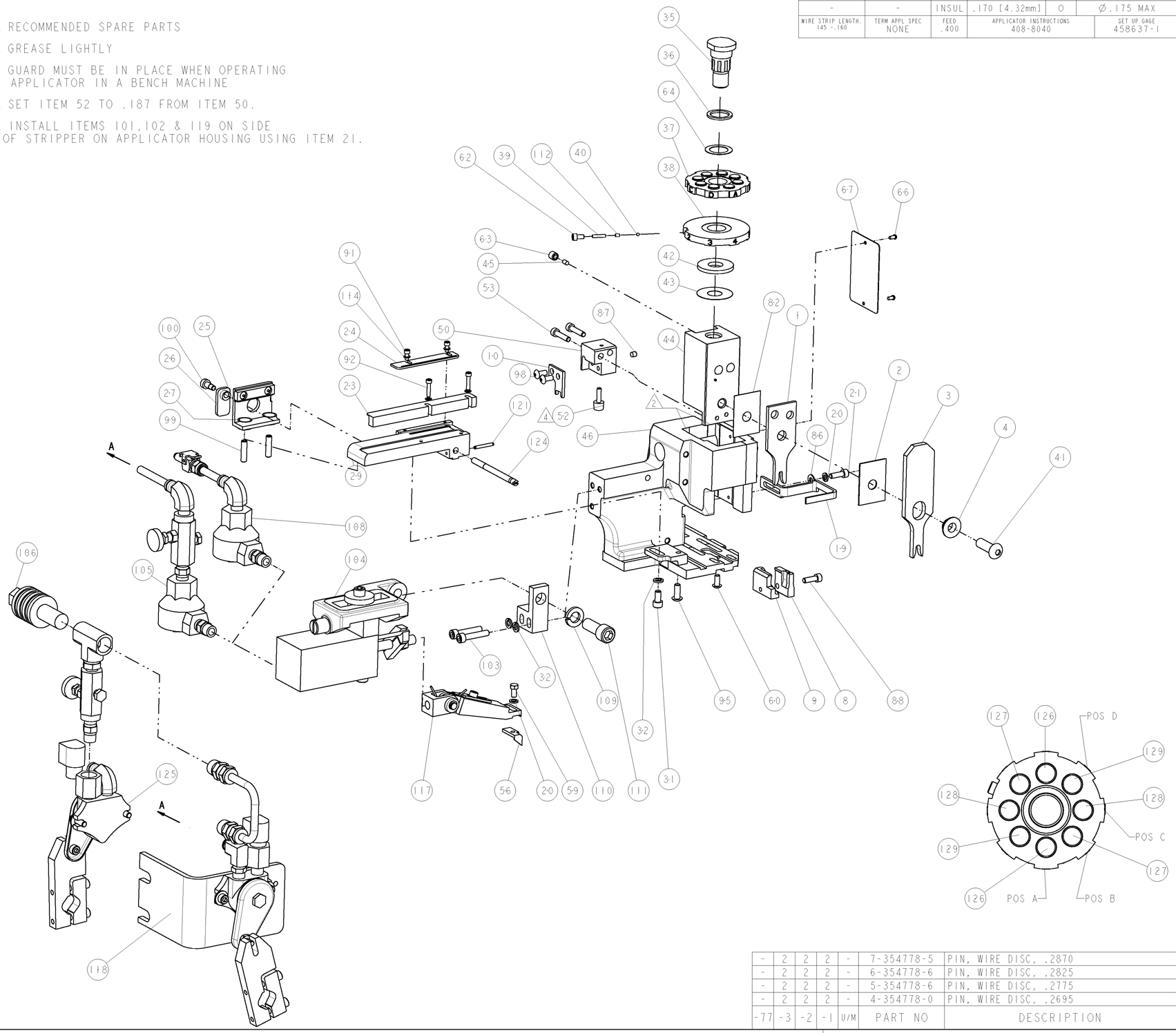

LOC	DIST
A	66

REVISIONS

P	LTR	DESCRIPTION	DATE	DWN	APVD
	A	RELEASED	13FEB2009	BH	BH

-77	-3	-2	-1	U/M	PART NO	DESCRIPTION	ITEM NO.
-	-	1	-	-	455350-4	AIR BLAST ASS'Y	125
-	1	1	1	-	690432-3	ADJUSTMENT SCREW	124
-	1	1	1	-	4-21028-0	PIN, SLOTTED SPRING .094 X .750	121
5 -	18	24	18	IN	27319-4	TUBING, POLY-FLO, NATURAL	119
-	-	1	-	..	692655-6	AIR FEED VALVE ASSEMBLY	118
-	1	1	1	-	461062-1	FEED FINGER ASSEMBLY	117
3 -	-	REF	-	..	455749-1	GUARD WINDOW	116
3 -	REF	-	-	..	679532-1	INSERT, GUARD	115
-	4	4	4	-	21024-2	WASHER, SPRG LOCK, REG NO 4	114
-	1	1	1	-	690603-1	SPRING ASSIST AMP-O-MATOR APPLICATOR	112
-	1	1	1	-	3-21001-5	SCR, SKT HD CAP 3/8-16 X 1.000	111
-	1	1	1	-	459610-1	MOUNT, FEED BRACKET	110
-	1	1	1	-	21024-8	WASHER, SPRG LOCK, REG 3/8	109
-	1	-	1	-	692655-7	AIR FEED VALVE ASSEMBLY	108
-	-	1	-	-	24042-2	VALVE, SLEEVE, 3-WAY	106
-	-	1	-	-	692655-5	AIR FEED VALVE ASSEMBLY	105
-	1	1	1	-	461065-1	ASSEMBLY, AIR FEED	104
-	2	2	2	-	3-21000-9	SCR, SKT HD CAP 10-32 X 1.000	103
5 -	1	1	1	-	986220-3	CLAMP, CABLE, BLACK	102
5 -	1	-	1	..	23238-1	INSERT, COUPLING	101
-	1	1	1	-	22353-8	SCR, SHLD, SLOT HD, 3/16 DIA	100
-	2	2	2	-	5-21006-6	SCR, SET, CUP POINT 10-32 X .750	99
-	2	2	2	-	2-21002-1	SCR, BTN SKT HD CAP 8-32 X .375	98
-	1	1	1	-	2-21002-7	SCR, BTN SKT HD CAP 10-32 X .500	95
-	2	2	2	-	1-21000-5	SCR, SKT HD CAP 4-40 X .500	92
-	2	2	2	-	1-21000-3	SCR, SKT HD CAP 4-40 X .250	91
-	1	1	1	-	2-21000-7	SCR, SKT HD CAP 8-32 X .500	88
-	1	1	1	-	21078-2	SET SCREW, SOCKET HD, OVAL POINT	87
-	1	1	1	-	21055-6	WASHER, FLAT, REG NO 8	86
-	1	1	1	-	455888-2	SPACER, CRIMPER	82
-	1	1	1	-	4088040	SF APPL INST 408-8040	72
-	1	1	1	-	217238-1	GENERAL INSTRUCTION PKG	71
-	1	1	1	-	461264-1	PLATE, IDENTIFICATION	67
-	2	2	2	-	21017-2	SCREW, DRIVE	66
-	1	1	1	-	986950-1	WASHER, FLAT PRECISION	64
-	1	1	1	-	21009-2	SCR, SET, SELF LOCKING 1/4-20 X .250	63
-	1	1	1	-	23030-1	SCR, SKT HD CAP 6-32 x .25	62
-	1	1	1	-	22733-8	SCR, BHSC, SELF-LOCKING, 8-32 X .375	60
-	1	1	1	-	2-22603-0	SCR, HEX HD CAP 8-32 X .312	59
-	1	1	1	-	3-694433-9	FEED PAWL	56
-	2	2	2	-	2-21000-9	SCR, SKT HD CAP 8-32 X .750	53
4 -	1	1	1	-	811242-8	BUMPER, HOLD DOWN	52
-	1	1	1	-	1-1583893-1	HOLDER, SLUG BLADE	50
-	1	1	1	-	1633399-1	APPL., BASIC AIR FEED SUB ASSY	46
-	1	1	1	-	690191-1	PLUG,NYLON	45
-	1	1	1	-	455673-1	RAM, SIDE FEED	44
-	1	1	1	-	690125-1	SHIM SUB-ASSY	43
-	1	1	1	-	690124-1	WASHER, RAM (.115)	42
-	1	1	1	-	7-21002-9	SCR, BTN SKT HD CAP 5/16-24 X 1.00	41
-	1	1	1	-	23241-6	BALL, STEEL	40
-	1	1	1	-	690170-1	SPRING, COMPRESSION	39
-	1	1	1	-	690142-1	DISC, INSULATION	38
-	1	1	1	-	354777-1	WIRE DISC, ASSEMBLY	37
-	1	1	1	-	22480-5	SPRING, COMPRESSION	36
-	1	1	1	-	690212-1	POST, RAM	35
-	3	3	3	-	21024-5	WASHER, SPRG LOCK, REG NO 10	32
-	1	1	1	-	3-21000-4	SCR, SKT HD CAP 10-32 X .375	31
-	1	1	1	-	2-844048-8	PLATE, REAR STRIP GUIDE	29
-	2	2	2	-	1-22284-0	SPRING, COMPRESSION	27
-	1	1	1	-	240793-1	LEVER, DRAG RELEASE	26
-	1	1	1	-	679754-1	STOCK DRAG ASSEMBLY	25
-	1	1	1	-	1-690438-5	FRONT STRIP GUIDE	24
-	1	1	1	-	2-189124-8	GUIDE, FRONT STRIP	23
-	1	1	1	-	2-21000-7	SCR, SKT HD CAP 8-32 X .500	21
-	2	2	2	-	21024-4	WASHER, SPRG LOCK, REG NO 8	20
-	1	1	1	-	1-456468-1	STRIPPER, SPECIAL	19
1	1	1	1	-	1-1583859-5	BLADE, SLUG	10
1	1	1	1	-	1-1633124-9	PLATE, REAR SHEAR	9
1	1	1	1	-	1-1633507-5	ANVIL, SPECIAL, COMBINATION	8
-	1	1	1	-	238009-2	BLOCK, FL CRIMPER SPACER	4
1	1	1	1	-	3-1633510-6	CRIMPER, INSUL O	3
-	1	1	1	-	455888-7	SPACER, CRIMPER	2
1	1	1	1	-	4-456408-0	CRIMPER, WIRE PREMIUM	1

-77	-3	-2	-1	U/M	PART NO	DESCRIPTION	ITEM NO.
-	2	2	2	-	7-354778-5	PIN, WIRE DISC, .2870	129
-	2	2	2	-	6-354778-6	PIN, WIRE DISC, .2825	128
-	2	2	2	-	5-354778-6	PIN, WIRE DISC, .2775	127
-	2	2	2	-	4-354778-0	PIN, WIRE DISC, .2695	126

THIS DRAWING IS A CONTROLLED DOCUMENT FOR TYCO ELECTRONICS CORPORATION. IT IS SUBJECT TO CHANGE AND THE CONTROLLING ENGINEERING ORGANIZATION SHOULD BE CONTACTED FOR THE LATEST REVISION.

DIMENSIONS: INCHES

TOLERANCES UNLESS OTHERWISE SPECIFIED:
0 PLC ±-
1 PLC ±0.1
2 PLC ±0.01
3 PLC ±0.001
4 PLC ±0.0001
ANGLES ±-

MATERIAL - -
FINISH - -

DWN D MORRIS 09JAN2009
CHK D MORRIS 09JAN2009
APVD N.DEMING 09JAN2009
PRODUCT SPEC -
APPLICATION SPEC -
WEIGHT -

tyco Electronics
Tyco Electronics
Harrisburg, PA 17105-3608

NAME SIDE FEED HDM APPLICATOR
-
-

SIZE	CAGE CODE	DRAWING NO	RESTRICTED TO
A1	00779	C-1852796	-

CUSTOMER DRAWING SCALE 3:5 SHEET 1 OF 1 REV A

CUSTOMER VIEWABLE ASSEMBLY

Mouser Electronics

Authorized Distributor

Click to View Pricing, Inventory, Delivery & Lifecycle Information:

TE Connectivity:

1852796-1