

PCB terminal block - FFKDS/V-2,54 - 1791813

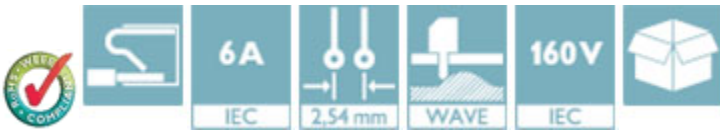
Please be informed that the data shown in this PDF Document is generated from our Online Catalog. Please find the complete data in the user's documentation. Our General Terms of Use for Downloads are valid (<http://phoenixcontact.com/download>)




PCB terminal block, Nominal current: 6 A, Nom. voltage: 160 V, Pitch: 2.54 mm, Number of positions: 1, Connection method: Push-in spring connection, Mounting: Wave soldering, Conductor/PCB connection direction: 90 °, Color: green, The article can be aligned to create different nos. of positions!

Product Features

- Time saving push-in connection, tools not required
- Defined contact force ensures that contact remains stable over the long term
- Intuitive use through colour coded actuation lever
- Operation and conductor connection from one direction enable integration into front of device
- Two solder pins reduce the mechanical strain on the soldering spots
- The latch on the side enables various numbers of positions to be combined
- Vertical connection enables multi-row arrangement on the PCB



Key Commercial Data

Packing unit	1 pc
Minimum order quantity	250 pc
GTIN	 4 017918 044442
Weight per Piece (excluding packing)	0.56 g
Custom tariff number	85369010
Country of origin	Germany

Technical data

Dimensions

Length	12.6 mm
Pitch	2.54 mm
Width	2.54 mm

PCB terminal block - FFKDS/V-2,54 - 1791813

Technical data

Dimensions

Constructional height	12.6 mm
Height	16 mm
Length of the solder pin	3.4 mm
Pin dimensions	0,5 x 0,8 mm
Hole diameter	1.1 mm

General

Range of articles	FFKDS(A)/V
Insulating material group	I
Rated surge voltage (III/3)	2.5 kV
Rated surge voltage (III/2)	2.5 kV
Rated surge voltage (II/2)	2.5 kV
Rated voltage (III/3)	63 V
Rated voltage (III/2)	160 V
Rated voltage (II/2)	320 V
Connection in acc. with standard	EN-VDE
Nominal current I_N	6 A
Nominal cross section	0.5 mm ²
Maximum load current	6 A (with 0.5 mm ² conductor cross section)
Insulating material	PA
Solder pin surface	Sn
Flammability rating according to UL 94	V0
Stripping length	11 mm
Number of positions	1

Connection data

Conductor cross section solid min.	0.14 mm ²
Conductor cross section solid max.	0.5 mm ²
Conductor cross section flexible min.	0.14 mm ²
Conductor cross section flexible max.	0.5 mm ²
Conductor cross section AWG min.	26
Conductor cross section AWG max.	20

Standards and Regulations

Connection in acc. with standard	EN-VDE
	CSA
Flammability rating according to UL 94	V0

PCB terminal block - FFKDS/V-2,54 - 1791813

Classifications

eCl@ss

eCl@ss 4.0	27141109
eCl@ss 4.1	27141109
eCl@ss 5.0	27141190
eCl@ss 5.1	27141190
eCl@ss 6.0	27261101
eCl@ss 7.0	27440401
eCl@ss 8.0	27440401
eCl@ss 9.0	27440401

ETIM

ETIM 3.0	EC001121
ETIM 4.0	EC002643
ETIM 5.0	EC002643

UNSPSC

UNSPSC 6.01	30211801
UNSPSC 7.0901	39121432
UNSPSC 11	39121432
UNSPSC 12.01	39121432
UNSPSC 13.2	39121432

Approvals

Approvals

Approvals

CSA / UL Recognized / KEMA-KEUR / cUL Recognized / CCA / CCA / IECCEB Scheme / EAC / EAC / cULus Recognized

Ex Approvals

Approvals submitted

Approval details

PCB terminal block - FFKDS/V-2,54 - 1791813

Approvals

CSA	
	B
mm ² /AWG/kcmil	20
Nominal current IN	6 A
Nominal voltage UN	150 V

UL Recognized	
	B
mm ² /AWG/kcmil	26-20
Nominal current IN	6 A
Nominal voltage UN	150 V

KEMA-KEUR	
mm ² /AWG/kcmil	0.5
Nominal voltage UN	63 V

cUL Recognized	
	B
mm ² /AWG/kcmil	26-20
Nominal current IN	6 A
Nominal voltage UN	150 V

CCA	
mm ² /AWG/kcmil	0.5
Nominal voltage UN	63 V

PCB terminal block - FFKDS/V-2,54 - 1791813

Approvals

CCA	
mm ² /AWG/kcmil	0.5
Nominal voltage UN	63 V

IECEE CB Scheme	
mm ² /AWG/kcmil	0.5
Nominal voltage UN	63 V

EAC

EAC

cULus Recognized

Accessories

Accessories

Labeled terminal marker

Marker card - SK 2,54/2,8:FORTL.ZAHLEN - 0804853



Marker card, Card, white, labeled, Horizontal: Consecutive numbers 1 - 10, 11 - 20, etc. up to 91 - 99, Mounting type: Adhesive, for terminal block width: 2.54 mm, Lettering field: 2.54 x 2.8 mm

Marker pen

PCB terminal block - FFKDS/V-2,54 - 1791813

Accessories

Marker pen - B-STIFT - 1051993



Marker pen, for manual labeling of unprinted Zack strips, smear-proof and waterproof, line thickness 0.5 mm

Terminal marking

Marker strip - SK 2,8 WH:REEL - 0805205



Marker strip, Roll, white, unlabeled, can be labeled with: THERMOMARK ROLL, THERMOMARK X, THERMOMARK S1.1, THERMOMARK ROLL X1, Mounting type: Adhesive, Lettering field: continuous x 2.8 mm

Marker card - SK U/2,8 WH:UNBEDRUCKT - 0803883



Marker card, Sheet, white, unlabeled, can be labeled with: Plotter, Office printing systems, Mounting type: Adhesive, Lettering field: 186 x 2.8 mm

Required add-on products

PCB terminal block - FFKDSA1/V-5,08 - 1791855

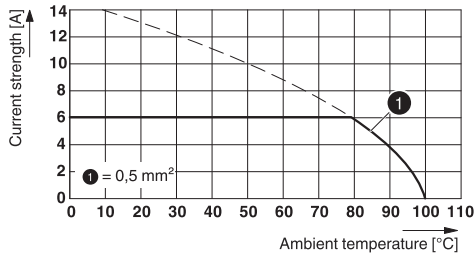


PCB terminal block, Nominal current: 6 A, Nom. voltage: 160 V, Pitch: 5.08 mm, Number of positions: 1, Connection method: Push-in spring connection, Mounting: Wave soldering, Conductor/PCB connection direction: 90 °, Color: green, The article can be aligned to create different nos. of positions!

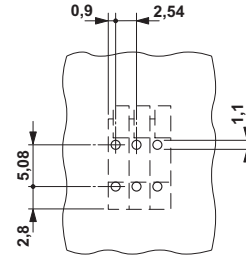
Drawings

PCB terminal block - FFKDS/V-2,54 - 1791813

Diagram

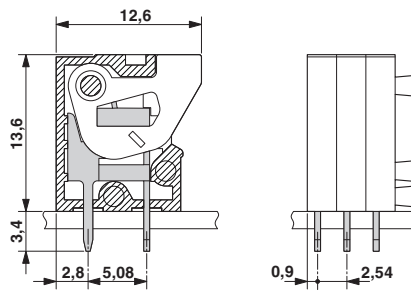


Drilling diagram



Type: FFKDS/V-2,54
Tested according to DIN EN 60512-5-2:2003-01
Reduction factor = 1
Number of positions: 5

Dimensional drawing



Mouser Electronics

Authorized Distributor

Click to View Pricing, Inventory, Delivery & Lifecycle Information:

[Phoenix Contact:](#)

[1791813](#)