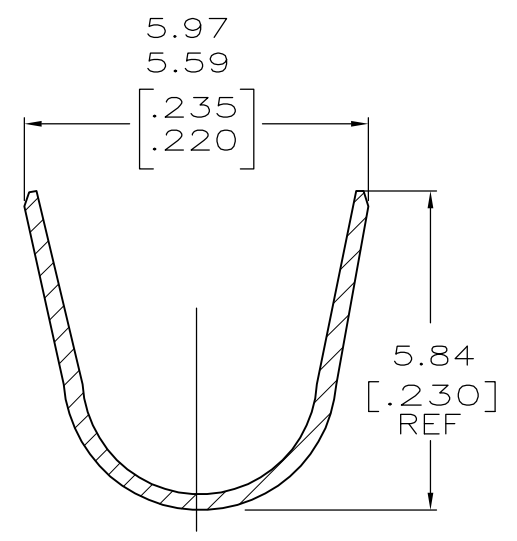
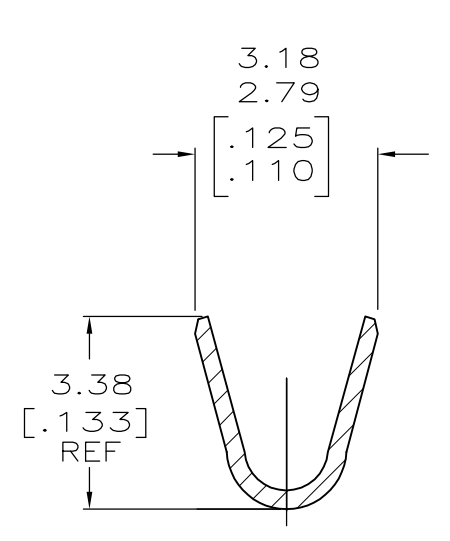
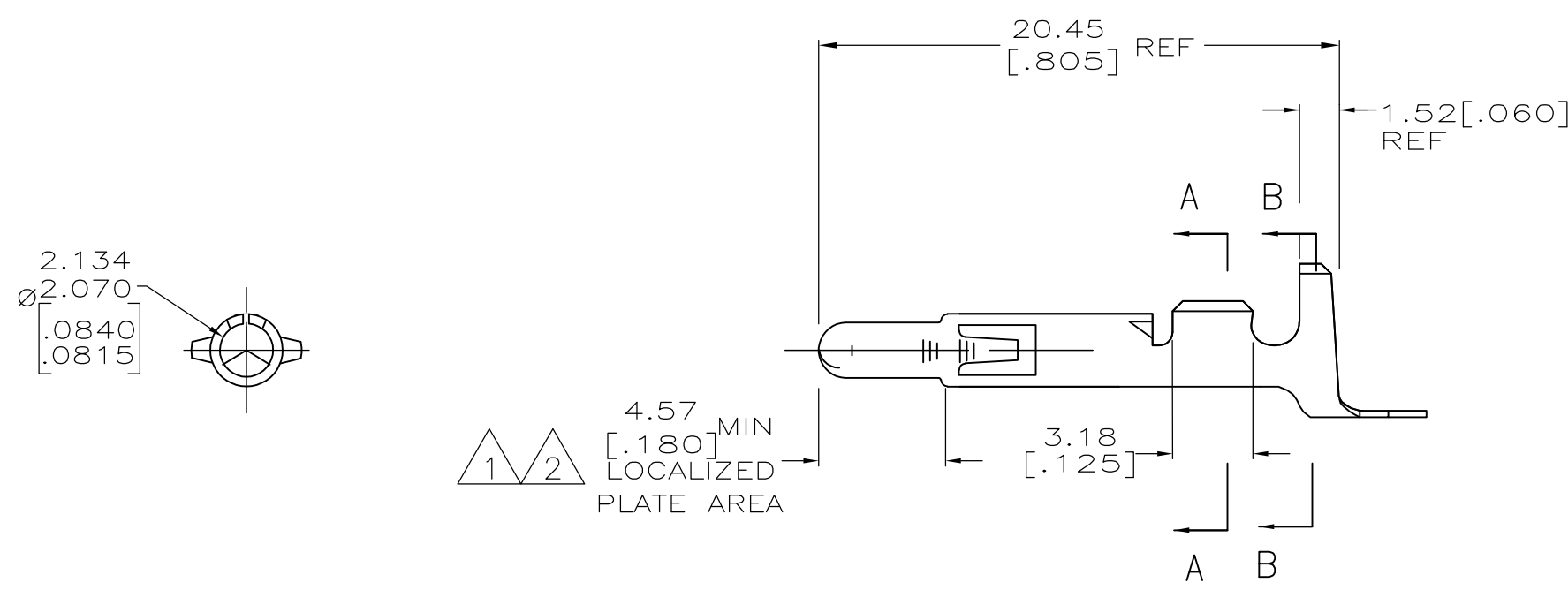
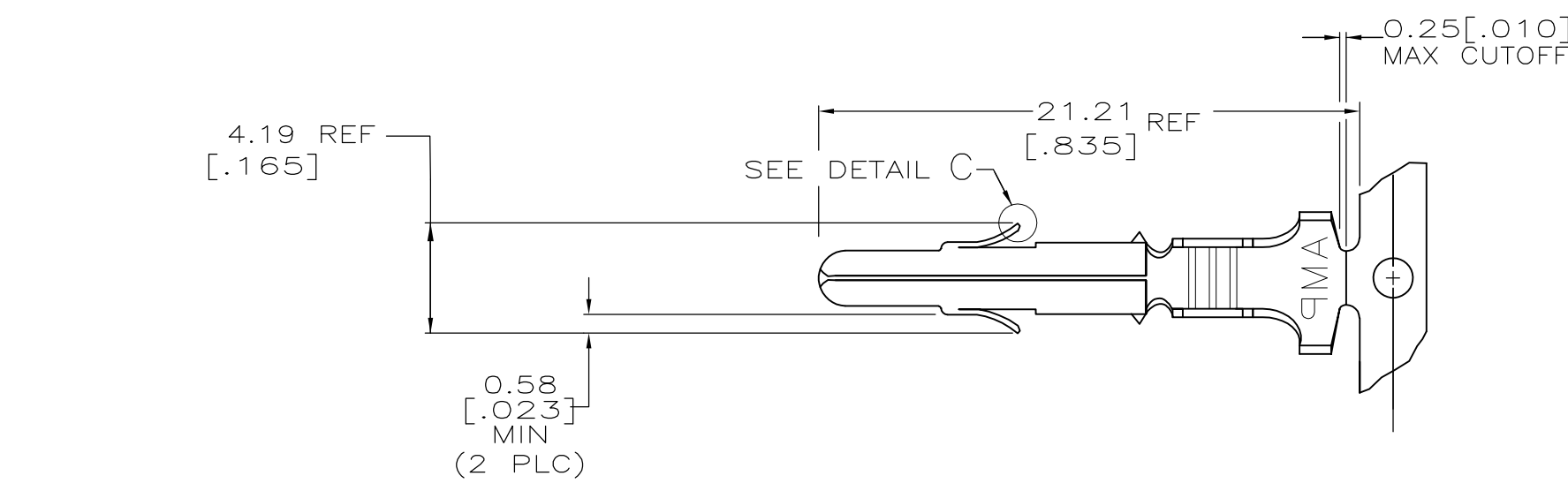


LOC	DIST	REVISIONS					
		P	LTR	DESCRIPTION	DATE	DWN	APVD
CM	00		AB	REVISED PER ECR-12-013323	09AUG12	KH	TM



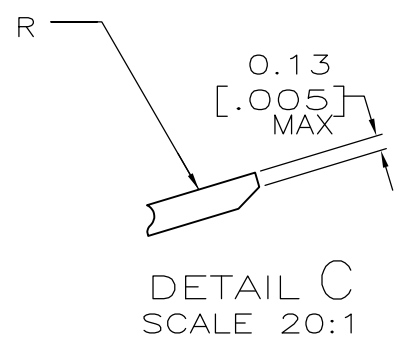
- 1

0.00076[.000030] MIN THK GOLD IN LOCALIZED PLATE AREA AND 0.000127[.000005] MIN THK GOLD FLASH ON REMAINDER OF CONTACT OVER 0.00127[.000050] MIN THK NICKEL UNDERPLATE.
- 2


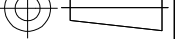
0.00076[.000030] MIN THK GOLD IN LOCALIZED PLATE AREA OVER 0.00127[.000050] MIN THK NICKEL UNDERPLATE.
- 3

DIMENSIONS IN BRACKETS ARE IN INCHES.
- 4

WIRE RANGE: 20-14 AWG
INSULATION RANGE: 3.30-5.08 [.130-.200] DIA.



350552-7	GOLD	2	0.30 [.012] BRASS	350538-7
350552-6	GOLD	2	0.30 [.012] PH BZ	350538-6
350552-3	TIN		0.30 [.012] PH BZ	350538-3
350552-2	GOLD	1	0.30 [.012] BRASS	350538-2
350552-1	TIN		0.30 [.012] BRASS	350538-1
LOOSE PIECE (REF)	FINISH		MATERIAL	PART NO

THIS DRAWING IS A CONTROLLED DOCUMENT.		DWN K. WHITAKER 16-FEB-04	 TE Connectivity						
DIMENSIONS: mm [INCHES]		CHK S. RIDGILL 16-FEB-04							
	TOLERANCES UNLESS OTHERWISE SPECIFIED:		APVD S. RIDGILL 16-FEB-04		NAME PIN, UNIVERSAL MATE-N-LOK™				
	0 PLC ± - 1 PLC ± - 2 PLC ± - 3 PLC ± 0.20.008] 4 PLC ± - ANGLES ± -		PRODUCT SPEC —						
	FINISH		APPLICATION SPEC —						
	MATERIAL SEE TABLE		WEIGHT —						
SEE TABLE		SEE TABLE		CUSTOMER DRAWING		SIZE A2	CAGE CODE 00779	DRAWING NO C=350538	RESTRICTED TO —
						SCALE 4:1	SHEET 1 of 1	REV AB	

Mouser Electronics

Authorized Distributor

Click to View Pricing, Inventory, Delivery & Lifecycle Information:

[TE Connectivity:](#)

[350538-3 \(Cut Strip\)](#) [350538-3 \(Mouser Reel\)](#)