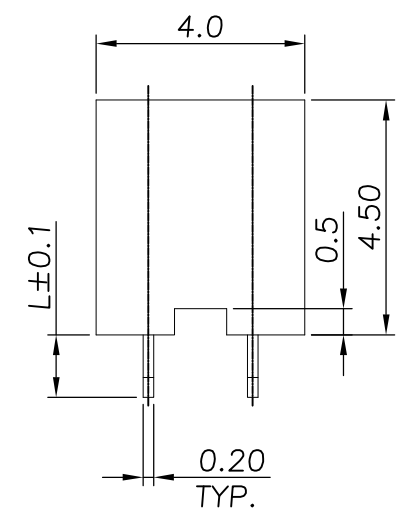
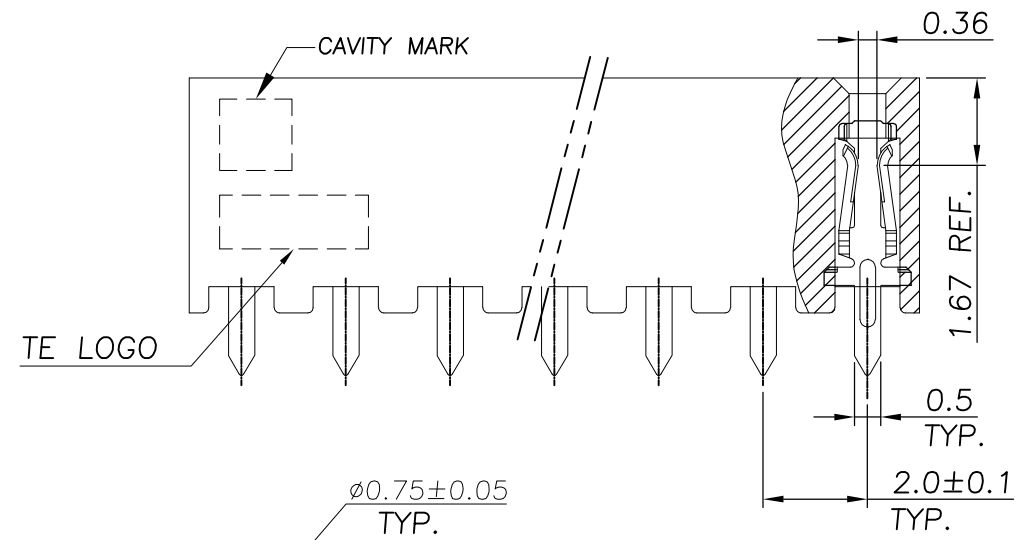
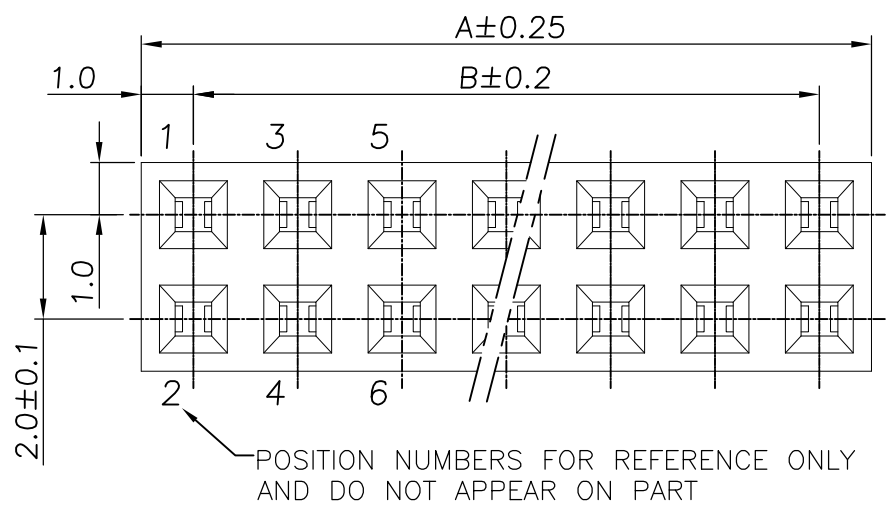
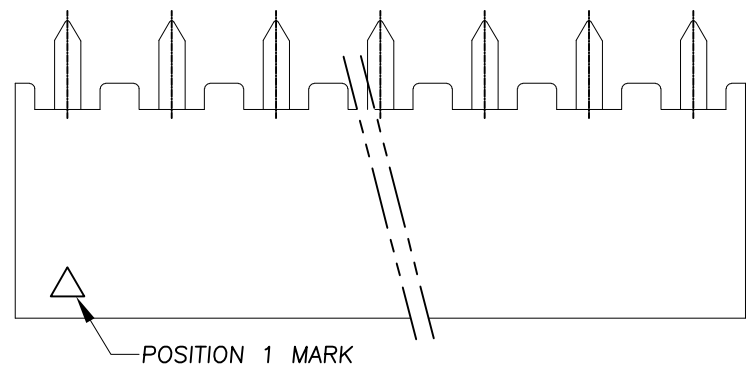


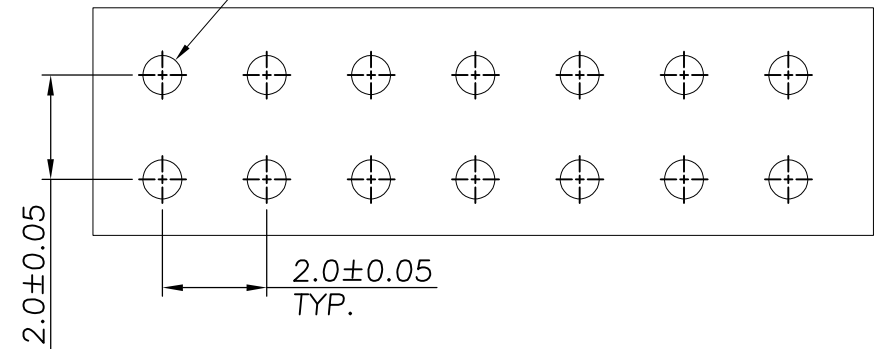
THIS DRAWING IS UNPUBLISHED
 RELEASED FOR PUBLICATION MAR , 2006.
 ALL RIGHTS RESERVED.
 © COPYRIGHT 2009 By -

LOC	DIST	REVISIONS					
		P	LTR	DESCRIPTION	DATE	DWN	APVD
IR	-	B		RELEASED AS PER ECR-09-017658	06AUG09	SRE	PCH
		B1		ECR-10-026537	21JAN11	KK	HMR

- NOTE:
- 1 MATERIAL :
HOUSING : THERMOPLASTIC, UL94V-0, BLACK COLOR.
CONTACT : PHOSPHOR BRASS, THICKNESS=0.20mm.
 - 2 FINISH:
CONTACT : GOLD PLATED (SEE TABLE) ON CONTACT AREA
80µ" MIN. MATTE TIN PLATED ON SOLDER TAILS,
50µ" MIN. NICKEL UNDERPLATED ALL OVER
 - 3 APPLICATION :
SOLDERTAIL LENGTH 2.6 FOR PCB THICKNESS 1.0 MAX.
1.2 FOR PCB THICKNESS 0.3 MAX.
 - 4. WAVE SOLDER CAPABLE TO 265°C PER TE SPEC 109-202, CONDITION B
 - 5. QUALIFICATION TEST REPORT: 501-57197



KEYING POS.	A	B	POS	PART NUMBER	KEYING POS.	A	B	POS	PART NUMBER	
6	40	38	40	9	9	40	38	40	4	9
	50	48	50	9	8	50	48	50	4	8
	48	46	48	9	7	48	46	48	4	7
	46	44	46	9	6	46	44	46	4	6
	44	42	44	9	5	44	42	44	4	5
	42	40	42	9	4	42	40	42	4	4
	40	38	40	9	3	40	38	40	4	3
	38	36	38	9	2	38	36	38	4	2
	36	34	36	9	1	36	34	36	4	1
	34	32	34	9	0	34	32	34	4	0
	32	30	32	8	9	32	30	32	3	9
	30	28	30	8	8	30	28	30	3	8
	28	26	28	8	7	28	26	28	3	7
	26	24	26	8	6	26	24	26	3	6
	24	22	24	8	5	24	22	24	3	5
	22	20	22	8	4	22	20	22	3	4
	20	18	20	8	3	20	18	20	3	3
	18	16	18	8	2	18	16	18	3	2
	16	14	16	8	1	16	14	16	3	1
	14	12	14	8	0	14	12	14	3	0
	12	10	12	7	9	12	10	12	2	9
	10	8	10	7	8	10	8	10	2	8
	8	6	8	7	7	8	6	8	2	7
	6	4	6	7	6	6	4	6	2	6
	4	2	4	7	5	4	2	4	2	5
	50	48	50	7	4	50	48	50	2	4
	48	46	48	7	3	48	46	48	2	3
	46	44	46	7	2	46	44	46	2	2
	44	42	44	7	1	44	42	44	2	1
	42	40	42	7	0	42	40	42	2	0
	40	38	40	6	9	40	38	40	1	9
	38	36	38	6	8	38	36	38	1	8
	36	34	36	6	7	36	34	36	1	7
	34	32	34	6	6	34	32	34	1	6
	32	30	32	6	5	32	30	32	1	5
	30	28	30	6	4	30	28	30	1	4
	28	26	28	6	3	28	26	28	1	3
	26	24	26	6	2	26	24	26	1	2
	24	22	24	6	1	24	22	24	1	1
	22	20	22	6	0	22	20	22	1	0
	20	18	20	5	9	20	18	20	0	9
	18	16	18	5	8	18	16	18	0	8
	16	14	16	5	7	16	14	16	0	7
	14	12	14	5	6	14	12	14	0	6
	12	10	12	5	5	12	10	12	0	5
	10	8	10	5	4	10	8	10	0	4
	8	6	8	5	3	8	6	8	0	3
	6	4	6	5	2	6	4	6	0	2
	4	2	4	5	1	4	2	4	0	1



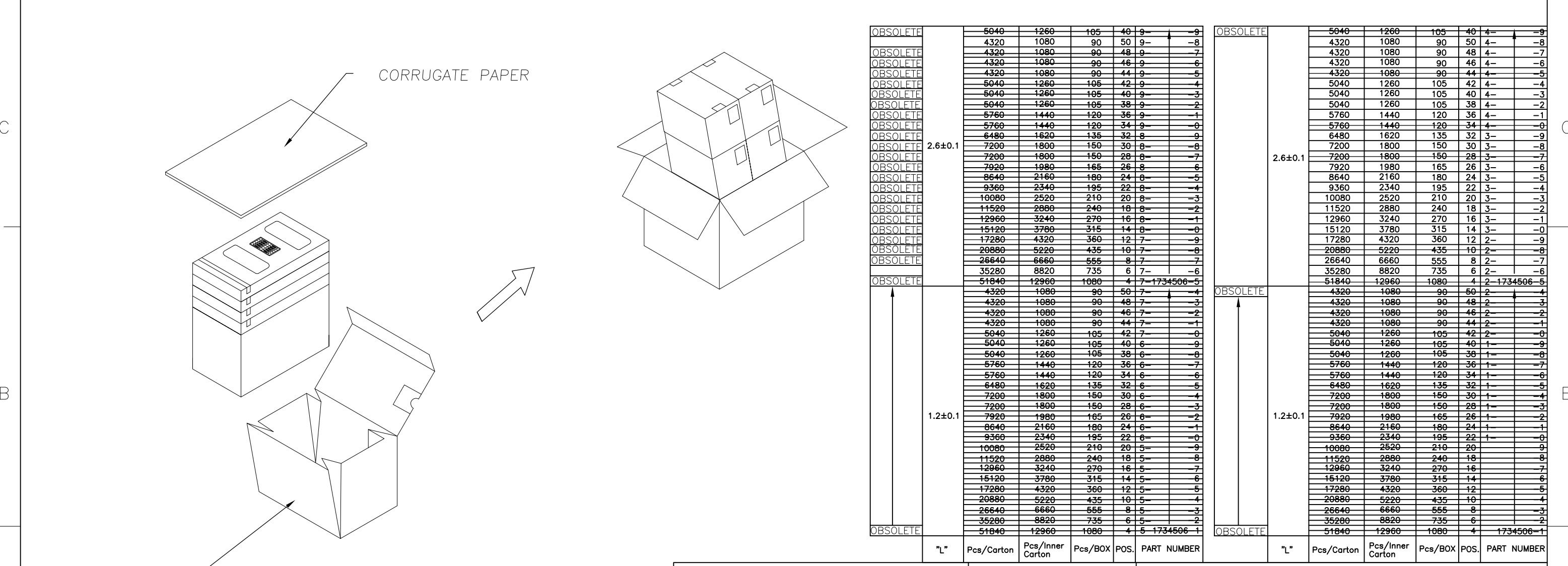
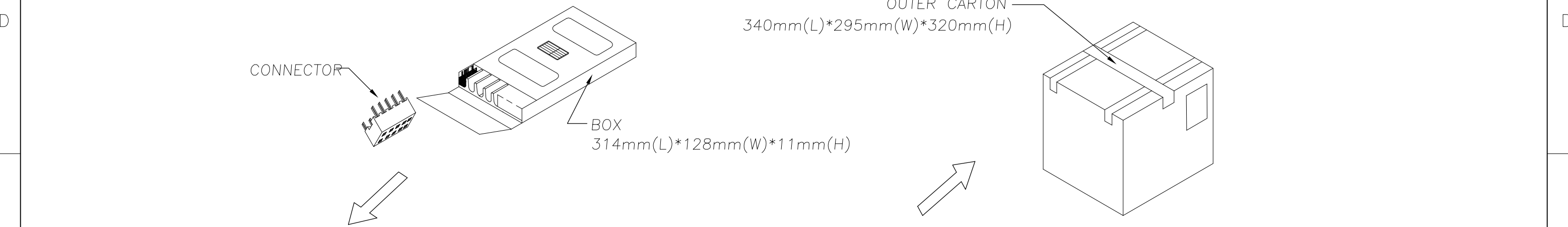
RECOMMENDED PCB LAYOUT

THIS DRAWING IS A CONTROLLED DOCUMENT.		DWN	23-MAR-2006	 TE Connectivity	AMPMODU 2.0mm PITCH, REC CONN, VERTICAL, MOUNT TYPE
DIMENSIONS: mm		CHK	23-MAR-2006		
TOLERANCES UNLESS OTHERWISE SPECIFIED:		APVD	23-MAR-2006		
0 PLC ± - 1 PLC ± 0.15 2 PLC ± 0.10 3 PLC ± 0.05 4 PLC ± - ANGLES ± 3°		NAME			
MATERIAL		PRODUCT SPEC	108-57197	SIZE	A3
FINISH		APPLICATION SPEC	-	CAGE CODE	-
1 2		WEIGHT	-	DRAWING NO	C-1734506
CUSTOMER DRAWING		RESTRICTED TO	-	SCALE	1:1
		SHEET	1 OF 2	REV	B1

THIS DRAWING IS UNPUBLISHED
 © COPYRIGHT 2009 By -
 ALL RIGHTS RESERVED.

RELEASED FOR PUBLICATION
 MAR , 2006.

LOC	DIST	REVISIONS			
P	LTR	DESCRIPTION	DATE	DWN	APVD
IR	-	SEE SHEET 1	-	-	-



OBSOLETE	"L"	Pcs/Carton	Pcs/Inner Carton	Pcs/BOX	POS.	PART NUMBER
OBSOLETE	5040	1260	105	40	9	9
OBSOLETE	4320	1080	90	50	9	8
OBSOLETE	4320	1080	90	48	9	7
OBSOLETE	4320	1080	90	46	9	6
OBSOLETE	4320	1080	90	44	9	5
OBSOLETE	5040	1260	105	42	9	4
OBSOLETE	5040	1260	105	40	9	3
OBSOLETE	5040	1260	105	38	9	2
OBSOLETE	5760	1440	120	36	9	1
OBSOLETE	5760	1440	120	34	9	0
OBSOLETE	6480	1620	135	32	8	9
OBSOLETE	7200	1800	150	30	8	8
OBSOLETE	7200	1800	150	28	8	7
OBSOLETE	7920	1980	165	26	8	6
OBSOLETE	8640	2160	180	24	8	5
OBSOLETE	9360	2340	195	22	8	4
OBSOLETE	10080	2520	210	20	8	3
OBSOLETE	11520	2880	240	18	8	2
OBSOLETE	12960	3240	270	16	8	1
OBSOLETE	15120	3780	315	14	8	0
OBSOLETE	17280	4320	360	12	7	9
OBSOLETE	20880	5220	435	10	7	8
OBSOLETE	26640	6660	555	8	7	7
OBSOLETE	35280	8820	735	6	7	6
OBSOLETE	51840	12960	1080	4	7	5
OBSOLETE	4320	1080	90	50	7	4
OBSOLETE	4320	1080	90	48	7	3
OBSOLETE	4320	1080	90	46	7	2
OBSOLETE	4320	1080	90	44	7	1
OBSOLETE	5040	1260	105	42	7	0
OBSOLETE	5040	1260	105	40	6	9
OBSOLETE	5040	1260	105	38	6	8
OBSOLETE	5760	1440	120	36	6	7
OBSOLETE	5760	1440	120	34	6	6
OBSOLETE	6480	1620	135	32	6	5
OBSOLETE	7200	1800	150	30	6	4
OBSOLETE	7200	1800	150	28	6	3
OBSOLETE	7920	1980	165	26	6	2
OBSOLETE	8640	2160	180	24	6	1
OBSOLETE	9360	2340	195	22	6	0
OBSOLETE	10080	2520	210	20	5	9
OBSOLETE	11520	2880	240	18	5	8
OBSOLETE	12960	3240	270	16	5	7
OBSOLETE	15120	3780	315	14	5	6
OBSOLETE	17280	4320	360	12	5	5
OBSOLETE	20880	5220	435	10	5	4
OBSOLETE	26640	6660	555	8	5	3
OBSOLETE	35280	8820	735	6	5	2
OBSOLETE	51840	12960	1080	4	5	1

THIS DRAWING IS A CONTROLLED DOCUMENT.

DWN O.HU 23-MAR-2006
 CHK S.HDU 23-MAR-2006
 APVD W.J.KE 23-MAR-2006

NAME: AMPMODU 2.0mm PITCH, REC CONN, VERTICAL, MOUNT TYPE

PRODUCT SPEC: 108-57197

APPLICATION SPEC: -

WEIGHT: -

SIZE: A3 CAGE CODE: - DRAWING NO: C-1734506 RESTRICTED TO: -

MATERIAL: SEE SHEET 1 FINISH: SEE SHEET 1

CUSTOMER DRAWING SCALE: 1:1 SHEET: 2 OF 2 REV: B1

Mouser Electronics

Authorized Distributor

Click to View Pricing, Inventory, Delivery & Lifecycle Information:

[TE Connectivity:](#)

[4-1734506-4](#)