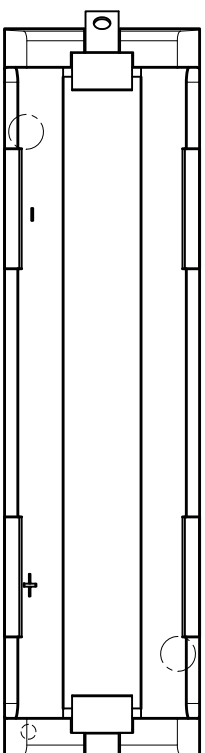
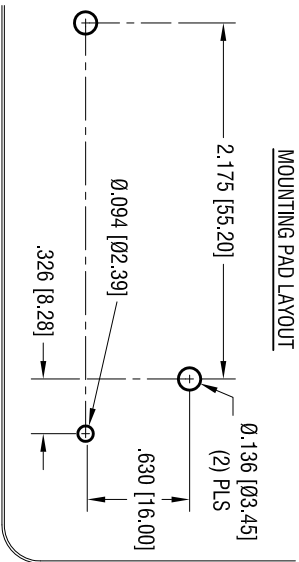
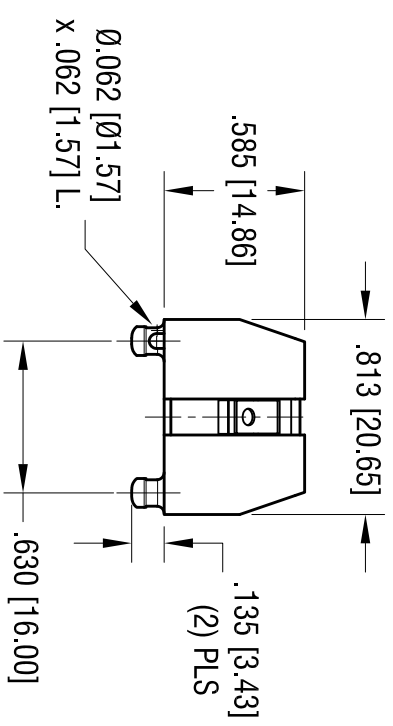
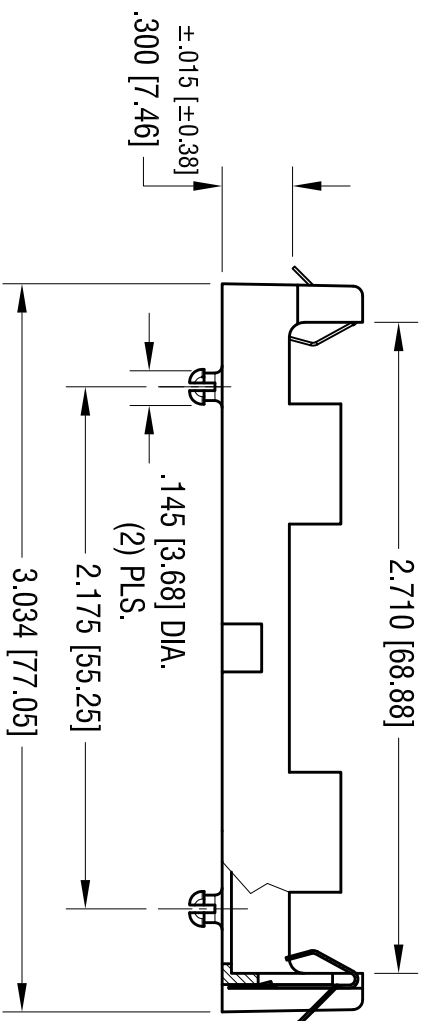


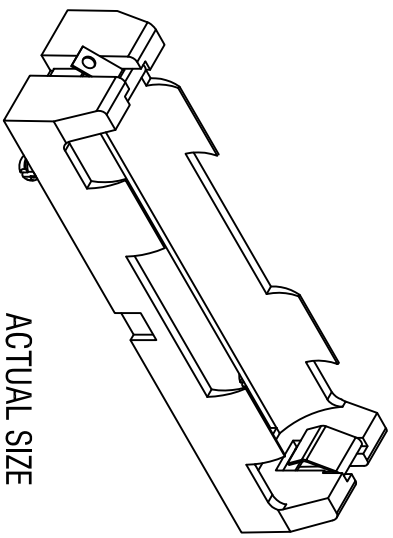
MOUNTING PAD LAYOUT



.140 [3.51]
(2) PLS



- NOTE:
1. BASE:
MATE'L: HEAT RESISTANCE NYLON
STANYL 46 OR EQUIVALENT
 2. CONTACT:
MATE'L: .012 [0.30] THK STAINLESS STEEL
FINISH: TIN NICKEL PLATE



ACTUAL SIZE

THIS DOCUMENT IS THE PROPERTY OF KEYSTONE ELECTRONICS CORP. AND SHALL NOT BE REPRODUCED, DISTRIBUTED OR USED AS A BASIS FOR MANUFACTURE WITHOUT PRIOR WRITTEN PERMISSION FROM KEYSTONE ELECTRONICS CORP.

DATE	DESCRIPTION	REV.
1.19.15	CHANGE AS PER ECN 15-011	A

KEYSTONE ELECTRONICS CORP.			
www.keystec.com • ASTORIA, N.Y. 11105-2017 • Tel (718) 956-8900			
PART NAME SOLDER TAIL BATTERY HOLDER BASE, 18650			
MATERIAL AS NOTED			
FINISH	AS NOTED		
TOLERANCES	INCH	[MM]	CODE
DECIMAL	± .010	[± 0.25]	C
ANGULAR	± 1°		
UNLESS OTHERWISE SPECIFIED			
DRN BY	NT	DATE	12.09.14
APP'D	LN	SCALE	1.25X
DWG NO.		1044	

Mouser Electronics

Authorized Distributor

Click to View Pricing, Inventory, Delivery & Lifecycle Information:

[Keystone Electronics:](#)

[1044](#)