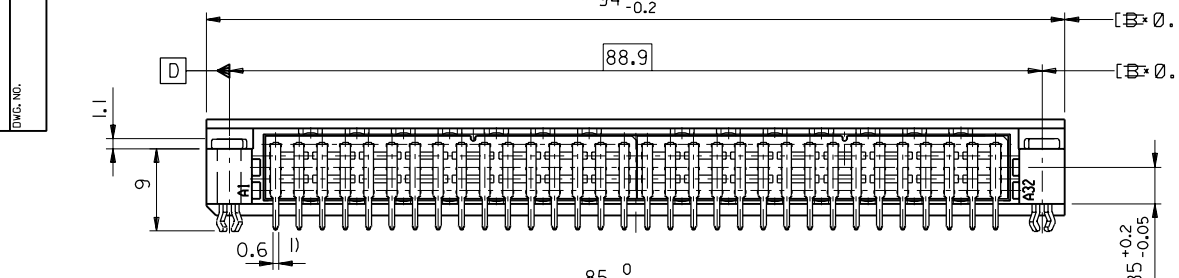

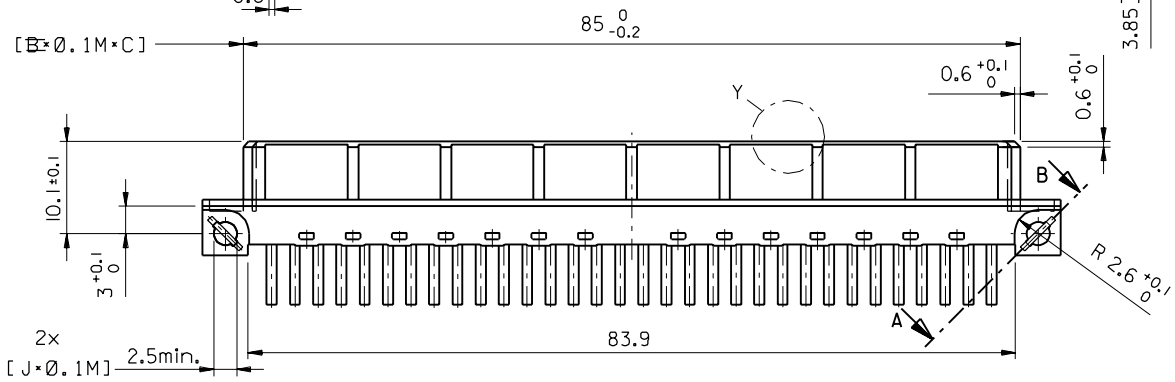

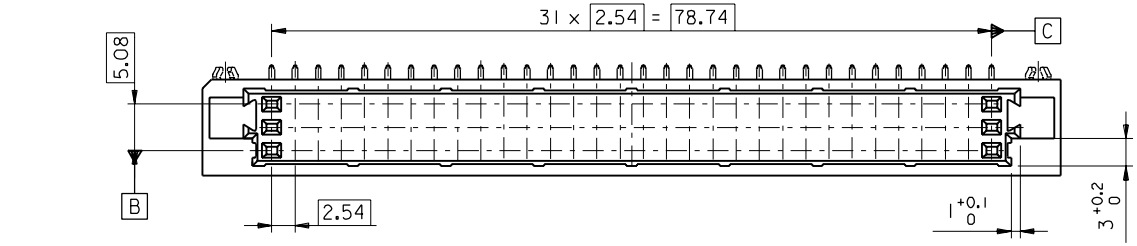

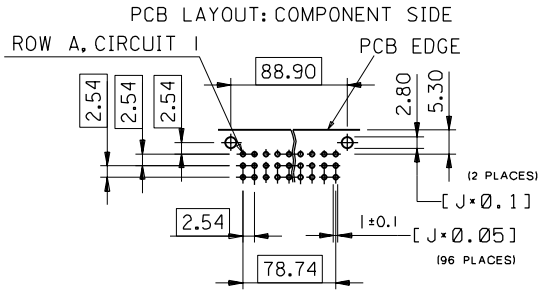

1) tails to fit in PC-board layout

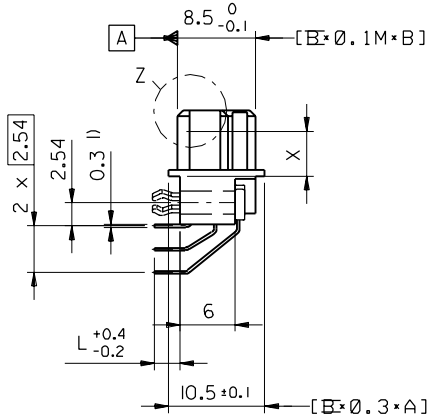

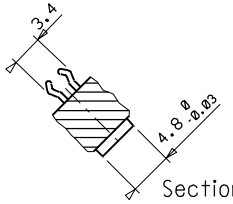

Section A - B

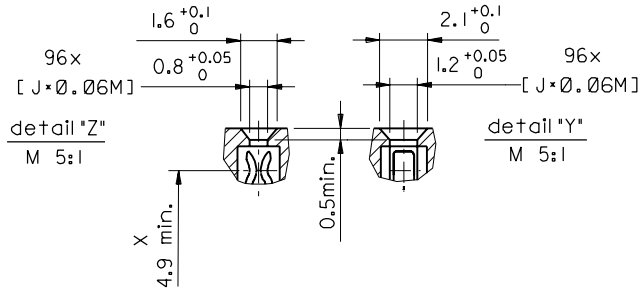

ECN MG1998-2586 hole pattern/L+0.4-0.2 97-09-15 KN	REVISIONS	FIRST ANGLE PROJECTION		REVISE ONLY ON CAD SYSTEM	2 SH. / B1 REV.
B1	LTR / FOR PREVIOUS REVISIONS SEE MRI LIST	UNLESS OTHERWISE SPECIFIED TOLERANCES: ANGULAR ±2° INCH / METRIC; 3 PLACE ± / ±; 2 PLACE ± / ±; 1 PLACE ± / ±; DRAFT WHERE APPLICABLE MUST REMAIN WITHIN DIMENSIONS; DESIGN DIMENSION ☒ MM ☐ IN.; EQUIVALENT DIMENSION ☐ MM ☐ IN.; IF TWO DIMENSIONS ARE SHOWN THE UPPER IS THE DESIGN DIMENSION, LOWER IS SECONDARY	DRWG BY KN / SIGN; CHK'D BY Ca / SIGN; APP'D BY JB / SIGN; SCALE 2:1	CADCAM PROJECT NAME 85052000 s11	THIS DRAWING CONTAINS INFORMATION THAT IS PROPRIETARY TO MOLEX INC. & SHOULD NOT BE USED WITHOUT WRITTEN PERMISSION

TITLE: 96 pos. female connector DIN 41612 style R + clip Dimensions

molex MOLEX EUROPE | SHEET NO. 1 OF 2 | DATE 96/04/25

PART NO. | DWG NO. SDA-85052-0001 | SIZE B

7132-1283

VIEW ON MATING SIDE

	32	31	30	29	28	27	26	25	24	23	22	21	20	19	18	17	16	15	14	13	12	11	10	9	8	7	6	5	4	3	2	1
C	C	C	C	C	C	C	C	C	C	C	C	C	C	C	C	C	C	C	C	C	C	C	C	C	C	C	C	C	C	C	C	C
B																																
A	A	A	A	A	A	A	A	A	A	A	A	A	A	A	A	A	A	A	A	A	A	A	A	A	A	A	A	A	A	A	A	A

A = 32 CONTACTS L=2,8
C = 32 CONTACTS L=2,8

S = 64 TOTAL NUMBER OF CONTACTS

Marking	Standard
Performance level	G2/0 = Contact area level2 / Termination tin
Flux proof	no
Fixing clip	yes
Dimensions	SDA-85052-0001 sht.1
Technical Data	PS-85052-0001

Contact symbol	Perform. level	Contact position number
C	G2/0	c1-32
A	G2/0	a1-32

LTR	REVISIONS
A	first release see ECN No. 2154

FOR PREVIOUS REVISIONS SEE MRI LIST

UNLESS OTHERWISE SPECIFIED TOLERANCES: ANGULAR ±2°

	INCH	METRIC
3 PLACE	± .	±
2 PLACE	± .	±
1 PLACE	± .	±

DRAFT WHERE APPLICABLE MUST REMAIN WITHIN DIMENSIONS

DESIGN DIMENSION ☐ MM ☐ IN.

EQUIVALENT DIMENSION ☐ MM ☐ IN.

IF TWO DIMENSIONS ARE SHOWN THE UPPER IS THE DESIGN DIMENSION, LOWER IS SECONDARY

DRWG BY	Ca	SIGN
CHK'D BY	KN	SIGN
APP'D BY		SIGN
SCALE		

REVISE ONLY ON CAD SYSTEM | SH. | REV.

CADCAM PROJECT NAME s8505201 s01

THIS DRAWING CONTAINS INFORMATION THAT IS PROPRIETARY TO MOLEX INC. & SHOULD NOT BE USED WITHOUT WRITTEN PERMISSION

TITLE

96 pos. female connector acc. DIN 41612 style R contacts arrangement

molex® MOLEX EUROPE

SHEET NO. 1 OF 1

DATE 96/06/14

PART NO. 85052-0103

DWG NO. SDA-85052-0103

SIZE A