

# TRON<sup>®</sup> In-Line Fuse Holders

## HEB Series Single-Pole Breakaway & Non-Breakaway for 1<sup>3</sup>/<sub>32</sub>" x 1 1/2" Fuses



### Non-Breakaway Fuse Holders

See page 2 for breakaway holders

Catalog Symbol: HEB

### Description:

Water resistant, single-pole non-breakaway in-line fuse holders for 1<sup>3</sup>/<sub>32</sub>" x 1 1/2" midget fuses. Typical fuse types: BAF, DCM, FNM, FNQ and KTK.

### Ratings:

Volts: 600V (or less)

Amps: Up to 30A\*

### Agency Information:

(1)UL Recognized, Guide IZLT2, File E14853

(2)CSA Certified, Class 6225-01, File 47235

(3)CE

Coupling Nut Torque: 10-20lb-in.

### Part Number Explanation

Example: HEB-AK

- HEB = Holder series
- A = Loadside terminal (copper crimp for #12 solid copper wire)
- K = Lineside terminal (copper setscrew for two #6 solid copper wires)

### Part Number Selection

From the table on page three, select the combination of desired loadside and lineside terminals for the application (define terminal type, wire size, number of wires per terminal and whether the terminal accepts solid and/or stranded conductors). Then in the right hand two columns, select either the non-breakaway or breakaway holder part number to order.

### Available Part Numbers

HEB-AA<sup>(1)</sup> (2) (3), HEB-AB<sup>(2)</sup>, HEB-AC<sup>(2)</sup>,  
HEB-AD<sup>(2)</sup>, HEB-AE<sup>(2)</sup>, HEB-AJ, HEB-AK, HEB-AL, HEB-AR,  
HEB-AY, HEB-BA<sup>(2)</sup>, HEB-BB<sup>(2)</sup>, HEB-BC<sup>(2)</sup>, HEB-BD<sup>(2)</sup>,  
HEB-CC<sup>(2)</sup>, HEB-DD<sup>(2)</sup>, HEB-JJ, HEB-JK, HEB-JL, HEB-JY,  
HEB-LL, HEB-NN, HEB-PP<sup>(2)</sup>, HEB-QQ<sup>(2)</sup>, HEB-RR<sup>(2)</sup>,  
HEB-SS, HEB-TT<sup>(2)</sup>, HEB-ZA.











### Insulating Boots

For insulating boots, see page 2. Insulating boots are not included with non-breakaway holders and must be ordered separately. They come standard with the breakaway holders.

When insulating boots are utilized, extra heat retention requires that fuses are sized at a minimum of 200% of the RMS load current.

\*Amp rating limited by conductor size.

### Specification Data - Non-Breakaway & Loadside Breakaway

Terminal Type	Conductor Data Size	Conductor Data			Catalog Symbol Load & Line (2) & (3)
		No. Per Terminal	Solid	Stranded	
<b>Copper Crimp</b>  	#12 to #8	1	•	•	A
	#12	2	•	•	
	#10	2	•	•	B
	#6	1	•	•	
	#8	2	•	•	C
	#4	1	—	•	
	#6	2	•	•	D
	#2	1	—	•	
	#4	2	•	•	E
	#20 to #18	1	•	•	
<b>Copper Setscrew</b>  	#12 to #3	1	•	•	J
	#12 to #3	2	•	•	K
<b>Solid Copper Terminal for Aluminum Wire Connector</b>  	#8 to #12	1	•	—	S
	#10 to #4	1	—	•	
<b>Aluminum Crimp</b>  	#8	1	—	•	N
	#6	1	•	—	
	#6	1	—	•	P
	#4	1	•	—	
	#3, #4	1	—	•	Q
	#2	1	•	—	
	#1, #2	1	—	•	R
#1/0	1	—	•	T	
<b>Aluminum Setscrew</b>  	#12 to #2	1	•	•	L
	#12 to #2	2	•	•	Y

## Breakaway Fuse Holders

Catalog Symbol: HEB

### Description:

Single-pole breakaway in-line fuse holders for  $1\frac{1}{32}$ " x  $1\frac{1}{2}$ " midget fuses. Typical fuse types: BAF, DCM, FNM, FNO AND KTK.

### Ratings:

Volts: 600V (or less)

Amps: Up to 30A\*

### Agency Information:

(1)UL Recognized, Guide IZLT2, File E14853

(2)CSA Certified, Class 6225-01, File 47235

(3)CE

Coupling Nut Torque: 10-20lb-in.

### Part Number Explanation

Example: HEB-AW-RYC

- HEB = Holder series
- AW = Loadside terminal (copper crimp for #12 solid copper wire)
- RYC = Lineside terminal (copper setscrew for two #6 solid copper wires)

### Part Number Selection

From the table on page three, select the combination of desired loadside and lineside terminals for the application (define terminal type, wire size, number of wires per terminal and whether the terminal accepts solid and/or stranded conductors). Then in the right hand two columns, select either the non-breakaway or breakaway holder part number to order.

### Available Part Numbers

#### Breakaway Units:

(Includes fuse holder, breakaway part and insulating boots):







HEB-AW-RLA, HEB-AW-RLC-A<sup>(1)</sup> (2) (3), HEB-AW-RLC-B, HEB-AW-RLC-C, HEB-AW-RLC-J, HEB-AW-RYA, HEB-AW-RYC, HEB-BW-RLC-A, HEB-BW-RLC-B, HEB-BW-RYC, HEB-JW-RLC-J, HEB-JW-RYC, HEB-KW-RLC-J, HEB-KW-RYC, HEB-LW-RLA, HEB-LW-RLC-J, HEB-LW-RYA

**Fuse Holder Only:** HEB-AW<sup>(2)</sup>, HEB-BW<sup>(2)</sup>, HEB-DW<sup>(2)</sup>, HEB-JW, HEB-LW

**Breakaway Part:** RLC-A, RLC-B, RLC-C, RLC-J, RYC, RLA, RYA

## Specification Data - Lineside Breakaway

### Breakaway Receptacles

Terminal Type	Conductor Data				Catalog Symbol
	Size	No. Per Terminal	Solid	Stranded	
<b>Copper Crimp</b> 	#12 to #8	1	•	•	-RLC-A
	#6	1	•	•	-RLC-B
	#4	1	•	•	-RLC-C
<b>Copper Setscrew</b> 	#12 to #2	1	•	•	-RLC-J
		#12 to #2	2	•	•
<b>Aluminum Setscrew</b> 	#12 to #2	1	•	•	-RLA
		#12 to #2	2	•	•
<b>Solid Breakaway</b> 	<b>(Required with Breakaway Receptacle)</b>			<b>W</b>	

### Insulating Boots



Part Numbers	Type
2A0660	Single conductor
2A0661	Two conductor

Two insulating boots come standard with the breakaway holders (example: HEB-AW-RLC-A). The insulating boots are not included with the non-breakaway holders (example: HEB-AA) or the individual pieces of the breakaway holders (example: HEB-AW, RLC-A). Two insulating boots must be ordered for each holder when ordering them separately. When insulating boots are utilized, extra heat retention requires that fuses are sized at a minimum of 200% of the RMS load current.

\*Amp rating limited by conductor size.

# For HEB Holders Only

Directions: To select complete holder P/N, work from left to right starting with loadside terminal options and then lineside terminal options. Then determine breakaway or non-breakaway style.

Loadside Terminal					Lineside Terminal					Available P/N's	
Terminal Type	Wire Size	No. of Wires per Terminal	Solid Wire	Stranded Wire	Terminal Type	Wire Size	No. of Wires per Terminal	Solid Wire	Stranded Wire	Non-Breakaway P/N (Boots not included)	Breakaway P/N (Boots included)
Copper Crimp	#12 to #8 #12	1 2	Y Y	Y Y	Copper Crimp	#12 to #8 #12	1 2	Y Y	Y Y	HEB-AA <sup>(1)(2)</sup> (3)	HEB-AW-RLC-A <sup>(1)(2)</sup> (3)
Copper Crimp	#12 to #8 #12	1 2	Y Y	Y Y	Copper Crimp	#6 #10	1 2	Y Y	Y Y	HEB-AB <sup>(2)</sup>	HEB-AW-RLC-B
Copper Crimp	#12 to #8 #12	1 2	Y Y	Y Y	Copper Crimp	#4 #8	1 2	N Y	Y Y	HEB-AC <sup>(2)</sup>	HEB-AW-RLC-C <sup>(4)</sup>
Copper Crimp	#12 to #8 #12	1 2	Y Y	Y Y	Copper Crimp	#2 #6	1 2	N Y	Y Y	HEB-AD <sup>(2)</sup>	N/A
Copper Crimp	#12 to #8 #12	1 2	Y Y	Y Y	Copper Crimp	2/0 #3	1 2	N N	Y Y	HEB-AE <sup>(2)</sup>	N/A
Copper Crimp	#12 to #8 #12	1 2	Y Y	Y Y	Copper Setscrew	#12 to #3	1	Y	Y	HEB-AJ	HEB-AW-RLC-J
Copper Crimp	#12 to #8 #12	1 2	Y Y	Y Y	Copper Setscrew	#12 to #3	2	Y	Y	HEB-AK	HEB-AW-RYC
Copper Crimp	#12 to #8 #12	1 2	Y Y	Y Y	Aluminum Setscrew	#12 to #2	1	Y	Y	HEB-AL	HEB-AW-RLA
Copper Crimp	#12 to #8 #12	1 2	Y Y	Y Y	Aluminum Setscrew	#12 to #2	2	Y	Y	HEB-AY	HEB-AW-RYA
Copper Crimp	#12 to #8 #12	1 2	Y Y	Y Y	Aluminum Crimp	#1, #2	1	N	Y	HEB-AR	N/A
Copper Crimp	#6 #10	1 2	Y Y	Y Y	Copper Crimp	#12 to #8 #12	1 2	Y Y	Y Y	HEB-BA <sup>(2)</sup>	HEB-BW-RLC-A
Copper Crimp	#6 #10	1 2	Y Y	Y Y	Copper Crimp	#6 #10	1 2	Y Y	Y Y	HEB-BB <sup>(2)</sup>	HEB-BW-RLC-B
Copper Crimp	#6 #10	1 2	Y Y	Y Y	Copper Crimp	#4 #8	1 2	N Y	Y Y	HEB-BC <sup>(2)</sup>	N/A
Copper Crimp	#6 #10	1 2	Y Y	Y Y	Copper Crimp	#2 #6	1 2	N Y	Y Y	HEB-BD <sup>(2)</sup>	N/A
Copper Crimp	#4 #8	1 2	N Y	Y Y	Copper Crimp	#4 #8	1 2	N Y	Y Y	HEB-CC <sup>(2)</sup>	N/A
Copper Crimp	#2 #6	1 2	N Y	Y Y	Copper Crimp	#2 #6	1 2	N Y	Y Y	HEB-DD <sup>(2)</sup>	N/A
Copper Crimp	#20, #18	1	Y	Y	Copper Crimp	#12 to #8 #12	1 2	Y Y	Y Y	HEB-ZA	N/A
Copper Setscrew	#12 to #3	1	Y	Y	Copper Setscrew	#12 to #3	1	Y	Y	HEB-JJ	HEB-JW-RLC-J
Copper Setscrew	#12 to #3	1	Y	Y	Copper Setscrew	#12 to #3	2	Y	Y	HEB-JK	HEB-JW-RYC
Copper Setscrew	#12 to #3	1	Y	Y	Aluminum Setscrew	#12 to #2	1	Y	Y	HEB-JL	N/A
Copper Setscrew	#12 to #3	1	Y	Y	Aluminum Setscrew	#12 to #2	2	Y	Y	HEB-JY	N/A
Aluminum Setscrew	#12 to #2	1	Y	Y	Aluminum Setscrew	#12 to #2	1	Y	Y	HEB-LL	HEB-LW-RLA
Aluminum Crimp	#8 #6	1 1	N Y	Y N	Aluminum Crimp	#8 #6	1 1	N Y	Y N	HEB-NN	N/A
Aluminum Crimp	#6 #4	1 1	N Y	Y N	Aluminum Crimp	#6 #4	1 1	N Y	Y N	HEB-PP <sup>(2)</sup>	N/A
Aluminum Crimp	#3, #4 #2	1 1	N Y	Y N	Aluminum Crimp	#3, #4 #2	1 1	N Y	Y N	HEB-QQ <sup>(2)</sup>	N/A
Aluminum Crimp	#1, #2	1	N	Y	Aluminum Crimp	#1, #2	1	N	Y	HEB-RR <sup>(2)</sup>	N/A
Aluminum Crimp	1/0	1	N	Y	Aluminum Crimp	1/0	1	N	Y	HEB-TT <sup>(2)</sup>	N/A
Solid Terminal for aluminum connector	#8 to #12 #10 to #14	1 1	Y N	N Y	Solid Terminal for aluminum connector	#8 to #12 #10 to #14	1 1	Y N	N Y	HEB-SS	N/A

(1) UL Recognized, Guide IZLT2, File E14853

(2) CSA Certified, Class 6225-01, File 47235

(3) CE

(4) HEB-AW-RLC-C is for (1) #4 stranded wire only.

Contact your local Cooper Bussmann representative for other possible terminations not listed.

The only controlled copy of this Data Sheet is the electronic read-only version located on the Cooper Bussmann Network Drive. All other copies of this document are by definition uncontrolled. This bulletin is intended to clearly present comprehensive product data and provide technical information that will help the end user with design applications. Cooper Bussmann reserves the right, without notice, to change design or construction of any products and to discontinue or limit distribution of any products. Cooper Bussmann also reserves the right to change or update, without notice, any technical information contained in this bulletin. Once a product has been selected, it should be tested by the user in all possible applications.

# Mouser Electronics

Authorized Distributor

Click to View Pricing, Inventory, Delivery & Lifecycle Information:

## Eaton:

[HEB-QQ](#) [HEB-DD](#) [HEB-AK](#) [HEB-AE](#) [HEB-AY](#) [HEB-JL](#) [HEB-SS](#) [HEB-PP](#) [HEB-JY](#) [HEB-AB](#) [HEB-BB](#) [HEB-AW](#)  
[HEB-BC](#) [HEB-AL](#) [HEB-JW](#) [HEB-JK](#) [HEB-LL](#) [HEB-AD](#) [HEB-BD](#) [HEB-CC](#) [HEB-AJ](#) [HEB-BA](#) [HEB-AC](#) [HEB-JJ](#)  
[HEB-LW-RYA](#) [HEB-AW-RYC](#) [HEB-AW-RLA](#) [HEB-AW-RYA](#) [HEB-JW-RYC](#) [HEB-JJB](#) [HEB-LLB](#) [HEB-LWB](#) [HEB-](#)  
[KW-RYC](#) [HEB-LW-RLA](#) [HEB-AW-RLC-A](#) [HEB-AW-RLC-C](#) [HEB-JW-RLC-J](#) [HEB-AW-RLC-J](#) [HEB-AW-RLC-B](#) [HEB-](#)  
[BW-RLC-B](#) [BK/HEB-AA](#) [BK/HEB-BB](#) [HEB-1K0200](#) [HEB-1K0201](#) [HEB-1K0364](#) [HEB-AR](#) [HEB-BW](#) [HEB-BW-RLC-A](#)  
[HEB-BW-RLC-C](#) [HEB-BW-RYC](#) [HEB-KW-RLC-J](#) [HEB-LW](#) [HEB-LW-RLC-J](#) [HEB-NN](#) [HEB-RR](#) [HEB-TT](#) [HEB-WW](#)  
[HEB-ZA](#)