

# Lightning/surge arrester type 1/2 - VAL-MS-T1/T2 175/12.5/1+1-FM - 2800674

Please be informed that the data shown in this PDF Document is generated from our Online Catalog. Please find the complete data in the user's documentation. Our General Terms of Use for Downloads are valid (<http://phoenixcontact.com/download>)




Universal varistor-based plug-in lightning/surge arrester for 1-phase power supply networks with separate N and PE (3-conductor system: L1, N, PE), with remote indication contact.

## Your advantages

- ✓ Plugs can be checked with CHECKMASTER
- ✓ With floating remote indication contact
- ✓ Secure hold of plugs in the event of high lightning current loads and strong vibrations thanks to new latching
- ✓ Mechanical coding of all slots
- ✓ Optical, mechanical status indication for the individual arresters
- ✓ Pluggable
- ✓ Thermal disconnect device for each individual plug



## Key Commercial Data

Packing unit	1 pc
GTIN	 4 046356 624336
GTIN	4046356624336

## Technical data

### Dimensions

Height	96.8 mm
Width	35.6 mm
Depth	77.5 mm (incl. DIN rail 7.5 mm)
Horizontal pitch	2 Div.

### Ambient conditions

Degree of protection	IP20 (only when all terminal points are used)
Ambient temperature (operation)	-40 °C ... 80 °C

# Lightning/surge arrester type 1/2 - VAL-MS-T1/T2 175/12.5/1+1-FM - 2800674

## Technical data

### Ambient conditions

Ambient temperature (storage/transport)	-40 °C ... 80 °C
Altitude	≤ 2000 m (amsl (above mean sea level))
Permissible humidity (operation)	5 % ... 95 %
Shock (operation)	30g (Half-sine / 11 ms / 3x ±X, ±Y, ±Z)
Vibration (operation)	7.5g (10 ... 500 Hz / 2.5 h / X, Y, Z)

### General

IEC test classification	I / II
	T1 / T2
	T1
	I
EN type	T1 / T2
	T1
IEC power supply system	TT
	TN-C
	TN-S
Mode of protection	L-N
	L-PE
	N-PE
Mounting type	DIN rail: 35 mm
Color	jet black RAL 9005
Housing material	PA 6.6
	PBT
Degree of pollution	2
Flammability rating according to UL 94	V-0
Type	DIN rail module, two-section, divisible
Surge protection fault message	Optical, remote indicator contact

### Additional descriptions

Note	Nominal voltage UN = 120 V AC/240 V AC split-phase (separate GND)
------	---

### Protective circuit

Nominal voltage $U_N$	120 V AC (TN-S)
	120 V AC (TT)
Nominal frequency $f_N$	50 Hz (60 Hz)
Maximum continuous operating voltage $U_C$ (L-N)	175 V AC
Maximum continuous operating voltage $U_C$ (L-PE)	175 V AC
Maximum continuous voltage $U_C$ (N-PE)	264 V AC
Rated load current $I_L$	80 A
Residual current $I_{PE}$	≤ 5 μA
Standby power consumption $P_C$	≤ 140 mVA

# Lightning/surge arrester type 1/2 - VAL-MS-T1/T2 175/12.5/1+1-FM - 2800674

## Technical data

### Protective circuit

Nominal discharge current $I_n$ (8/20) $\mu$ s (L-N)	12.5 kA
Nominal discharge current $I_n$ (8/20) $\mu$ s (L-PE)	12.5 kA
Nominal discharge current $I_n$ (8/20) $\mu$ s (N-PE)	50 kA
Maximum discharge current $I_{max}$ (8/20) $\mu$ s	50 kA
Impulse discharge current (10/350) $\mu$ s (L-N), charge	6.25 As
Impulse discharge current (10/350) $\mu$ s (L-N), specific energy	39 kJ/ $\Omega$
Impulse discharge current (10/350) $\mu$ s (L-N), peak current value $I_{imp}$	12.5 kA
Impulse discharge current (10/350) $\mu$ s (L-PE), charge	6.25 As
Impulse discharge current (10/350) $\mu$ s (L-PE), specific energy	39 kJ/ $\Omega$
Impulse discharge current (10/350) $\mu$ s (L-PE), peak current value $I_{imp}$	12.5 kA
Impulse discharge current (10/350) $\mu$ s (N-PE), charge	25 As
Impulse discharge current (10/350) $\mu$ s (N-PE), specific energy	625 kJ/ $\Omega$
Impulse discharge current (10/350) $\mu$ s (N-PE), peak current value $I_{imp}$	50 kA
Total discharge current $I_{total}$ (8/20) $\mu$ s	50 kA
Total discharge current $I_{total}$ (10/350) $\mu$ s	25 kA
Follow current interrupt rating $I_{fi}$ (N-PE)	100 A
Short-circuit current rating $I_{SCCR}$	25 kA
Voltage protection level $U_p$ (L-N)	$\leq 0.8$ kV
Voltage protection level $U_p$ (L-PE)	$\leq 2$ kV
Voltage protection level $U_p$ (N-PE)	$\leq 1.7$ kV
Residual voltage $U_{res}$ (L-N)	$\leq 0.8$ kV (at $I_n$ )
	$\leq 0.65$ kV (at 10 kA)
	$\leq 0.6$ kV (at 5 kA)
	$\leq 0.5$ kV (at 3 kA)
Residual voltage $U_{res}$ (L-PE)	$\leq 2$ kV (at $I_n$ )
	$\leq 1.5$ kV (at 10 kA)
	$\leq 1.4$ kV (at 5 kA)
	$\leq 1.3$ kV (at 3 kA)
Residual voltage $U_{res}$ (N-PE)	$\leq 0.6$ kV (at $I_n$ )
	$\leq 0.5$ kV (at 10 kA)
	$\leq 0.5$ kV (at 5 kA)
	$\leq 0.4$ kV (at 3 kA)
TOV behavior at $U_T$ (L-N)	208 V AC (5 s / withstand mode)
	229 V AC (120 min / withstand mode)
TOV behavior at $U_T$ (N-PE)	1200 V AC (200 ms / withstand mode)
Response time $t_A$ (L-N)	$\leq 25$ ns
Response time $t_A$ (L-PE)	$\leq 100$ ns
Response time $t_A$ (N-PE)	$\leq 100$ ns

# Lightning/surge arrester type 1/2 - VAL-MS-T1/T2 175/12.5/1+1-FM - 2800674

## Technical data

### Protective circuit

Max. backup fuse with V-type through wiring	80 A (gG - 16 mm <sup>2</sup> )
Max. backup fuse with branch wiring	160 A (gG)

### Indicator/remote signaling

Switching function	PDT contact
Operating voltage	5 V AC ... 250 V AC
	30 V DC
Operating current	5 mA AC ... 1.5 A AC
	1 A DC
Connection method	Plug-in/screw connection via COMBICON
Screw thread	M2
Tightening torque	0.25 Nm
Stripping length	7 mm
Conductor cross section flexible	0.14 mm <sup>2</sup> ... 1.5 mm <sup>2</sup>
Conductor cross section solid	0.14 mm <sup>2</sup> ... 1.5 mm <sup>2</sup>
Conductor cross section AWG	28 ... 16

### Connection data

Connection method	Screw connection
Screw thread	M5
Tightening torque	3 Nm (1,5 mm <sup>2</sup> ... 16 mm <sup>2</sup> )
	4.5 Nm (25 mm <sup>2</sup> ... 35 mm <sup>2</sup> )
Stripping length	16 mm
Conductor cross section flexible	1.5 mm <sup>2</sup> ... 25 mm <sup>2</sup>
Conductor cross section solid	1.5 mm <sup>2</sup> ... 35 mm <sup>2</sup>
Conductor cross section AWG	15 ... 2
Connection method	Fork-type cable lug
Conductor cross section flexible	1.5 mm <sup>2</sup> ... 16 mm <sup>2</sup>

### UL specifications

SPD Type	4CA
Maximum continuous operating voltage MCOV (L-N)	175 V AC
Maximum continuous operating voltage MCOV (L-G)	175 V AC
Maximum continuous operating voltage MCOV (N-G)	264 V AC
Nom. voltage	120 V AC
Mode of protection	L-N
	L-G
	N-G
Power distribution system	Single phase
Nominal frequency	50/60 Hz
Measured limiting voltage MLV (L-N)	2200 V

# Lightning/surge arrester type 1/2 - VAL-MS-T1/T2 175/12.5/1+1-FM - 2800674

## Technical data

### UL specifications

Measured limiting voltage MLV (L-G)	3160 V
Measured limiting voltage MLV (N-G)	2600 V
Nominal discharge current I <sub>n</sub> (L-N)	20 kA
Nominal discharge current I <sub>n</sub> (L-G)	20 kA
Nominal discharge current I <sub>n</sub> (N-G)	20 kA

### UL indicator/remote signaling

Operating voltage	125 V AC
Operating current	1 A AC
Tightening torque	4 lb <sub>F</sub> -in.
Conductor cross section AWG	30 ... 14

### UL connection data

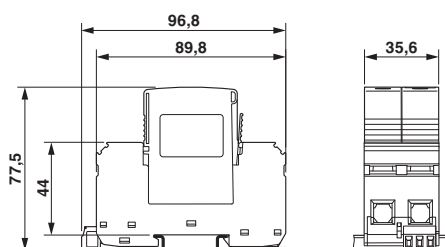
Conductor cross section AWG	10 ... 2
Tightening torque	30 lb <sub>F</sub> -in.

### Standards and Regulations

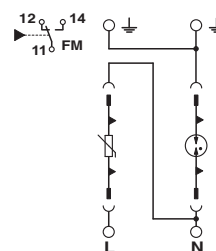
Standards/regulations	IEC 61643-11 2011
	EN 61643-11 2012

## Drawings

Dimensional drawing



Circuit diagram



## Approvals

### Approvals

#### Approvals

DNV GL / CCA / UL Recognized / KEMA-KEUR / cUL Recognized / IECEE CB Scheme / EAC / cULus Recognized

#### Ex Approvals

# Lightning/surge arrester type 1/2 - VAL-MS-T1/T2 175/12.5/1+1-FM - 2800674

## Approvals

### Approval details

DNV GL		<a href="http://exchange.dnv.com/tari/">http://exchange.dnv.com/tari/</a>	TAE00001N9
CCA			NTR-AT 1906
UL Recognized		<a href="http://database.ul.com/cgi-bin/XYV/template/LISEXT/1FRAME/index.htm">http://database.ul.com/cgi-bin/XYV/template/LISEXT/1FRAME/index.htm</a>	FILE E 330181
KEMA-KEUR		<a href="http://www.dekra-certification.com">http://www.dekra-certification.com</a>	2162496-01
cUL Recognized		<a href="http://database.ul.com/cgi-bin/XYV/template/LISEXT/1FRAME/index.htm">http://database.ul.com/cgi-bin/XYV/template/LISEXT/1FRAME/index.htm</a>	FILE E 330181
IECEE CB Scheme		<a href="http://www.iecee.org/">http://www.iecee.org/</a>	AT 2584
EAC			RU C- DE.A*30.B01561
cULus Recognized			

Phoenix Contact 2019 © - all rights reserved  
<http://www.phoenixcontact.com>

PHOENIX CONTACT GmbH & Co. KG  
Flachsmarktstr. 8  
32825 Blomberg  
Germany  
Tel. +49 5235 300  
Fax +49 5235 3 41200  
<http://www.phoenixcontact.com>