


PCB terminal block - FFKDSA1/V-2,54-18 - 1868063

Please be informed that the data shown in this PDF Document is generated from our Online Catalog. Please find the complete data in the user's documentation. Our General Terms of Use for Downloads are valid (<http://phoenixcontact.com/download>)

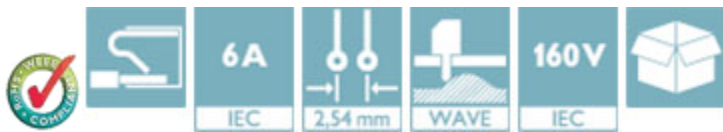


PCB terminal block, Nominal current: 6 A, Nom. voltage: 160 V, Pitch: 2.54 mm, Number of positions: 18, Connection method: Push-in spring connection, Mounting: Wave soldering, Conductor/PCB connection direction: 90 °, Color: green

The illustration shows the 10-position version

Product Features

- Two solder pins for a high level of stability on the PCB
- PCB terminal blocks with front spring-cage connection
- Push-in direct plug-in technology for solid or stranded conductors with ferrules
- When connecting stranded conductors without ferrules, the terminal point is opened using an orange opening lever



Key Commercial Data

Packing unit	1 pc
Minimum order quantity	10 pc
Weight per Piece (excluding packing)	10.0 g
Custom tariff number	85369010
Country of origin	Germany

Technical data

Product type	Printed circuit board terminal
Approval	CSA
	UL Recognized
	cUL Recognized
	EAC
	cULus Recognized
Rated voltage (IEC)	160
Rated current (IEC)	6

PCB terminal block - FFKDSA1/V-2,54-18 - 1868063

Technical data

Mounting type	Wave soldering
Number of positions	18
Pitch	2.54 mm
Levels	single-level
Connection method	Push-in spring connection
Connection cross section	0.5
Conductor connection direction	90 °
Product family	FFKDS(A)/V

Classifications

eCl@ss

eCl@ss 4.0	27141109
eCl@ss 4.1	27141109
eCl@ss 5.0	27141190
eCl@ss 5.1	27141190
eCl@ss 6.0	27261101
eCl@ss 7.0	27440401
eCl@ss 8.0	27440401
eCl@ss 9.0	27440401

ETIM

ETIM 3.0	EC001121
ETIM 4.0	EC002643
ETIM 5.0	EC002643

UNSPSC

UNSPSC 6.01	30211801
UNSPSC 7.0901	39121432
UNSPSC 11	39121432
UNSPSC 12.01	39121432
UNSPSC 13.2	39121432

Approvals

Approvals

Approvals

CSA / UL Recognized / cUL Recognized / EAC / cULus Recognized

PCB terminal block - FFKDSA1/V-2,54-18 - 1868063

Approvals

Ex Approvals

Approvals submitted

Approval details

CSA	
	B
mm ² /AWG/kcmil	20
Nominal current I _N	6 A
Nominal voltage U _N	150 V

UL Recognized	
mm ² /AWG/kcmil	26-20
Nominal current I _N	6 A
Nominal voltage U _N	150 V

cUL Recognized	
mm ² /AWG/kcmil	26-20
Nominal current I _N	6 A
Nominal voltage U _N	150 V

EAC

cULus Recognized

PCB terminal block - FFKDSA1/V-2,54-18 - 1868063

Accessories

Accessories

Labeled terminal marker

Marker card - SK 2,54/2,8:FORTL.ZAHLEN - 0804853



Marker card, Card, white, labeled, Horizontal: Consecutive numbers 1 - 10, 11 - 20, etc. up to 91 - 99, Mounting type: Adhesive, for terminal block width: 2.54 mm, Lettering field: 2.54 x 2.8 mm

Marker pen

Marker pen - B-STIFT - 1051993



Marker pen, for manual labeling of unprinted Zack strips, smear-proof and waterproof, line thickness 0.5 mm

Terminal marking

Marker strip - SK 2,8 WH:REEL - 0805205



Marker strip, Roll, white, unlabeled, can be labeled with: THERMOMARK ROLL, THERMOMARK X, THERMOMARK S1.1, THERMOMARK ROLL X1, Mounting type: Adhesive, Lettering field: continuous x 2.8 mm

Marker card - SK U/2,8 WH:UNBEDRUCKT - 0803883

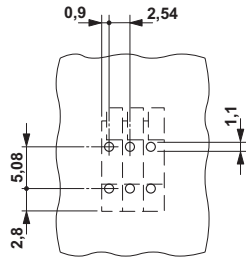


Marker card, Sheet, white, unlabeled, can be labeled with: Plotter, Office printing systems, Mounting type: Adhesive, Lettering field: 186 x 2.8 mm

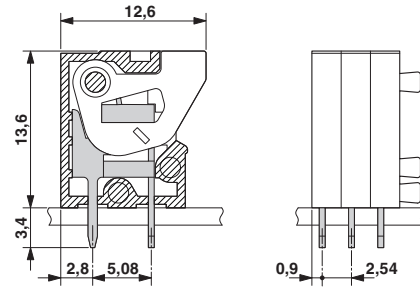
Drawings

PCB terminal block - FFKDSA1/V-2,54-18 - 1868063

Drilling diagram



Dimensional drawing



Mouser Electronics

Authorized Distributor

Click to View Pricing, Inventory, Delivery & Lifecycle Information:

[Phoenix Contact:](#)

[1868063](#)