




CMOS/ 2.5V to 3.3V/ 2.5×2.0mm



RoHS Compliant

Features

- Miniature ceramic package
2.5 (L) × 2.0 (W) × 0.7 (H) mm (Typ.)
- High Stability Output Frequency
±10×10⁻⁶ (-10 to +70°C)
±15×10⁻⁶ (-40 to +85°C)
- CMOS output
- Supply voltage Vcc=2.5V/ 3.3V Compatible
Low Power Supply Consumption
- Wide Operating Voltage Range 2.25 to 3.63V

Applications

- Wi-Fi, Bluetooth* etc.
- * Bluetooth* is a registered trademarks of Bluetooth SIG Inc.

How to Order

KC2520C **40.0000** **C** **2** **□** **E** **00**
① ② ③ ④ ⑤ ⑥ ⑦

- ① Series
- ② Output Frequency
- ③ Output Type (CMOS)
- ④ Supply Voltage (2.5V, 3.3V Compatible)
- ⑤ Frequency Tolerance (See Table 1)
- ⑥ Symmetry/ INH Function (45/ 55%)
- ⑦ Individual Specification (STD Specification is "00")

Packaging (Tape & Reel 2000 pcs./ reel)

Table 1

Freq. Tol. Code	× 10 ⁻⁶	Operating Temperature Range (°C)	Note
Y	±10	-10 to +70	Please contact us for available frequencies.
K	±20	-40 to +85	Standard specifications
L	±15		

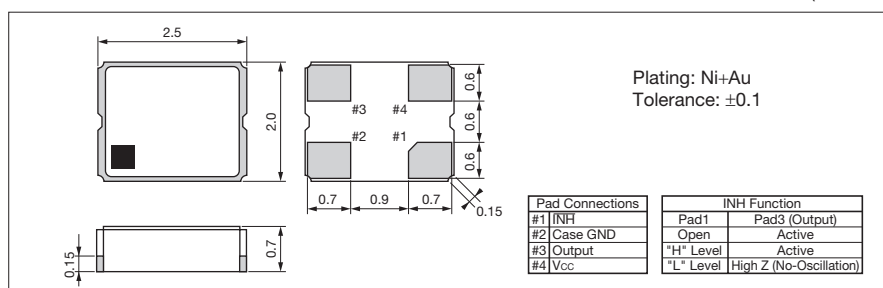
Specifications

Item	Symbol	Conditions	Min.	Max.	Units
Output Frequency Range	fo		1.5	54	MHz
Frequency Tolerance	f _{tol}	Initial tolerance, Operating temperature range, Rated power supply voltage change, Aging (1 year @25°C), Shock and vibration	Temp.: -40 to +85°C Temp.: -40 to +85°C Temp.: -10 to +70°C	-15 +20 +10	×10 ⁻⁶
Storage Temperature Range	T _{stg}		-55	+125	°C
Operating Temperature Range	T _{use}		-10 -40	+70 +85	°C
Max. Supply Voltage	—		-0.3	+4.0	V
Supply Voltage	V _{cc}		+2.25	+3.63	V
Current Consumption	I _{cc}	CL=15pF @2.5V CL=15pF @3.3V	1.5≤fo<24MHz 24≤fo≤40MHz 40<fo≤54MHz 1.5≤fo<24MHz 24≤fo≤40MHz 40<fo≤54MHz	3.0 3.5 4.5 3.5 5.0 6.0	mA
Stand-by Current	I _{std}		—	5	μA
Symmetry	SYM	@50% V _{cc}	45	55	%
Rise/ Fall Time (10% V _{cc} to 90% V _{cc} Maximum Loaded)	T _r /T _f		—	4	ns
Low Level Output Voltage	V _{OL}	I _{OL} =4mA	—	10% V _{cc}	V
High Level Output Voltage	V _{OH}	I _{OH} =-4mA	90% V _{cc}	—	V
CMOS Load	L _{CMOS}	CMOS Output	—	15	pF
Input Voltage Range	V _{IN}		0	V _{cc}	V
Low Level Input Voltage	V _{IL}		—	30% V _{cc}	V
High Level Input Voltage	V _{IH}		70% V _{cc}	—	V
Disable Time	t _{dis}		—	100	ns
Enable Time	t _{ena}		—	5	ms
Start-up Time	t _{str}	@Minimum operating voltage to be 0 sec.	—	10	ms
1 Sigma Jitter	J _{sigma}	Measured with Wavecrest SIA-3000	—	8	ps
Peak to Peak Jitter	J _{PK-PK}		—	80	ps

Note: All electrical characteristics are defined at the maximum load and operating temperature range.
Please contact us for inquiry about operating temperature range, available frequencies and other conditions

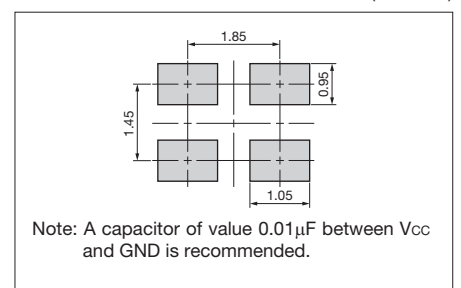
Dimensions

(Unit: mm)



Recommended Land Pattern

(Unit: mm)



Mouser Electronics

Authorized Distributor

Click to View Pricing, Inventory, Delivery & Lifecycle Information:

[Kyocera:](#)

[K30-3C0SE20.0000MR](#) [KC2520C40.0000C2LE00](#) [KC2520C26.0000C2YE00](#) [KC2520C25.0000C2LE00](#)
[KC2520C24.0000C2LE00](#) [KC2520C24.5760C2LEXA](#) [KC2520C49.1520C2LEXA](#) [KC2520C38.4000C2YE00](#)