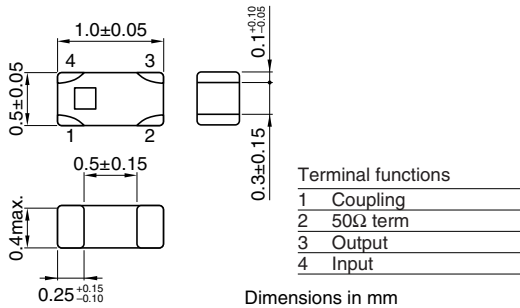


# Multilayer Chip Directional Couplers For GSM850/GSM Tx

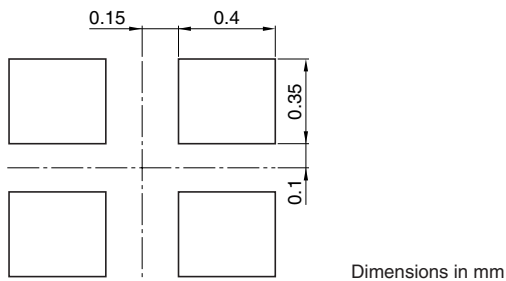
Conformity to RoHS Directive

HHM Series HHM2909C1

## SHAPES AND DIMENSIONS



## RECOMMENDED PC BOARD PATTERNS



## ELECTRICAL CHARACTERISTICS

Frequency range	824 to 849MHz	880 to 915MHz	824 to 830MHz	898 to 925MHz
Coupling factor	19.4±1.0dB	19.4±1.0dB	19.4±1.0dB	19.4±1.0dB
Insertion loss	0.25dB max.*1 0.28dB max.*2	0.25dB max.*1 0.28dB max.*2	0.25dB max.*1 0.28dB max.*2	0.25dB max.*1 0.28dB max.*2
Isolation	32dB min.	32dB min.	32dB min.	32dB min.
VSWR	1.4 max.	1.4 max.	1.4 max.	1.4 max.
Temperature range	Operating	-40 to +85°C	-40 to +85°C	-40 to +85°C
	Storage	-40 to +85°C	-40 to +85°C	-40 to +85°C

\*1 25°C

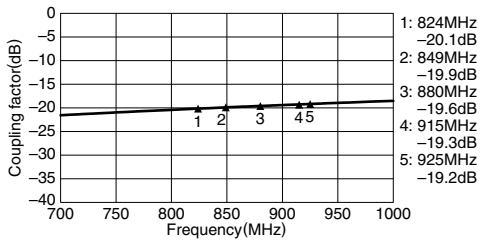
\*2 Operating temperature

• Conformity to RoHS Directive: This means that, in conformity with EU Directive 2002/95/EC, lead, cadmium, mercury, hexavalent chromium, and specific bromine-based flame retardants, PBB and PBDE, have not been used, except for exempted applications.

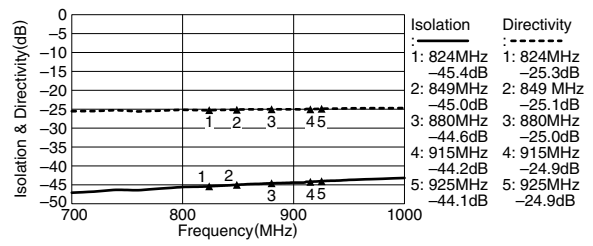
• All specifications are subject to change without notice.

### FREQUENCY CHARACTERISTICS

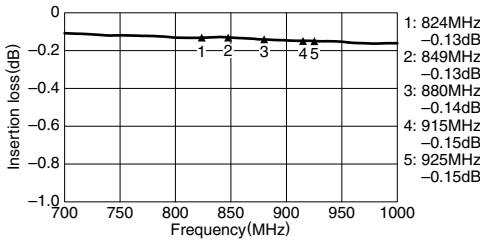
#### COUPLING



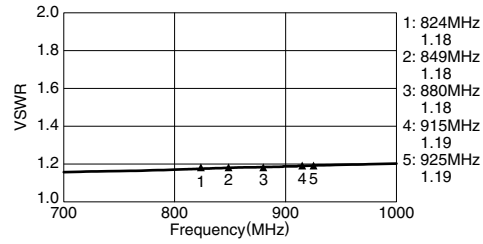
#### ISOLATION



#### INSERTION LOSS



#### VSWR



• All specifications are subject to change without notice.

# Mouser Electronics

Authorized Distributor

Click to View Pricing, Inventory, Delivery & Lifecycle Information:

[TDK:](#)

[HHM2909C1](#)