


ALUMINUM ELECTROLYTIC CAPACITORS

UUA

6mmL Chip Type, Long Life Assurance



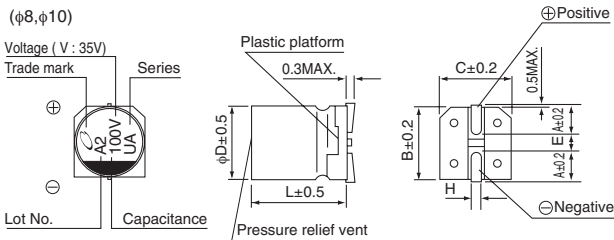
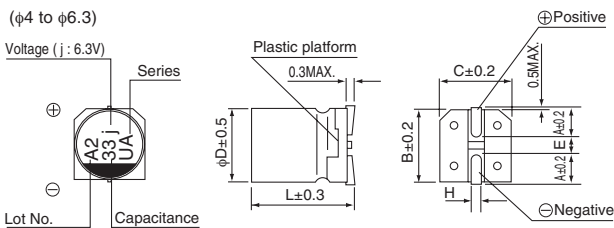
- Chip type with load life of 3000 to 5000 hours at +105°C.
- Designed for surface mounting on high density PC board.
- Compliant to the RoHS directive (2011/65/EU).
- AEC-Q200 compliant. Please contact us for details.



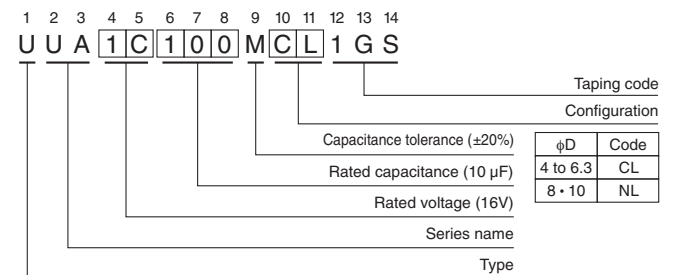
Specifications

Item	Performance Characteristics							
Category Temperature Range	-55 to +105°C							
Rated Voltage Range	6.3 to 50V							
Rated Capacitance Range	1 to 1000μF							
Capacitance Tolerance	±20% at 120Hz, 20°C							
Leakage Current	After 2 minutes' application of rated voltage at 20°C, leakage current is not more than 0.01 CV or 3 (μA), whichever is greater.							
Tangent of loss angle (tan δ)	Measurement frequency : 120Hz at 20°C							
	Rated voltage (V)	6.3	10	16	25	35	50	
Stability at Low Temperature	Measurement frequency : 120Hz							
	Rated voltage (V)	6.3	10	16	25	35	50	
Endurance	Impedance ratio	Z-25°C / Z+20°C	4	3	2	2	2	
	ZT / Z20 (MAX.)	Z-55°C / Z+20°C	10	7	5	3	3	
Shelf Life	The specifications listed at right shall be met when the capacitors are restored to 20°C after the rated voltage is applied for 5000 hours (3000 hours for φD = 4, 5 and 6.3) at 105°C.		Capacitance change					Within ±30% of the initial capacitance value
			tan δ					300% or less than the initial specified value
Resistance to soldering heat	The capacitors are kept on a hot plate for 30 seconds, which is maintained at 250°C. The capacitors shall meet the characteristic requirements listed at right when they are removed from the plate and restored to 20°C.		Leakage current					Less than or equal to the initial specified value
			Capacitance change					Within ±10% of the initial capacitance value
Marking			tan δ					Less than or equal to the initial specified value
			Leakage current					Less than or equal to the initial specified value

Chip Type



Type numbering system (Example : 16V 10μF)



φD × L	(mm)					
A	4 × 5.8	5 × 5.8	6.3 × 5.8	6.3 × 7.7	8 × 10	10 × 10
B	1.8	2.1	2.4	2.4	2.9	3.2
C	4.3	5.3	6.6	6.6	8.3	10.3
E	4.3	5.3	6.6	6.6	8.3	10.3
L	1.0	1.3	2.2	2.2	3.1	4.5
H	5.8	5.8	5.8	7.7	10	10
H	0.5 to 0.8	0.5 to 0.8	0.5 to 0.8	0.5 to 0.8	0.8 to 1.1	0.8 to 1.1

Voltage

V	6.3	10	16	25	35	50
Code	j	A	C	E	V	H

● Dimension table in next page.

UUA

■ Dimensions

Cap.(μF)	V Code	6.3		10		16		25		35		50	
		0J		1A		1C		1E		1V		1H	
1	010											4 × 5.8	8
2.2	2R2											4 × 5.8	12
3.3	3R3											4 × 5.8	17
4.7	4R7									4 × 5.8	16	5 × 5.8	22
10	100					4 × 5.8	18	5 × 5.8	27	5 × 5.8	27	6.3 × 5.8	32
22	220	4 × 5.8	22	5 × 5.8	30	5 × 5.8	30	6.3 × 5.8	44	6.3 × 5.8	44	6.3 × 7.7	58
33	330	5 × 5.8	35	5 × 5.8	35	6.3 × 5.8	48	6.3 × 5.8	50	6.3 × 7.7	57	8 × 10	140
47	470	5 × 5.8	38	6.3 × 5.8	50	6.3 × 5.8	50	6.3 × 7.7	63	8 × 10	92	8 × 10	170
100	101	6.3 × 5.8	69	6.3 × 7.7	81	6.3 × 7.7	81	8 × 10	116	10 × 10	151	10 × 10	310
220	221	6.3 × 7.7	120	8 × 10	141	10 × 10	216	10 × 10	320	10 × 10	375		
330	331	8 × 10	290	10 × 10	290	10 × 10	290	10 × 10	450				
470	471	10 × 10	320	10 × 10	320	10 × 10	320						
1000	102	10 × 10	410										

Rated ripple current (mArms) at 105°C 120Hz

● Frequency coefficient of rated ripple current

Frequency	50 Hz	120 Hz	300 Hz	1 kHz	10 kHz or more
Coefficient	0.70	1.00	1.17	1.36	1.50

- Taping specifications are given in page 23.
- Recommended land size, soldering by reflow are given in page 18, 19.
- Please refer to page 3 for the minimum order quantity.

Mouser Electronics

Authorized Distributor

Click to View Pricing, Inventory, Delivery & Lifecycle Information:

Nichicon:

[UUA1H470MNL1GS](#) [UUA1C101MCL1GS](#) [UUA1C470MCL1GS](#) [UUA1H101MNL1GS](#) [UUA1V220MCL1GS](#)
[UUA1V330MCL1GS](#) [UUA1E101MNL1GS](#) [UUA0J101MCL1GS](#) [UUA0J102MNL1GS](#) [UUA0J220MCL1GS](#)
[UUA0J221MCL1GS](#) [UUA0J330MCL1GS](#) [UUA0J331MNL1GS](#) [UUA0J470MCL1GS](#) [UUA0J471MNL1GS](#)
[UUA1A101MCL1GS](#) [UUA1A220MCL1GS](#) [UUA1A221MNL1GS](#) [UUA1A330MCL1GS](#) [UUA1A331MNL1GS](#)
[UUA1A470MCL1GS](#) [UUA1A471MNL1GS](#) [UUA1C100MCL1GS](#) [UUA1C220MCL1GS](#) [UUA1C221MNL1GS](#)
[UUA1C330MCL1GS](#) [UUA1C331MNL1GS](#) [UUA1C471MNL1GS](#) [UUA1E100MCL1GS](#) [UUA1E220MCL1GS](#)
[UUA1E221MNL1GS](#) [UUA1E330MCL1GS](#) [UUA1E470MCL1GS](#) [UUA1H010MCL1GS](#) [UUA1H0R1MCL1GS](#)
[UUA1H100MCL1GS](#) [UUA1H220MCL1GS](#) [UUA1H2R2MCL1GS](#) [UUA1H330MNL1GS](#) [UUA1H3R3MCL1GS](#)
[UUA1H4R7MCL1GS](#) [UUA1HR22MCL1GS](#) [UUA1HR33MCL1GS](#) [UUA1HR47MCL1GS](#) [UUA1V100MCL1GS](#)
[UUA1V101MNL1GS](#) [UUA1V470MNL1GS](#) [UUA1V221MNL1GS](#) [UUA1E331MNL1GS](#) [ULV2W7R5MNL1GS](#)