

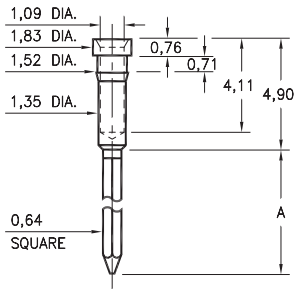
MALE PCB PINS

WRAPOST TERMINALS

1030 → 1032

103X-X-05-XX-00-00-01-0

Press-fit in 1,45 mounting hole

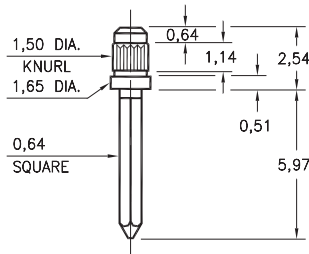


Basic Part Number	# of Wraps	Length A
1032-1	1	6,60
1031-2	2	9,14
1030-3	3	12,7

1216

1216-0-05-XX-00-00-01-0

Press-fit in 1,42 mounting hole

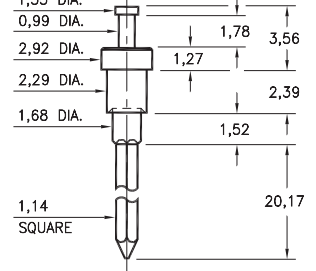


1095

1095-0-05-XX-00-00-01-0

Swage mount in 2,39 hole

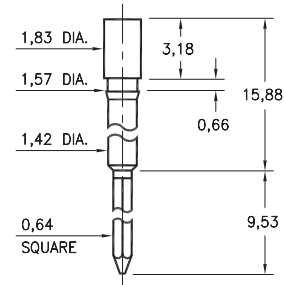
For a 1,57 thick board



1214

1214-0-05-XX-00-00-01-0

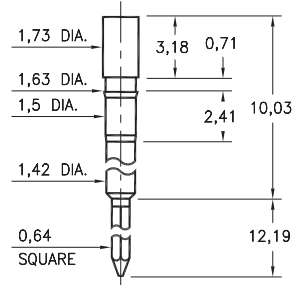
Press-fit in 1,50 mounting hole



1212

1212-0-05-XX-00-00-01-0

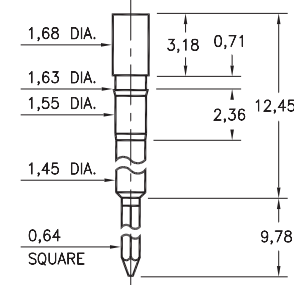
Press-fit in 1,55 mounting hole



1213

1213-0-05-XX-00-00-01-0

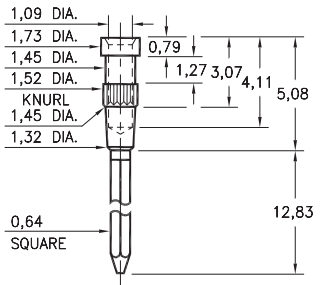
Press-fit in 1,55 mounting hole



0318

0318-3-05-XX-00-00-01-0

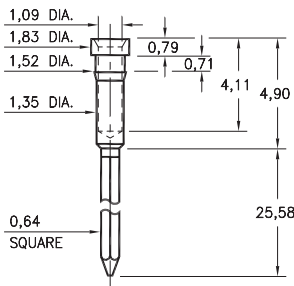
Press-fit in 1,45 mounting hole



1302

1302-0-05-XX-00-00-01-0

Press-fit in 1,45 mounting hole

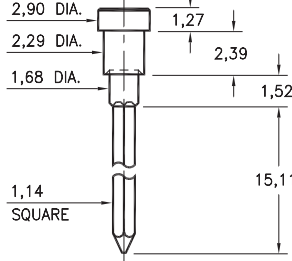


1097

1097-0-05-XX-00-00-01-0

Swage mount in 2,39 hole

For a 1,57 thick board



SPECIFICATIONS:

Pin Material: Brass Alloy 360, 1/2 Hard
(Except swage pins which are annealed)

Dimensions: Millimeters

Tolerances On: Lengths: $\pm 0,13$
Diameters: $\pm 0,051$
Angles: $\pm 2^\circ$



ORDER CODE: XXXX - X - 05 - XX - 00 - 00 - 01 - 0

BASIC PART #

SPECIFY PIN FINISH:

- 01 5,08µm TIN/LEAD OVER NICKEL
- ◆ 80 5,08µm TIN OVER NICKEL (RoHS)
- ◆ 15 0,25µm GOLD OVER NICKEL (RoHS)
- ◆ 21 0,51µm GOLD OVER NICKEL (RoHS)



Mouser Electronics

Authorized Distributor

Click to View Pricing, Inventory, Delivery & Lifecycle Information:

[Mill-Max:](#)

[1097-0-05-21-00-00-01-0](#) [1216-0-05-15-00-00-01-0](#)