




# Series 526 Lo-PRO<sup>®</sup> file Zero-Insertion-Force Socket

## FEATURES

- Choice of 24-, 28-, or 40-pin Count Devices Inserted without Bending or Damaging Device Legs
- Insert and Remove Components from Socket without Force
- Metal Cam provides Strong, Smooth Action as it moves to a Positive Stop, Compressing the Double-sided Contacts, Ensuring Gas-tight Seal
- Test Point Openings Reach All Pins

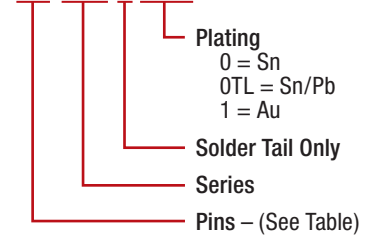


## GENERAL SPECIFICATIONS

- **PLASTIC BODY:** Black UL 94V-0 Glass-filled 4/6 Nylon
- **CONTACTS:** Spring-tempered BeCu 172
- **CONTACT PLATING:** 200 $\mu$  [5.08 $\mu$ ] min. matte Sn per ASTM B545-97(2004) over 50 $\mu$  [1.27 $\mu$ ] min. Ni per SAE AMS-QQ-N-290 –OR– 200 $\mu$  [5.08 $\mu$ ] min. 90/10 Sn/Pb per MIL-T-10727 over 50 $\mu$  [1.27 $\mu$ ] min. Ni per SAE AMS-QQ-N-290 –OR– 10 $\mu$  [0.25 $\mu$ ] min. Au per MIL-G-45204 over 50 $\mu$  [1.27 $\mu$ ] min. Ni per SAE AMS-QQ-N-290 – consult factory for availability
- **CAM:** lightweight, strong, and rigid cast Zn
- **OPERATING TEMPERATURE:** -67°F to 221°F [-55°C to 105°C] for Sn & Sn/Pb plating; -67°F to 257°F [-55°C to 125°C] for Au plating
- **CONTACT CURRENT RATING:** 2 amps
- **CONTACT RESISTANCE:** 10 M $\Omega$  max.
- **BREAKDOWN VOLTAGE:** 1000VAC min.
- **AVERAGE RETENTION FORCE (when closed):** 110g/Pb, based on 0.010 [0.25] dia. test lead
- **ACCEPTS LEADS:** 0.008-0.014 [0.20-0.36] thick leads, 0.075-0.200 [1.91-5.08] long

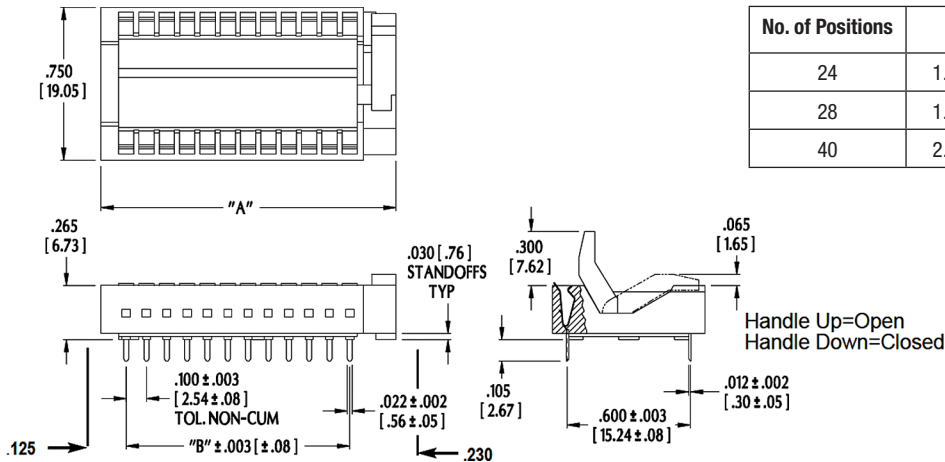
## ORDERING INFORMATION

**XX-526-1 XXX**



## MOUNTING CONSIDERATIONS

- **SUGGESTED PCB HOLE SIZE:** 0.035  $\pm$  0.002 [0.89  $\pm$  0.05] dia.



No. of Positions	Dim. "A"	Dim. "B"
24	1.450 [36.83]	1.100 [27.94]
28	1.650 [41.90]	1.300 [33.02]
40	2.250 [57.15]	1.900 [48.26]

ALL DIMENSIONS: INCHES [MILLIMETERS]  
 ALL TOLERANCES:  $\pm$ 0.005 [0.13] UNLESS OTHERWISE SPECIFIED  
 FOR SERIES 516 STANDARD ZIF SOCKET, SEE DATA SHEET 10017  
 CONSULT FACTORY FOR OTHER SIZES AND CONFIGURATIONS

CUSTOMIZATION: ARIES SPECIALIZES IN CUSTOM DESIGN AND PRODUCTION.  
 SPECIAL MATERIALS, PLATINGS, SIZES, AND CONFIGURATIONS CAN BE  
 FURNISHED, DEPENDING ON QUANTITY.

ARIES RESERVES THE RIGHT TO CHANGE PRODUCT GENERAL SPECIFICATIONS  
 WITHOUT NOTICE

PRINTOUTS OF THIS DOCUMENT MAY BE OUT-OF-DATE AND SHOULD BE  
 CONSIDERED UNCONTROLLED



**ARIES**<sup>®</sup>  
ELECTRONICS, INC.

2609 Bartram Road • Bristol, PA 19007-6810 USA  
 TEL 215-781-9956 • FAX 215-781-9845  
 WWW.ARIESELEC.COM • INFO@ARIESELEC.COM



10018  
 Rev. 2.2  
 1 of 1