THIS DRAWING IS UNPUBLISHED. RELEASED FOR PUBLICATION 20
© COPYRIGHT 20 BY TYCO ELECTRONICS CORPORATION. ALL RIGHTS RESERVED.

PART NUMBER	REV	FIRST USED	POWER UNIT	FEED TYPE	DESCRIPTION
1852794-1	A	122500-1	LEADMAKER	POST FEED	CUTS CARRIER
1852794-2	A	565435-5	BENCH MODEL K	PRE FEED	CUTS CARRIER
1852794-3	A	354500-1	BENCH MODEL G	PRE FEED	CUTS CARRIER
1852794-6	A	122500-1	LEADMAKER	POST FEED	CONTINUOUS CARRIER
7-1852794-7	A	-	-	-	SPARE PARTS

LOC	DIST
A	66

REVISIONS

P	LTR	DESCRIPTION	DATE	DWN	APVD
	A	RELEASED	04FEB2009	RK	TE

1. RECOMMENDED SPARE PARTS
2. GREASE LIGHTLY
3. GUARD MUST BE IN PLACE WHEN OPERATING APPLICATOR IN A BENCH MACHINE

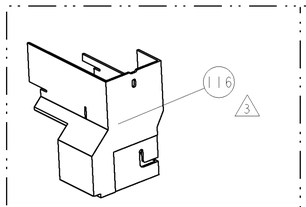

AMP-O-LECTRIC TERM GUARD

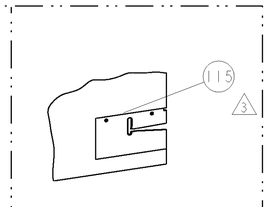

G TERMINATOR GUARD

TERMINAL NAME: FASTON

TE PN	ARKLES
1949851	3500H 109A-2
-	-
-	-
-	-
-	-
-	-
-	-
-	-
-	-
-	-
-	-
WIRE STRIP LENGTH 3.55-3.93	TERM APPL SPEC TE

ARKLES TERMINAL - TE CRIMP SPECS

PAD LTR	CRIMP HEIGHT	WIRE SIZE
A	2.03mm+.05/-.05[.080+.002/-.002]	12AWG or 3mm2
B	1.81mm+.05/-.05[.071+.002/-.002]	14AWG or 2mm2
C	1.61mm+.05/-.05[.063+.002/-.002]	16AWG or 1.25mm2
D	1.50mm+.05/-.05[.059+.002/-.002]	18AWG or 0.85mm2

CRIMP	SIZE	TYPE	RANGE
WIRE	3.05mm [.120]	F	12-18 AWG or 0.85-3mm2
INSUL	-	-	-

FEED	APPLICATOR INSTRUCTIONS	SET UP GAGE
11.25	408-8040	458637-1

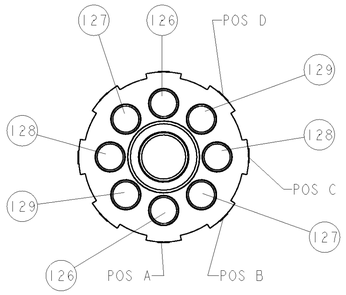

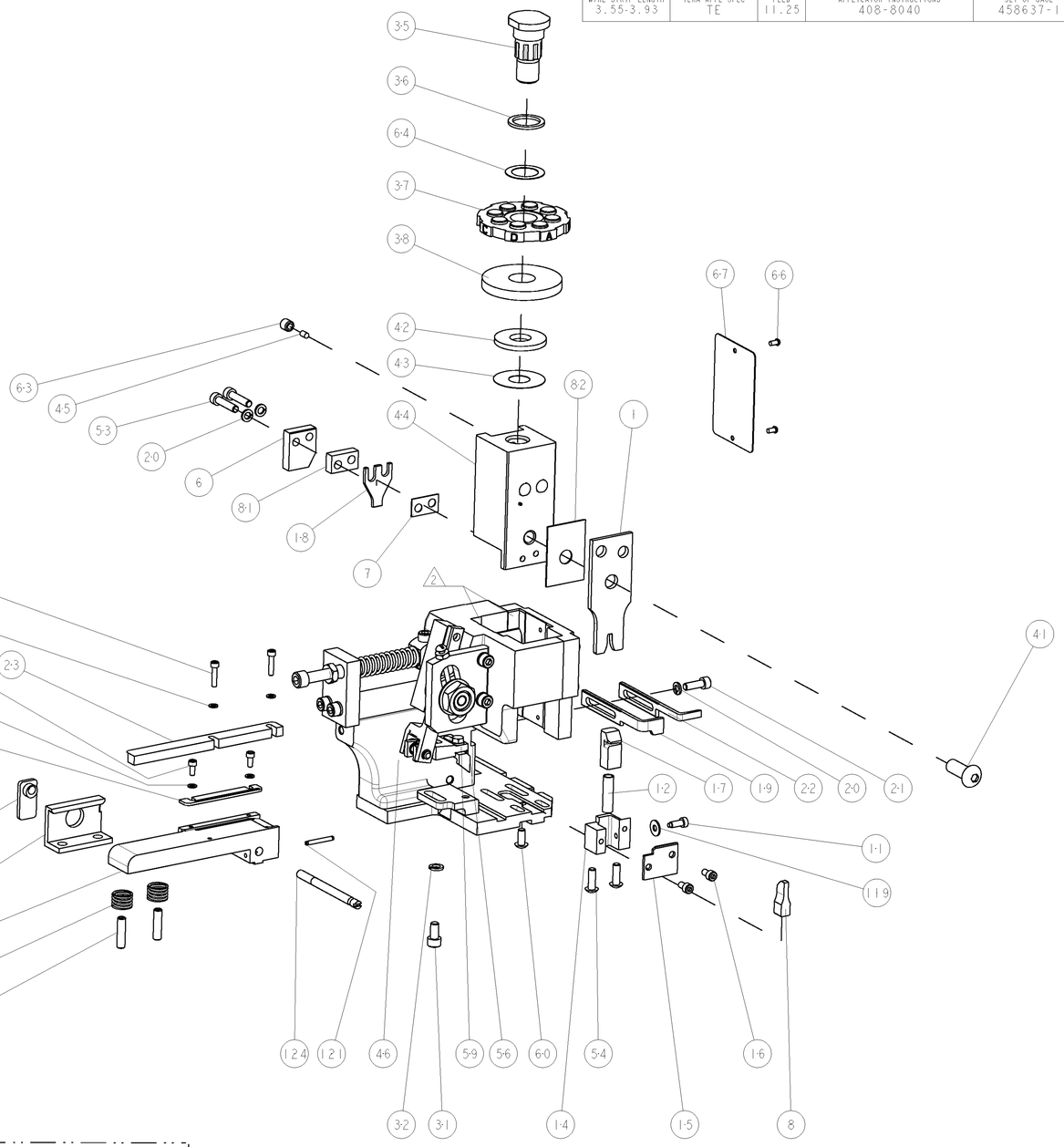

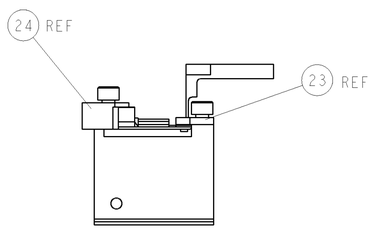

FEED TRACK POSITION GUIDE BY WIRE BARREL

-	2	2	2	2	-	1-354779-9	PIN, WIRE DISC, .3085	129
-	2	2	2	2	-	1-354779-1	PIN, WIRE DISC, .3045	128
-	2	2	2	2	-	9-354778-2	PIN, WIRE DISC, .2955	127
-	2	2	2	2	-	7-354778-5	PIN, WIRE DISC, .2870	126
-	1	1	1	1	-	690432-6	ADJUSTMENT SCREW	124
-	1	1	1	1	-	4-21028-0	PIN, SLOTTED SPRING .094 X .750	121
-	1	1	1	1	-	21055-5	WASHER, FLAT, REG NO 6	119
3 -	-	-	REF	-	..	455749-1	GUARD WINDOW	116
3 -	-	REF	-	-	..	679532-1	INSERT, GUARD	115
-	-	-	4	-	-	21024-2	WASHER, SPRG LOCK, REG NO 4	114
-	42.0	42.0	21.0	42.0	-	22353-8	SCR, SHLD, SLOT HD, 3/16 DIA	100
-	2	2	2	2	-	1-22284-0	SPRING, COMPRESSION	99
-	1	1	1	1	-	1-21002-7	SCR, BTN SKT HD CAP 6-32 X .375	91
-	2	2	2	2	-	1-21000-5	SCR, SKT HD CAP 4-40 X .500	85
-	1	1	1	1	-	455888-6	SPACER, CRIMPER	82
-	1	1	1	1	-	1-240641-4	SPACER	81
-	1	1	1	1	-	4088040	SF APPL INST 408-8040	72
-	1	1	1	1	-	217238-1	GENERAL INSTRUCTION PKG	71
-	1	1	1	1	-	461264-1	PLATE, IDENTIFICATION	67
-	2	2	2	2	-	21017-2	SCREW, DRIVE	66
-	1	1	1	1	-	986950-1	WASHER, FLAT PRECISION	64
-	1	1	1	1	-	21009-2	SCR, SET, SELF LOCKING 1/4-20 X .250	63
-	1	1	1	1	-	22733-8	SCR, BHSC, SELF-LOCKING, 8-32 X .375	60
-	1	1	1	1	-	2-22603-1	SCREW, MACH, HEX HD, 8-32 x .375	59
-	1	1	1	1	-	4-694433-8	FEED PAWL	56
-	2	2	2	2	-	2-21002-2	SCR, BTN SKT HD CAP 8-32 X .500	54
-	2	2	2	2	-	2-21000-9	SCR, SKT HD CAP 8-32 X .750	53
-	-	1	-	-	..	690602-6	CAM, PRE FEED, 1 5/8	49
-	-	-	1	-	..	690602-5	CAM, PRE FEED, 1 1/8	48
-	1	-	-	1	-	690501-4	CAM, POST-FEED 1 5/8	47
-	1	1	1	1	-	459456-1	APPL. BASIC SUB ASSY (SIDE WISE MQCA)	46
-	1	1	1	1	-	690191-1	PLUG,NYLON	45
-	1	1	1	1	-	455673-1	RAM, SIDE FEED	44
-	1	1	1	1	-	690125-1	SHIM SUB-ASSY	43
-	1	1	1	1	-	690124-1	WASHER, RAM (.115)	42
-	1	1	1	1	-	7-21002-8	SCR, BTN SKT HD CAP 5/16-24 X .875	41
-	1	1	1	1	-	690223-2	SPACER, INS.	38
-	1	1	1	1	-	354777-1	WIRE DISC, ASSEMBLY	37
-	1	1	1	1	-	22480-5	SPRING, COMPRESSION	36
-	1	1	1	1	-	690212-1	POST, RAM	35
-	2	2	2	2	-	1-21000-3	SCR, SKT HD CAP 4-40 X .250	33
-	1	1	1	1	-	21024-5	WASHER, SPRG LOCK, REG NO 10	32
-	1	1	1	1	-	3-21000-4	SCR, SKT HD CAP 10-32 X .375	31
-	1	1	1	1	-	844048-8	PLATE, REAR STRIP GUIDE	29
-	2	2	2	2	-	5-21006-6	SCR, SET, CUP POINT 10-32 X .750	27
-	1	1	1	1	-	356835-1	LEVER, DRAG RELEASE	26
-	1	1	1	1	-	240792-1	DRAG, TERMINAL	25
-	1	1	1	1	-	690438-1	FRONT STRIP GUIDE	24
-	1	1	1	1	-	1-189124-8	GUIDE, FRONT STRIP	23
-	1	-	-	1	-	690472-2	STRIPPER	22
-	1	1	1	1	-	2-21000-7	SCR, SKT HD CAP 8-32 X .500	21
-	4	4	4	4	-	21024-4	WASHER, SPRG LOCK, REG NO 8	20
-	-	1	1	-	-	691353-1	STRIPPER	19
-	1	1	1	1	-	690518-1	HOLD DOWN, TERMINAL	18
1 -	1	1	1	1	-	690463-1	FLOATING SHEAR, REAR	17
-	2	2	2	2	-	1-21000-8	SCR, SKT HD CAP 6-32 X .250	16
1 -	1	1	1	1	-	690464-4	SHEAR PLATE, REAR	15
1 -	-	1	1	1	-	690462-1	SHEAR HOLDER, REAR	14
-	1	-	-	-	..	-	-	13
-	1	1	1	1	-	3-22280-3	SPRING, COMPRESSION	12
-	1	1	1	1	-	690461-1	STOP, SHEAR	11
-	-	-	-	-	..	-	-	10
-	-	-	-	-	..	-	-	9
1 -	1	1	1	1	-	2-1633665-4	ANVIL, COMBINATION	8
-	1	1	1	1	-	2-240641-1	SPACER	7
-	1	1	1	1	-	690468-1	DEPRESSOR SHEAR, REAR	6
-	-	-	-	-	..	-	-	5
-	-	-	-	-	..	-	-	4
-	-	-	-	-	..	-	-	3
-	-	-	-	-	..	-	-	2
1 -	1	1	1	1	-	456409-1	CRIMPER, WIRE .120 "F" PREMIUM	1
-77	-6	-3	-2	-1	U/M	PART NO	DESCRIPTION	ITEM NO

POST-FEED 1 5/8 STROKE

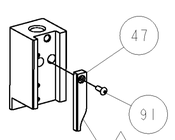

-1 & -6

PRE-FEED 1 1/8 STROKE

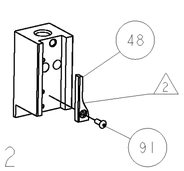

-2

PRE-FEED 1 5/8 STROKE

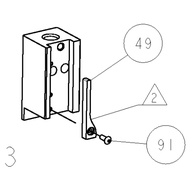

-3

THIS DRAWING IS A CONTROLLED DOCUMENT FOR TYCO ELECTRONICS CORPORATION. IT IS SUBJECT TO CHANGE AND THE CONTROLLING ENGINEERING ORGANIZATION SHOULD BE CONTACTED FOR THE LATEST REVISION.

DWN	B.HIGMAN	21DEC2008
CHK	T.ELBIN	04FEB2009
APVD	N.DEMING	04FEB2009

DIMENSIONS: INCHES

TOLERANCES UNLESS OTHERWISE SPECIFIED:
0 PLC ±-
1 PLC ±0.1
2 PLC ±0.01
3 PLC ±0.001
4 PLC ±0.0001
ANGLES ±-

MATERIAL - -

FINISH - -

PRODUCT SPEC -

APPLICATION SPEC -

WEIGHT -

Tyco Electronics
Tyco Electronics
Harrisburg, PA 17105-3608

NAME SIDE FEED HDM APPLICATOR - -

SIZE	CAGE CODE	DRAWING NO	RESTRICTED TO
A1	00779	C-1852794	-

CUSTOMER DRAWING SCALE 3:5 SHEET 1 OF 1 REV A

CUSTOMER VIEWABLE ASSEMBLY

Mouser Electronics

Authorized Distributor

Click to View Pricing, Inventory, Delivery & Lifecycle Information:

TE Connectivity:

1852794-1