

## Hybrid motor starter - ELR H5-SC- 24DC/500AC-9 - 2900538

Please be informed that the data shown in this PDF Document is generated from our Online Catalog. Please find the complete data in the user's documentation. Our General Terms of Use for Downloads are valid (<http://phoenixcontact.com/download>)




Hybrid motor starter for reversing 3~ AC motors up to 500 V AC and 9 A output current, with 24 V DC control voltage, and screw connection.

### Your advantages

- 22.5 mm wide
- Reduction in wiring
- Space saving
- Long service life
- 3-phase loop bridges
- Low-wear switching



### Key Commercial Data

Packing unit	1 pc
GTIN	 4 046356 526104
GTIN	4046356526104

### Technical data

#### Dimensions

Width	22.5 mm
Height	106.6 mm
Depth	113.7 mm

#### Ambient conditions

Ambient temperature (operation)	-25 °C ... 70 °C (observe derating)
Ambient temperature (storage/transport)	-40 °C ... 80 °C
Degree of protection	IP20
	IP20

#### Device supply

Rated control circuit supply voltage $U_s$	24 V DC
--	---------

# Hybrid motor starter - ELR H5-SC- 24DC/500AC-9 - 2900538

## Technical data

### Device supply

Control supply voltage range	19.2 V DC ... 30 V DC
Rated control supply current I <sub>s</sub>	40 mA
Type of protection	Surge protection
	Reverse polarity protection

### Input data

Input name	Control input right/left
Rated actuating voltage U <sub>c</sub>	24 V DC
Triggering voltage range	19.2 V DC ... 30 V DC
Rated actuating current I <sub>c</sub>	5 mA (Input type 1)
Switching threshold	9.6 V ("0" signal)
	19.2 V ("1" signal)
Typical turn-off time	< 30 ms
Type of protection	Reverse polarity protection

### Output data load output

Output name	AC output
Rated operating voltage U <sub>e</sub>	500 V AC
Operating voltage range	42 V AC ... 550 V AC
Rated operating current I <sub>e</sub>	9 A (AC-51)
	6.5 A (AC-53a)
Mains frequency	50/60 Hz
Load current range	0 A ... 9 A (see to derating)
Trigger characteristic in acc. with IEC 60947-4-2	-
Leakage current	0 mA
Type of protection	Surge protection

### General

Switching frequency	≤ 2 Hz (Load-dependent)
Mounting position	vertical (horizontal DIN rail, motor output below)
Mounting type	DIN rail mounting
Assembly instructions	alignable, for spacing see derating
Operating mode	100% operating factor
Maximum power dissipation	14.6 W
Minimum power dissipation	1.1 W
Operating voltage display	Green LED
Status display	Yellow LED

### Connection data

Connection name	Control circuits
Connection method	Screw connection
Stripping length	8 mm
Screw thread	M3

# Hybrid motor starter - ELR H5-SC- 24DC/500AC-9 - 2900538

## Technical data

### Connection data

Conductor cross section solid	0.2 mm <sup>2</sup> ... 2.5 mm <sup>2</sup>
Conductor cross section flexible	0.2 mm <sup>2</sup> ... 2.5 mm <sup>2</sup>
Conductor cross section AWG	24 ... 14
Torque	0.5 Nm ... 0.6 Nm

### Connection data 2

Connection name	Load circuit
Connection method	Screw connection
Stripping length	8 mm
Screw thread	M3
Conductor cross section solid	0.2 mm <sup>2</sup> ... 2.5 mm <sup>2</sup>
Conductor cross section flexible	0.2 mm <sup>2</sup> ... 2.5 mm <sup>2</sup>
Conductor cross section AWG	24 ... 14
Torque	0.5 Nm ... 0.6 Nm

### UL data

SCCR	100 kA (500 V AC (fuse: 30 A class CC/30 A class J (high fault)))
	5 kA (500 V AC (fuse: 20 A RK5 (standard fault)))
FLA	6.5 A (500 V AC)
Group installation	20 A (class RK5, SCCR 5kA, #24 - 14 AWG max. solid and stranded)
	30 A (class CC or J, SCCR 100kA, #24 - 14 AWG max, solid and stranded)
Category code	NLDX / NRNT

### Insulation characteristics

Rated insulation voltage	500 V
Rated surge voltage	6 kV
Overvoltage category	III
Degree of pollution	2
Designation	Insulation characteristics between the control input and control supply voltage, and auxiliary circuit to the main circuit
Insulation	Safe isolation (IEC 60947-1/EN 50178) at operating voltage ≤ 300 V AC
	Basic isolation (IEC 60947-1) at operating voltage 300 ... 500 V AC
	Safe isolation (EN 50178) at operating voltage 300 ... 500 V AC
Designation	Isolation characteristics between the control input and control supply voltage to auxiliary circuit
Insulation	Safe isolation (IEC 60947-1) in the auxiliary circuit ≤ 300 V AC
	Safe isolation (EN 50178) in the auxiliary circuit ≤ 300 V AC

### Standards and Regulations

Designation	Standards/regulations
Standards/regulations	IEC 60947-1
	IEC 60947-4-2
	IEC 61508

# Hybrid motor starter - ELR H5-SC- 24DC/500AC-9 - 2900538

## Technical data

### Standards and Regulations

	ISO 13849
--	-----------

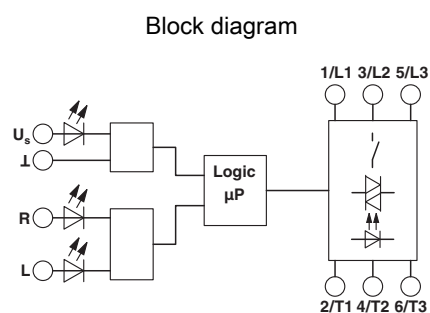
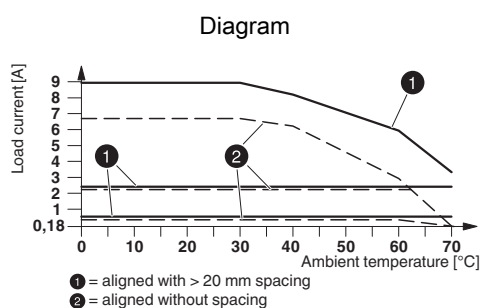
### Approvals/conformities

UL certificate	NLDX.E228652
----------------	--------------

### Environmental Product Compliance

China RoHS	Environmentally Friendly Use Period = 50
	For details about hazardous substances go to tab "Downloads", Category "Manufacturer's declaration"

## Drawings



### Derating diagram

Phoenix Contact 2019 © - all rights reserved  
<http://www.phoenixcontact.com>

PHOENIX CONTACT GmbH & Co. KG  
 Flachsmarktstr. 8  
 32825 Blomberg  
 Germany  
 Tel. +49 5235 300  
 Fax +49 5235 3 41200  
<http://www.phoenixcontact.com>