


**URZ** Compact & Low-Profile Sized,  
Wide Temperature Range



- Wide temperature range and same size as URS.
- Compliant to the RoHS directive (2011/65/EU, (EU)2015/863).

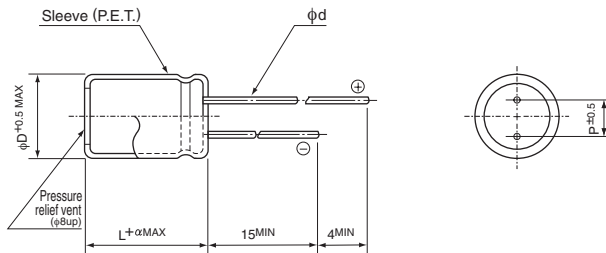
**URZ**



## Specifications

Item	Performance Characteristics																																						
Category Temperature Range	-55 to +105°C (6.3 to 100V) , -40 to +105°C (160 to 400V)																																						
Rated Voltage Range	6.3 to 400V																																						
Rated Capacitance Range	1 to 10000µF																																						
Capacitance Tolerance	±20% at 120Hz, 20°C																																						
Leakage Current	<table border="1"> <tr> <th>Rated voltage (V)</th> <th>6.3 to 100</th> <th>160 to 400</th> </tr> <tr> <td></td> <td>After 1 minute's application of rated voltage at 20°C, leakage current is not more than 0.03CV or 4 (µA), whichever is greater. After 2 minutes' application of rated voltage at 20°C, leakage current is not more than 0.01CV or 3 (µA), whichever is greater.</td> <td>After 1 minute's application of rated voltage at 20°C, I = 0.04CV+100 (µA) or less</td> </tr> </table>	Rated voltage (V)	6.3 to 100	160 to 400		After 1 minute's application of rated voltage at 20°C, leakage current is not more than 0.03CV or 4 (µA), whichever is greater. After 2 minutes' application of rated voltage at 20°C, leakage current is not more than 0.01CV or 3 (µA), whichever is greater.	After 1 minute's application of rated voltage at 20°C, I = 0.04CV+100 (µA) or less																																
	Rated voltage (V)	6.3 to 100	160 to 400																																				
	After 1 minute's application of rated voltage at 20°C, leakage current is not more than 0.03CV or 4 (µA), whichever is greater. After 2 minutes' application of rated voltage at 20°C, leakage current is not more than 0.01CV or 3 (µA), whichever is greater.	After 1 minute's application of rated voltage at 20°C, I = 0.04CV+100 (µA) or less																																					
Tangent of loss angle (tan δ)	For capacitance of more than 1000µF, add 0.02 for every increase of 1000µF. Measurement frequency : 120Hz at 20°C <table border="1"> <tr> <th>Rated voltage (V)</th> <th>6.3</th> <th>10</th> <th>16</th> <th>25</th> <th>35</th> <th>50</th> <th>63</th> <th>100</th> <th>160</th> <th>200</th> <th>250</th> <th>400</th> </tr> <tr> <td>tan δ (MAX.)</td> <td>0.28</td> <td>0.24</td> <td>0.20</td> <td>0.16</td> <td>0.14</td> <td>0.12</td> <td>0.10</td> <td>0.08</td> <td>0.20</td> <td>0.20</td> <td>0.20</td> <td>0.25</td> </tr> </table>	Rated voltage (V)	6.3	10	16	25	35	50	63	100	160	200	250	400	tan δ (MAX.)	0.28	0.24	0.20	0.16	0.14	0.12	0.10	0.08	0.20	0.20	0.20	0.25												
Rated voltage (V)	6.3	10	16	25	35	50	63	100	160	200	250	400																											
tan δ (MAX.)	0.28	0.24	0.20	0.16	0.14	0.12	0.10	0.08	0.20	0.20	0.20	0.25																											
Stability at Low Temperature	Measurement frequency : 120Hz <table border="1"> <tr> <th>Rated voltage (V)</th> <th>6.3</th> <th>10</th> <th>16</th> <th>25</th> <th>35</th> <th>50</th> <th>63</th> <th>100</th> <th>160</th> <th>200</th> <th>250</th> <th>400</th> </tr> <tr> <td rowspan="2">Impedance ratio (MAX.)</td> <td>Z-25°C / Z+20°C</td> <td>5</td> <td>4</td> <td>3</td> <td>2</td> <td>2</td> <td>2</td> <td>2</td> <td>2</td> <td>3</td> <td>3</td> <td>6</td> </tr> <tr> <td>Z-40°C / Z+20°C</td> <td>10</td> <td>8</td> <td>6</td> <td>4</td> <td>3</td> <td>3</td> <td>3</td> <td>3</td> <td>4</td> <td>4</td> <td>10</td> </tr> </table>	Rated voltage (V)	6.3	10	16	25	35	50	63	100	160	200	250	400	Impedance ratio (MAX.)	Z-25°C / Z+20°C	5	4	3	2	2	2	2	2	3	3	6	Z-40°C / Z+20°C	10	8	6	4	3	3	3	3	4	4	10
Rated voltage (V)	6.3	10	16	25	35	50	63	100	160	200	250	400																											
Impedance ratio (MAX.)	Z-25°C / Z+20°C	5	4	3	2	2	2	2	2	3	3	6																											
	Z-40°C / Z+20°C	10	8	6	4	3	3	3	3	4	4	10																											
Endurance	The specifications listed at right shall be met when the capacitors are restored to 20°C after the rated voltage is applied for 1000 hours at 105°C. <table border="1"> <tr> <td>Capacitance change</td> <td>Within ±20% of the initial capacitance value</td> </tr> <tr> <td>tan δ</td> <td>200% or less than the initial specified value</td> </tr> <tr> <td>Leakage current</td> <td>Less than or equal to the initial specified value</td> </tr> </table>	Capacitance change	Within ±20% of the initial capacitance value	tan δ	200% or less than the initial specified value	Leakage current	Less than or equal to the initial specified value																																
Capacitance change	Within ±20% of the initial capacitance value																																						
tan δ	200% or less than the initial specified value																																						
Leakage current	Less than or equal to the initial specified value																																						
Shelf Life	After storing the capacitors under no load at 105°C for 1000 hours and then performing voltage treatment based on JIS C 5101-4 clause 4.1 at 20°C, they shall meet the specified values for the endurance characteristics listed above.																																						
Marking	Printed with white color letter on black sleeve.																																						

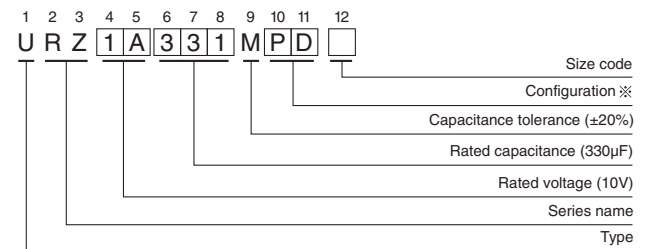
## Radial Lead Type



α	(φD < 20)		(φD ≥ 20)		(mm)										
	1.5	2.0	2.0	2.5	φD	P	φd	5	6.3	8	10	12.5	16	18	20
			2.0	2.5	2.0	2.5	0.5	0.5	0.6	0.6	0.6	0.6	0.8	0.8	1.0

● Please refer to page 20 about the end seal configuration.

## Type numbering system (Example : 10V 330µF)



※ Configuration

φ D	Pb-free leadwire Pb-free PET sleeve
5 - 6.3	DD
8 - 10	PD
12.5 to 18	HD
20	RD

Please refer to page 20, 21, 22 about the formed or taped product spec.  
Please refer to page 4 for the minimum order quantity.

● Dimension table in next page.

## URZ

### ■ Dimensions

V		6.3		10		16		25		35		50	
Cap.(μF)	Code	0J		1A		1C		1E		1V		1H	
2.2	2R2											5 × 9	18
3.3	3R3											5 × 9	25
4.7	4R7							5 × 9	20	5 × 9	25	5 × 9	30
10	100					5 × 9	30	5 × 9	35	5 × 9	40	5 × 9	46
22	220	5 × 9	25	5 × 9	40	5 × 9	50	5 × 9	55	5 × 9	60	5 × 9	65
33	330	5 × 9	40	5 × 9	55	5 × 9	60	5 × 9	70	5 × 9	75	6.3 × 9	85
47	470	5 × 9	55	5 × 9	65	5 × 9	70	5 × 9	80	6.3 × 9	95	6.3 × 9	100
100	101	5 × 9	90	5 × 9	95	6.3 × 9	115	6.3 × 9	130	8 × 9	155	10 × 9	170
220	221	6.3 × 9	145	6.3 × 9	155	8 × 9	205	10 × 9	220	10 × 9	235	10 × 12.5	290
330	331	6.3 × 9	180	8 × 9	210	10 × 9	240	10 × 9	270	10 × 12.5	340	12.5 × 12.5	370
470	471	8 × 9	235	8 × 9	275	10 × 9	290	10 × 12.5	370	12.5 × 12.5	420	16 × 15	540
1000	102	10 × 9	370	10 × 12.5	450	12.5 × 12.5	520	12.5 × 15	590	16 × 15	720	18 × 20	830
2200	222	12.5 × 15	635	12.5 × 15	690	16 × 15	830	18 × 15	970	18 × 20	1110	20 × 25	1250
3300	332	16 × 15	860	16 × 15	940	18 × 15	1050	18 × 20	1220	20 × 25	1430		
4700	472	16 × 15	1010	18 × 15	1120	18 × 20	1260	18 × 25	1470				
6800	682	18 × 15	1200	18 × 20	1330	18 × 25	1560					Case size	Rated
10000	103	18 × 20	1450	18 × 25	1700							φ D × L (mm)	ripple

V		63		100		160		200		250		400	
Cap.(μF)	Code	1J		2A		2C		2D		2E		2G	
1	010			5 × 9	12								
2.2	2R2			5 × 9	17								
3.3	3R3			5 × 9	25								
4.7	4R7			6.3 × 9	32								
10	100	5 × 9	42	6.3 × 9	50							16 × 15	100
22	220	6.3 × 9	71	8 × 9	93					16 × 15	200	● 18 × 15	200
33	330	8 × 9	100	10 × 9	130			16 × 15	250	● 18 × 15	250	18 × 20	250
47	470	8 × 9	120	10 × 12.5	165	16 × 15	300	● 18 × 15	300	Δ 18 × 20	300	★ 18 × 25	300
68	680					● 18 × 15	350	Δ 18 × 20	350	18 × 20	350	20 × 25	350
100	101	10 × 9	215	12.5 × 15	265	Δ 18 × 20	420	★ 18 × 25	420	18 × 25	420		
150	151					★ 18 × 25	510	18 × 25	510				
220	221	12.5 × 12.5	335	16 × 15	440	20 × 25	550						
330	331	12.5 × 15	510	18 × 15	540							Case size	Rated
470	471	16 × 15	640									φ D × L (mm)	ripple

Rated ripple current (mArms) at 105°C 120Hz

Size φ 16 × 20 is available for capacitors marked "●"  
 Size φ 20 × 15 is available for capacitors marked "Δ"  
 Size φ 20 × 20 is available for capacitors marked "★"

In this case, [6] will be put at 12th digit of type numbering system.

### ● Frequency coefficient of rated ripple current

V	Cap.(μF)	Frequency				
		50Hz	120Hz	300Hz	1 kHz	10kHz or more
6.3 to 100	1 to 47	0.75	1.00	1.35	1.57	2.00
	100 to 470	0.80	1.00	1.23	1.34	1.50
	1000 to 10000	0.85	1.00	1.10	1.13	1.15
160 to 400	10 to 220	0.80	1.00	1.25	1.40	1.60

# Mouser Electronics

Authorized Distributor

Click to View Pricing, Inventory, Delivery & Lifecycle Information:

## Nichicon:

[URZ0J332MHD](#) [URZ0J472MHD](#) [URZ1A472MHD](#) [URZ1C472MHD](#) [URZ1C682MHD](#) [URZ1E472MHD](#)  
[URZ0J222MHD](#) [URZ1A332MHD](#) [URZ1C332MHD](#) [URZ0J103MHD](#) [URZ1A103MHD](#) [URZ1A222MHD](#)  
[URZ1C222MHD](#) [URZ1E222MHD](#) [URZ0J682MHD](#) [URZ1A102MPD](#) [URZ1A682MHD](#) [URZ1C102MHD](#)  
[URZ1E102MHD](#) [URZ1H470MCH](#) [URZ1H471MHD](#) [URZ1J471MHD](#) [URZ1E331MNH](#) [URZ1E332MHD](#)  
[URZ1E471MPD](#) [URZ1H331MHD](#) [URZ1J221MHD](#) [URZ1J331MHD](#) [URZ1V470MCH](#) [URZ1V471MHD](#)  
[URZ1H102MHD](#) [URZ1H221MPD](#) [URZ1H222MRD](#) [URZ1V222MHD](#) [URZ1V331MPD](#) [URZ1V332MRD](#)  
[URZ2A331MHD](#) [URZ1V102MHD](#) [URZ2A101MHD](#) [URZ2A221MHD](#) [URZ2C101MHD](#) [URZ2C101MRD6](#)  
[URZ2C151MHD](#) [URZ2D151MHD](#) [URZ2D330MHD](#) [URZ2D470MHD](#) [URZ2D470MHD6](#) [URZ2G220MHD6](#)  
[URZ2G330MHD](#) [URZ2G470MHD](#) [URZ2A470MPD](#) [URZ2D101MHD](#) [URZ2D101MRD6](#) [URZ2E470MRD6](#)  
[URZ2E680MHD](#) [URZ2G100MHD](#) [URZ2G220MHD](#) [URZ2C151MRD6](#) [URZ2C221MRD](#) [URZ2C470MHD](#)  
[URZ2C680MHD](#) [URZ2C680MHD6](#) [URZ2E220MHD](#) [URZ2E330MHD](#) [URZ2E330MHD6](#) [URZ2E470MHD](#)  
[URZ2D680MHD](#) [URZ2D680MRD6](#) [URZ2E101MHD](#) [URZ2G470MRD6](#) [URZ2G680MRD](#) [URZ1C102MHD1CM](#)  
[URZ1C102MHD1TD](#) [URZ1H330MDD1TD](#) [URZ1H470MDD1TD](#) [URZ1H101MPD](#) [URZ1E331MPD1TD](#)  
[URZ1V101MPD1TA](#) [URZ1V470MDD1TD](#) [URZ1C101MPD1CC](#) [URZ0J471MPD1TD](#) [URZ1C331MPD1TD](#)  
[URZ1C470MDD1AA](#) [URZ1C471MPD1TD](#) [URZ1V221MPD](#) [URZ1H330MCD1TD](#) [URZ1E221MPD](#) [URZ0J220MDD](#)  
[URZ0J330MDD](#) [URZ0J470MDD](#) [URZ0J101MDD](#) [URZ0J221MDD](#) [URZ0J331MDD](#) [URZ0J471MPD](#) [URZ0J102MPD](#)  
[URZ1A220MDD](#) [URZ1A330MDD](#) [URZ1A470MDD](#) [URZ1A101MDD](#) [URZ1A221MDD](#)