THIS DRAWING IS UNPUBLISHED. RELEASED FOR PUBLICATION -,- .
© COPYRIGHT 2005 BY TYCO ELECTRONICS CORPORATION. ALL RIGHTS RESERVED.

| LOC | DIST |
|---|---|
| AD | 25 |

REVISIONS

| P | LTR | DESCRIPTION | DATE | DWN | APVD |
|---|---|---|---|---|---|
| | N | REVISED PER EC 0S12-0553-04 | 03NOV05 | GP | DRD |
| | N1 | REVISED PER ECO-09-021826 | 08JAN10 | KK | AEG |

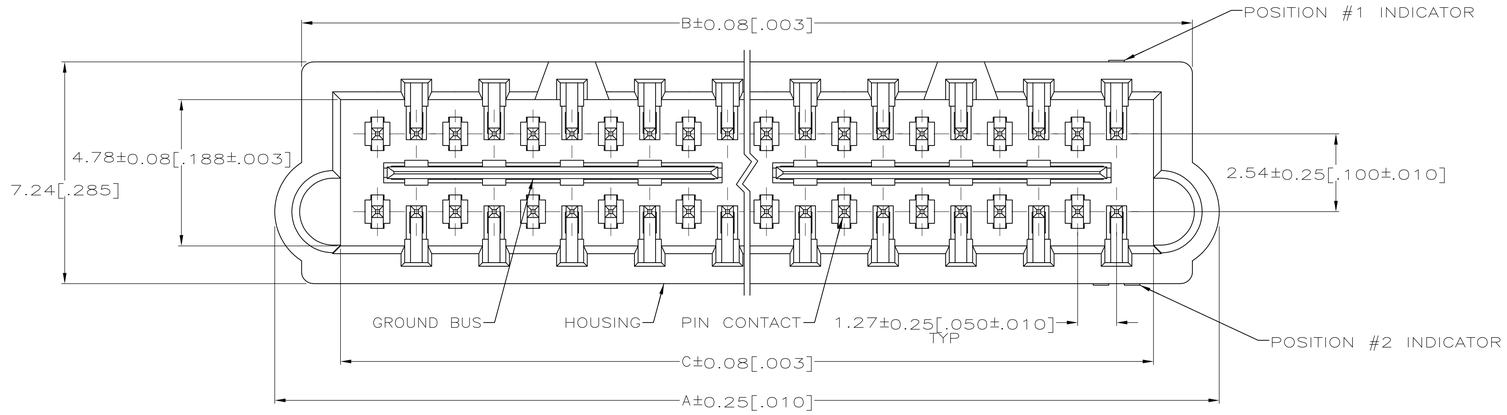


1. HOUSING: HIGH TEMPERATURE THERMOPLASTIC, COLOR NATURAL.
   PIN CONTACTS: PHOSPHOR BRONZE.
   GROUND BUSSES: PHOSPHOR BRONZE.
2. PIN CONTACTS: 0.00076[.000030] MIN GOLD IN CONTACT AREA, 0.00254–0.00762[.000100–.000300] TIN–LEAD ON SOLDER TAIL, ALL OVER 0.00127–0.00254[.000050–.000100] NICKEL ON ENTIRE CONTACT.
   GROUND BUSSES: 0.00076[.000030] MIN GOLD IN CONTACT AREA, 0.00254–0.00762[.000100–.000300] TIN–LEAD ON SOLDER TAIL, ALL OVER 0.00127–0.00254[.000050–.000100] NICKEL ON ENTIRE BUS.
3. DATE CODE MARKED IN AREA INDICATED.
4. OBSOLETE PARTS: OBSOLETE CIS STREAMLINING PER D.RENAUD/D.SINISI

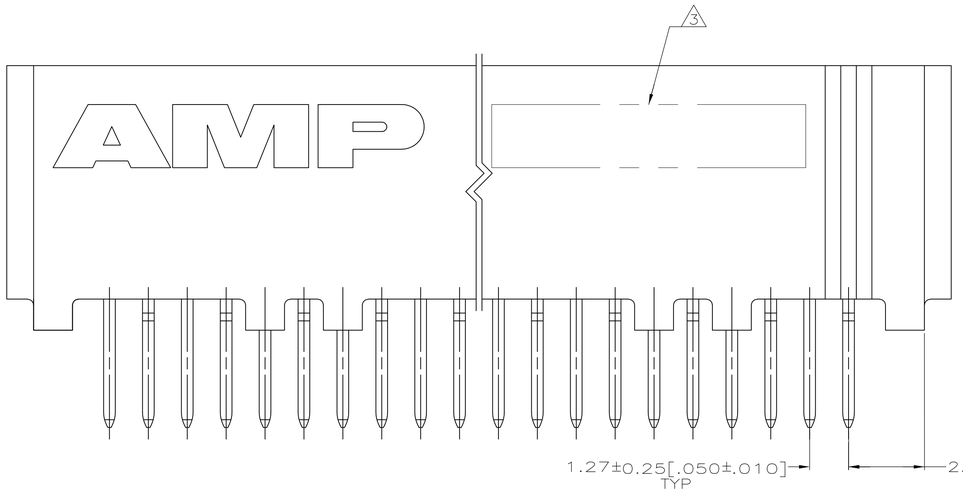


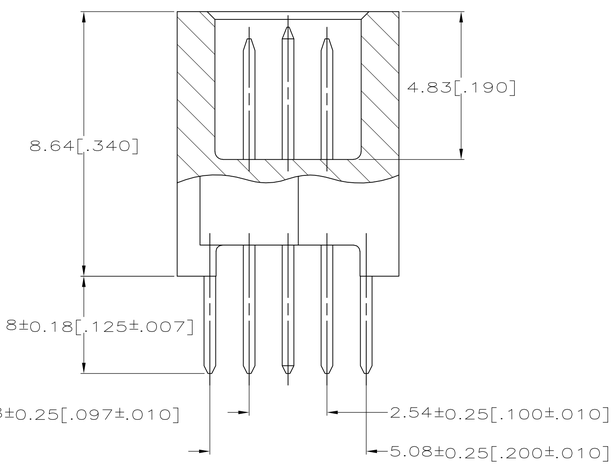


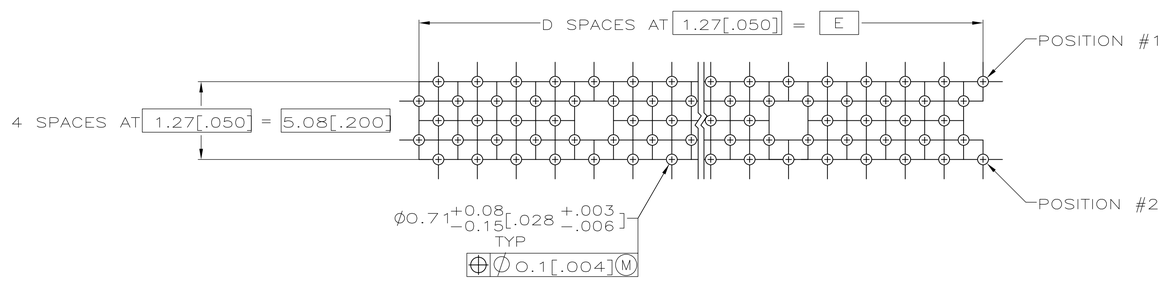


RECOMMENDED PC BOARD HOLE LAYOUT
(VIEWED FROM CONNECTOR SIDE)
SCALE 5:1

| | E | D | C | B | A | NO OF POS | PART NUMBER |
|---|---|---|---|---|---|---|---|
| OBSOLETE | 151.13[5.950] | 119 | 153.62[6.048] | 156.08[6.145] | 157.84[6.214] | 240 | 1–536272–1 |
| | 138.43[5.450] | 109 | 140.92[5.548] | 143.38[5.645] | 145.14[5.714] | 220 | 1–536272–0 |
| | 125.73[4.950] | 99 | 128.22[5.048] | 130.68[5.145] | 132.44[5.214] | 200 | 536272–9 |
| 4 SUPERSEDED BY 5536272–8 | 113.03[4.450] | 89 | 115.52[4.548] | 117.98[4.645] | 119.74[4.714] | 180 | ~~536272–8~~ |
| 4 SUPERSEDED BY 5536272–7 | 100.33[3.950] | 79 | 102.82[4.048] | 105.28[4.145] | 107.04[4.214] | 160 | ~~536272–7~~ |
| | 87.63[3.450] | 69 | 90.12[3.548] | 92.58[3.645] | 94.34[3.714] | 140 | 536272–6 |
| OBSOLETE | 74.93[2.950] | 59 | 77.42[3.048] | 79.88[3.145] | 81.64[3.214] | 120 | 536272–5 |
| | 62.23[2.450] | 49 | 64.72[2.548] | 67.18[2.645] | 68.94[2.714] | 100 | 536272–4 |
| OBSOLETE | 49.53[1.950] | 39 | 52.02[2.048] | 54.48[2.145] | 56.24[2.214] | 80 | 536272–3 |
| | 36.83[1.450] | 29 | 39.32[1.548] | 41.78[1.645] | 43.54[1.714] | 60 | 536272–2 |
| OBSOLETE | 24.13[.950] | 19 | 26.62[1.048] | 29.08[1.145] | 30.84[1.214] | 40 | 536272–1 |

THIS DRAWING IS A CONTROLLED DOCUMENT.

DIMENSIONS: INCHES

TOLERANCES UNLESS OTHERWISE SPECIFIED:
0 PLC ± –
1 PLC ± –
2 PLC ± –
3 PLC ± 0.13 [.005]
4 PLC ± –
ANGLES ± –

MATERIAL 1
FINISH 2

DWN J.GERACE 12FEB92
CHK J.GERACE 12FEB92
APVD C.LINDGREN 12FEB92
PRODUCT SPEC 108–1272
APPLICATION SPEC 114–11005
WEIGHT –

Tyco Electronics
Tyco Electronics Corporation
Harrisburg, PA 17105–3608

NAME
PLUG ASSEMBLY, 10.92[.430]
STACK, 3.18[.125] TAIL,
BOARD TO BOARD, MICRO–STRIP

SIZE A1 | CAGE CODE 00779 | DRAWING NO C–536272 | RESTRICTED TO –

CUSTOMER DRAWING | SCALE 10:1 | SHEET 1 OF 1 | REV N1

# Mouser Electronics

Authorized Distributor

Click to View Pricing, Inventory, Delivery & Lifecycle Information:

TE Connectivity:
536272-2