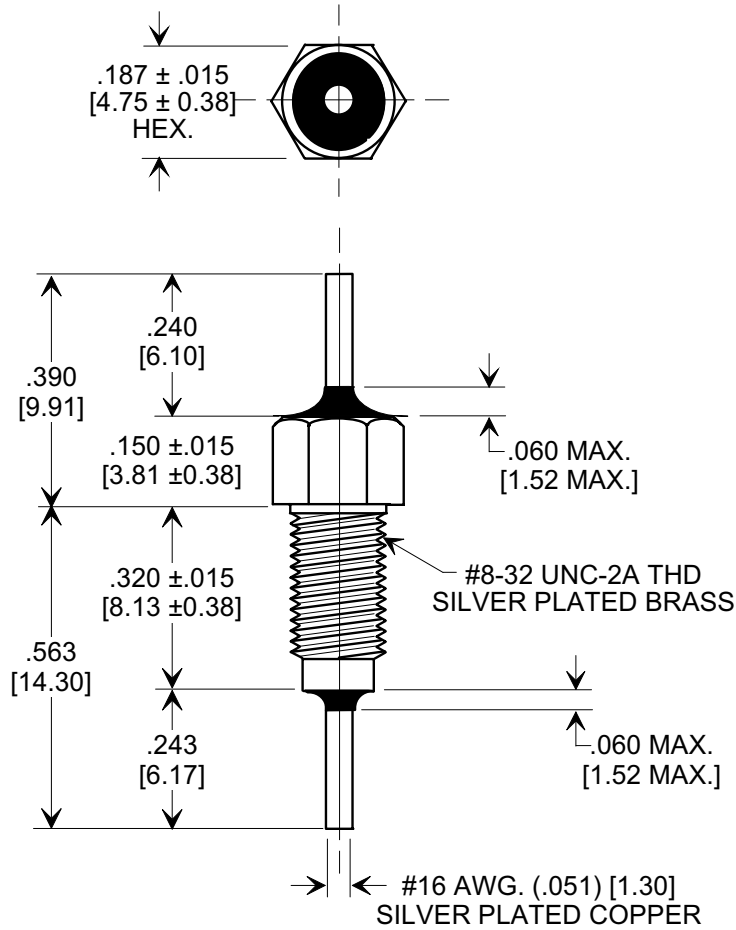
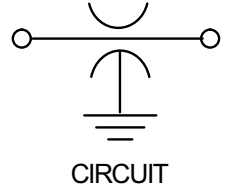
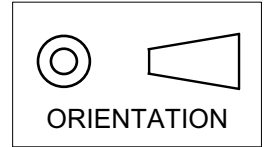


Electrical Testing
per Tusonix standard
test plans and Mil-Std-202
Test Methods.

MARKETING SALES DRAWING
DIMENSIONS IN INCHES - DO NOT SCALE THIS DRAWING
DIMENSIONS IN METRIC - []



NOTES:

1. SUPPLIED WITH SILVER PLATED HEX NUT AND INTERNAL TOOTH LOCK WASHER.
2. TUSONIX STANDARD PART NUMBER: 2425-601-X5W0-103Z.. TUSONIX RoHS COMPLIANT PART NUMBER: 2425-601-X5W0-103Z LF. CUSTOMER MUST SPECIFY STANDARD OR RoHS PART NUMBER WHEN ORDERING.
3. PART MARKING: STANDARD BLACK INK FOR TRADEMARK AND CAP CODE. RoHS PART: GREEN TRADEMARK AND CAP CODE.
4. MOUNTING TORQUE NOT TO EXCEED 5 lb - in. MAX. [.565 N-m]

SPECIFICATIONS

Tusonix Style:	2425-601
Capacitance Value:	10,000 pF
Capacitance Tolerance:	+80 / -20%
Temp. Characteristic:	X5W
Rating:	200 VDC @ + 85°C / 100 VDC @ +125°C
Current (A):	20
Operating Range:	-55°C TO +125°C
Insulation Resistance:	10,000 megohms (min.) @ +25°C
DWV @ 2 Sec. Min:	600 VDC

X-2015 Rev-0

REVISION RECORD	Original Release C.O. 19991022-14-01	0	TUSONIX STYLE, CURRENT (A), DWV COLUMNS ADDED & NOTE 2 & DIM'S REVISED L.E. 05-27-04
	20040514-3-17		1
	ADDED NOTES 2 & 3. S.M. 08-26-05		
	20050826-1-01		2

--TOLERANCES-- Unless Otherwise Specified
DECIMAL ± $\frac{.031}{[0.79]}$
ANGLES ± $\frac{\text{---}}{\text{---}}$
TUSONIX TUCSON, ARIZONA

Title BUSHING TYPE FEED-THRU CAPACITOR	
Drawn S.M. 10-22-99	Scale 3 X
Approved B.M. 10-22-99	
A	2425-601-X5W0-103Z

Mouser Electronics

Authorized Distributor

Click to View Pricing, Inventory, Delivery & Lifecycle Information:

[Tusonix / CTS:](#)

[2425-018-X5W0-502M](#) [2425-601-X5W0-103ZLF](#) [2425-001-X5W0-502AALF](#) [2425-001-X5U0-101AALF](#)