

# "High Frequency Ceramic Solutions"

## 2.45 GHz Band Pass Filter

P/N 2450BP39D100C

Detail Specification: 05/11/11

Page 1 of 2

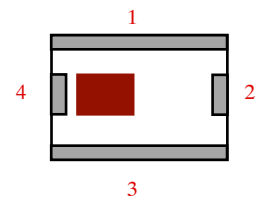
### General Specifications

Part Number	2450BP39D100C
Frequency (MHz)	2400 - 2500
Insertion Loss	1.2 dB max.
Return Loss	9.5 dB min.
Attenuation (min.)	30 dB @ 880 - 915 MHz
Attenuation (min.)	30 dB @ 1710 - 1785 Mhz
Attenuation (min.)	25 dB @ 1850 - 1910 MHz
Attenuation (min.)	25 dB @ 4800 - 5000 MHz
Attenuation (min.)	15 dB @ 7200 - 7500 MHz

Impedance	50 Ω
Input Power	500 mW max.
Operating Temperature	-40 to +85°C
Storage Temperature	-40 to +85°C
Reel Quantity	3,000

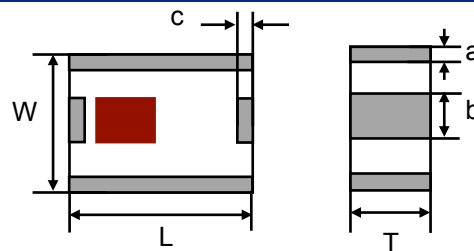
Termination Style	AgPt	Suffix = "None"	eg. 2450BP39D100C
	Tin / Lead	Suffix = "/Pb"	eg. 2450BP39D100C/Pb

Terminal Configuration	
No.	Function
1	GND
2	OUT
3	GND
4	IN



### Mechanical Dimensions

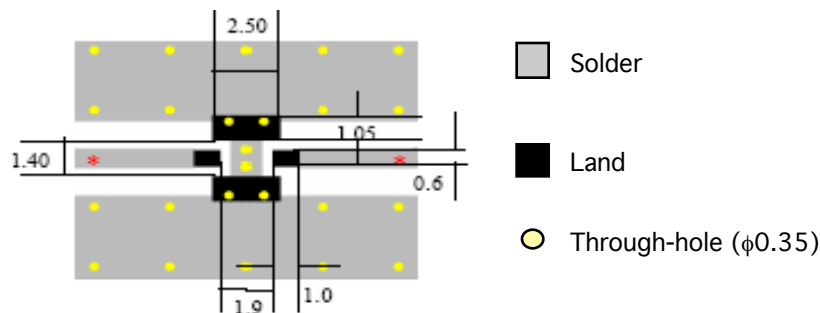
	In	mm
L	0.098 ± 0.008	2.50 ± 0.20
W	0.079 ± 0.008	2.00 ± 0.20
T	0.037 ± 0.004	0.95 ± 0.10
a	0.012 ± 0.008	0.30 ± 0.20
b	0.024 ± 0.008	0.60 ± 0.20
c	0.012 ± 0.008	0.30 ± 0.20



### Mounting Considerations

Mount these devices with brown mark facing up.

\* Line width should be designed to provide 50 ohm impedance, depending on PCB material and thickness



Units: mm

Johanson Technology, Inc. reserves the right to make design changes without notice.  
All sales are subject to Johanson Technology, Inc. terms and conditions.

# "High Frequency Ceramic Solutions"

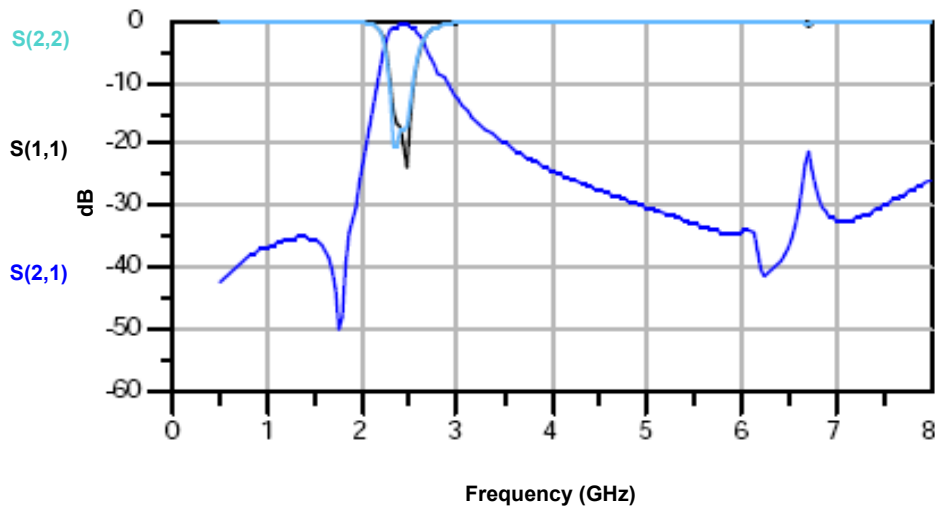
2.45 GHz Band Pass Filter

P/N 2450BP39D100C

Detail Specification: 05/11/11

Page 2 of 2

## Typical Electrical Performance (T=25°C)



Johanson Technology, Inc. reserves the right to make design changes without notice.  
All sales are subject to Johanson Technology, Inc. terms and conditions.

# Mouser Electronics

Authorized Distributor

Click to View Pricing, Inventory, Delivery & Lifecycle Information:

[Johanson:](#)

[2450BP39D100CE](#)