

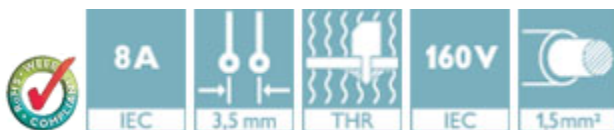
Base strip - MCV 1,5/ 8-GR-3,5 THT - 1961863

Please be informed that the data shown in this PDF Document is generated from our Online Catalog. Please find the complete data in the user's documentation. Our General Terms of Use for Downloads are valid (<http://phoenixcontact.com/download>)



Header, Nominal current: 8 A, Rated voltage (III/2): 160 V, Number of positions: 8, Pitch: 3.5 mm, Color: black, Contact surface: Tin, Mounting: THR soldering, Two-in-one – Pin strips must always be made up of a left (L) and a right (R) segment. Please allow for the corresponding counterpart from the accessories to complete the THR pin strip. User information and design recommendations on Through Hole Reflow Technology can be found at: "Downloads".

The illustration shows a 9-position version



Key Commercial Data

Packing unit	1 pc
Minimum order quantity	50 pc
Weight per Piece (excluding packing)	3.46 g
Custom tariff number	85366990
Country of origin	Germany

Technical data

Dimensions

Length	7.25 mm
Pitch	3.50 mm
Dimension a	24.5 mm
Constructional height	10 mm
Height	9.2 mm
Length of the solder pin	3.4 mm
Pin dimensions	0,8 x 0,8 mm
Pin spacing	3.50 mm
Hole diameter	1.3 mm

General

Range of articles	MCV 1,5/...-GR-THT
Insulating material group	IIIa

Base strip - MCV 1,5/ 8-GR-3,5 THT - 1961863

Technical data

General

Rated surge voltage (III/3)	2.5 kV
Rated surge voltage (III/2)	2.5 kV
Rated surge voltage (II/2)	2.5 kV
Rated voltage (III/3)	160 V
Rated voltage (III/2)	160 V
Rated voltage (II/2)	250 V
Connection in acc. with standard	EN-VDE
Nominal current I_N	8 A
Maximum load current	8 A (per position)
Insulating material	PA
Flammability rating according to UL 94	V0
Color	black
Number of positions	8

Standards and Regulations

Connection in acc. with standard	EN-VDE
	CUL
Flammability rating according to UL 94	V0

Classifications

eCl@ss

eCl@ss 4.0	272607xx
eCl@ss 4.1	27260701
eCl@ss 5.0	27260701
eCl@ss 5.1	27260701
eCl@ss 6.0	27260704
eCl@ss 7.0	27440402
eCl@ss 8.0	27440402
eCl@ss 9.0	27440402

ETIM

ETIM 3.0	EC001121
ETIM 4.0	EC002637
ETIM 5.0	EC002637

UNSPSC

UNSPSC 6.01	30211810
-------------	----------

Base strip - MCV 1,5/ 8-GR-3,5 THT - 1961863

Classifications

UNSPSC

UNSPSC 7.0901	39121409
UNSPSC 11	39121409
UNSPSC 12.01	39121409
UNSPSC 13.2	39121409

Approvals

Approvals

Approvals

EAC / cULus Recognized / EAC

Ex Approvals

Approvals submitted

Approval details

EAC

cULus Recognized		
	B	D
Nominal current I _N	8 A	8 A
Nominal voltage U _N	300 V	300 V

EAC

Accessories

Accessories

Coding element

Base strip - MCV 1,5/ 8-GR-3,5 THT - 1961863

Accessories

Coding profile - CP-MSTB - 1734634



Coding profile, is inserted into the slot on the plug or inverted header, red insulating material

Labeled terminal marker

Marker card - SK 3,81/2,8:FORTL.ZAHLEN - 0804109



Marker card, Card, white, labeled, Horizontal: Consecutive numbers 1 - 10, 11 - 20, etc. up to 91 - (99)100, Mounting type: Adhesive, for terminal block width: 3.81 mm, Lettering field: 3.81 x 2.8 mm

Marker card - SK 3,81/2,8:FORTL.ZAHLEN - 0804109



Marker card, Card, white, labeled, Horizontal: Consecutive numbers 1 - 10, 11 - 20, etc. up to 91 - (99)100, Mounting type: Adhesive, for terminal block width: 3.81 mm, Lettering field: 3.81 x 2.8 mm

Coding profile - CP-MSTB NAT HT - 1954359

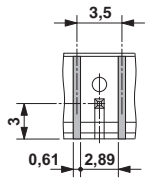


Coding profile, prior to reflow soldering it is inserted in the groove on the plug and header, made from high-temperature-resistant beige insulation material

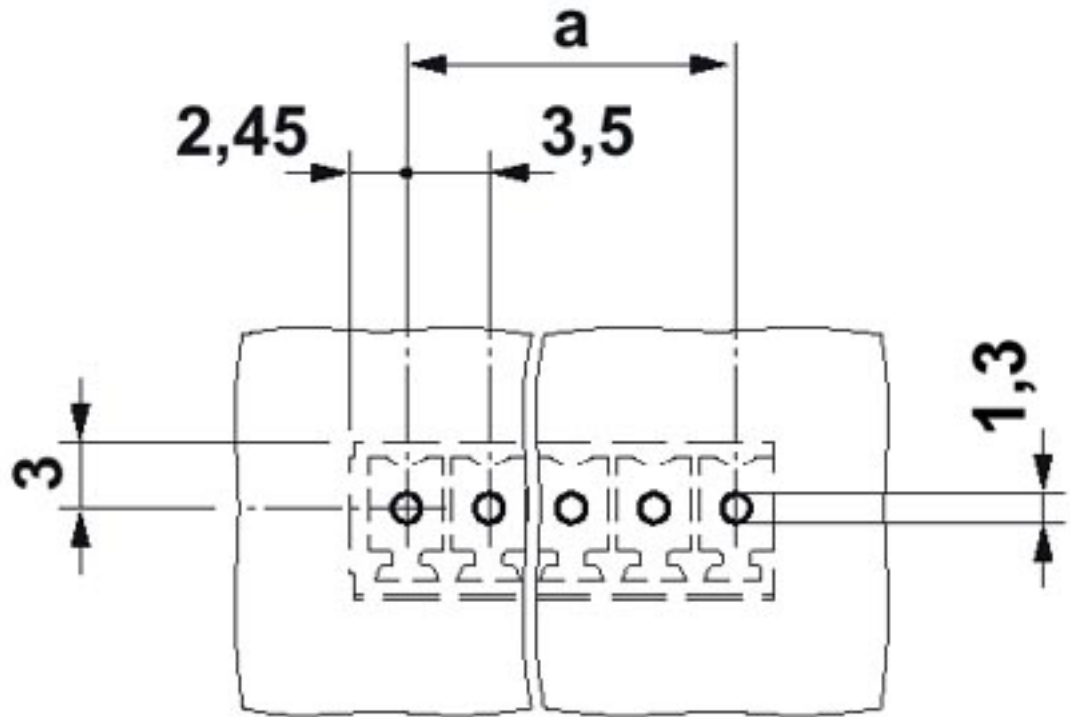
Drawings

Base strip - MCV 1,5/ 8-GR-3,5 THT - 1961863

Dimensional
drawing

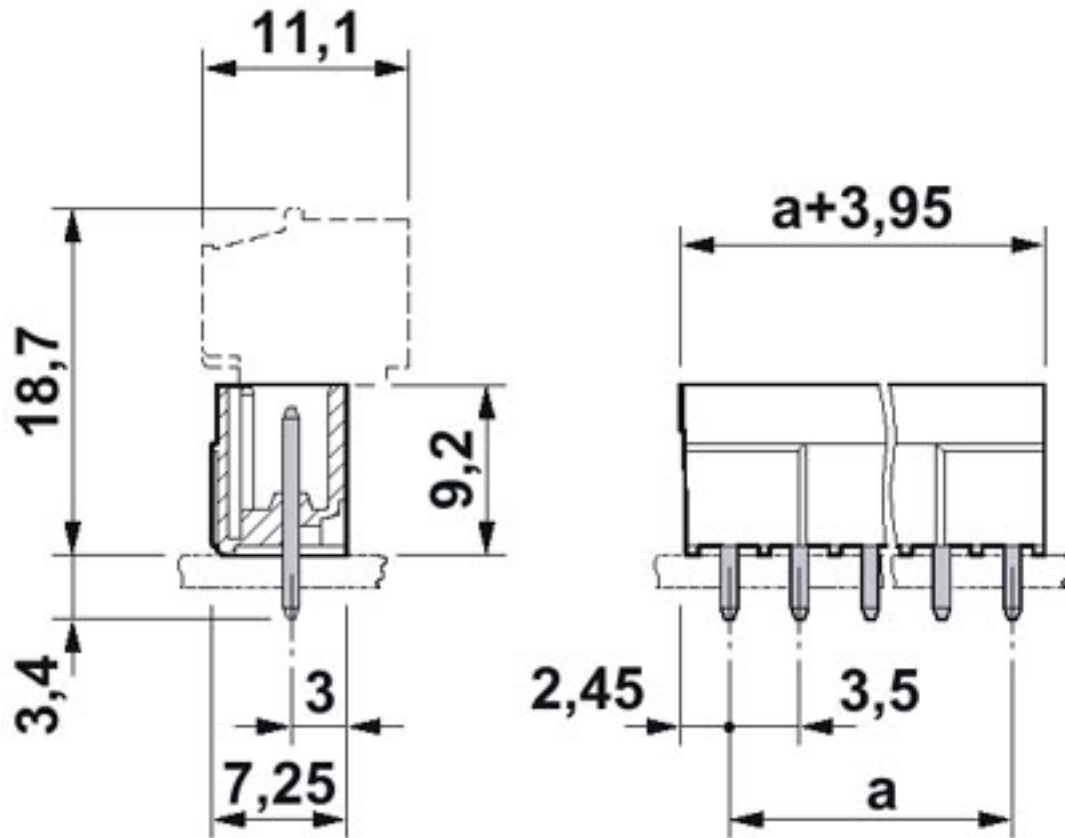


Drilling diagram



Base strip - MCV 1,5/ 8-GR-3,5 THT - 1961863

Dimensional drawing



Mouser Electronics

Authorized Distributor

Click to View Pricing, Inventory, Delivery & Lifecycle Information:

[Phoenix Contact:](#)

[1961863](#)