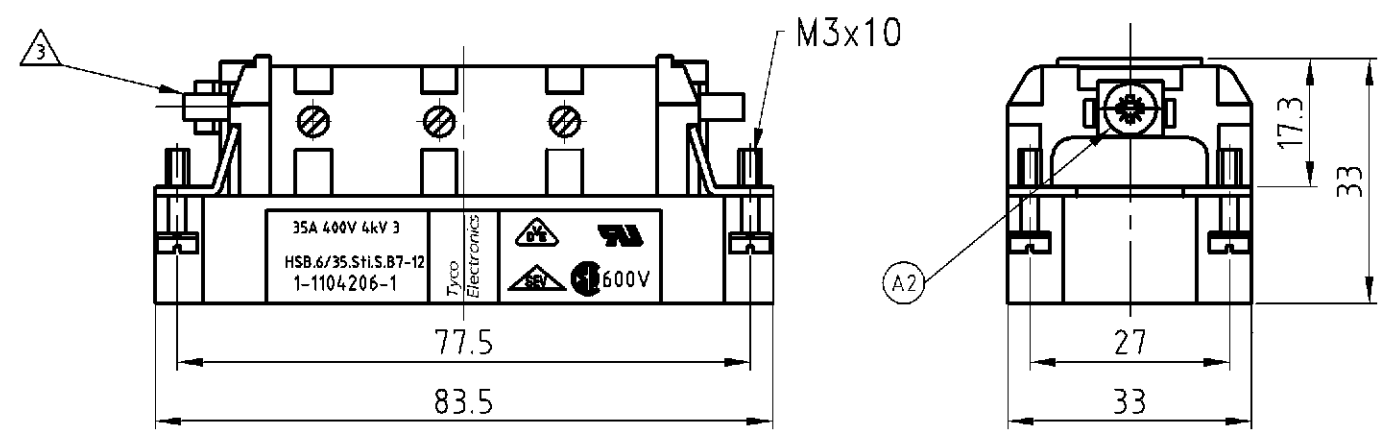


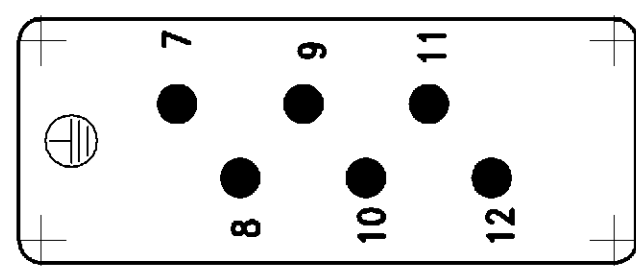
D



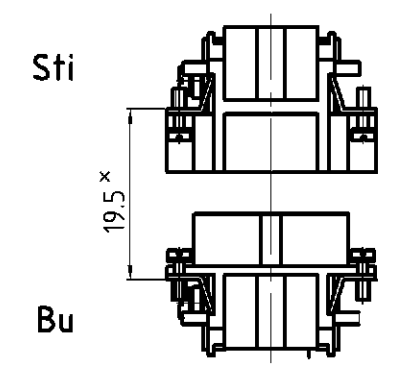
- NOTES
- 1 FINISH: CONTACT , AG
  - 2 POWER CONTACT: 7 TO 12  
OUTER DIMENSIONS OF INSULATION: MAX. Ø 7.0 MM
  - 3 GROUNDING CONTACT
  - 4 SUITABLE HOOD SIZE 6: SERIES HB; HD; EMV; HIP
  - 5 STANDARDS:  
DIN EN 61984; DIN EN 60664-1
  - 6 PACKAGING: 5 PIECES IN A CARTON
  - 7 SUPERSEDED BY T2060122101-000

C

Contact arrangement view from termination side



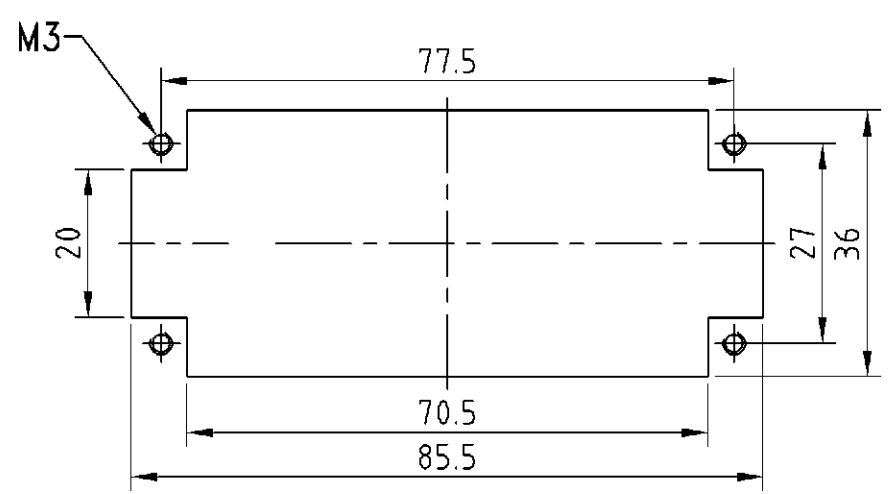
Assembling instruction



×Distance for guaranteed contact max: 21 mm

B

Panel cut-out for contact insert when used without housing



A

1	male insert		beige	1	-	
1-1	DESCRIPTION	MATERIAL	COLOR	ITEM NO. POS.	REMARKS	
HSB.6/35.Sti.S.7-12	THIS DRAWING IS A CONTROLLED DOCUMENT FOR AMP INCORPORATED. IT IS SUBJECT TO CHANGE AND THE CONTROLLING ENGINEERING ORGANIZATION SHOULD BE CONTACTED FOR THE LATEST REVISION. DIESER ZEICHNUNGSDOKUMENT WIRD DURCH AMP INCORPORATED KONTROLLIERT. ÄNDERUNGEN, DIE DEM TECHNISCHEN FORTSCHRITT DIENEN, SIND VORBEHALTEN. DEN JEWELN LETZTGÜLTIGEN ÄNDERUNGSSTAND ERFAHREN SIE AUF ANFRAGE.		DWN Rösgen	04.06.1998		
	DIMENSIONS: DIMENSIONEN: mm		CHK			
	TOLERANCES UNLESS OTHERWISE SPECIFIED: ALLGEMEINTOLERANZEN		APVD	-	NAME MALE INSERT HSB.6/35.Sti.S.7-12	
	p. ISO 8015		PRODUCT SPEC			
	p. ISO 2768 - mH - E		PRODUCTSPEZ.	108-74006	SIZE A3	
	p. DIN 16901 - 140		APPLICATION SPEC	114-74007		
ORDERING TEXT / BESTELLTEXT		MATERIAL		VERARBEITUNGSSPEZ.	CAGE CODE 00779	DRAWING NO ZEICHNUNGS-NR. C-1104206
DIMENSIONS: DIMENSIONEN: mm		TOLERANCES UNLESS OTHERWISE SPECIFIED: ALLGEMEINTOLERANZEN		WEIGHT GEWICHT	86 g	RESTRICTED TO NUR FÜR
MATERIAL		FINISH / OBERFLÄCHE / FARBE		CUSTOMER DRAWING		REVISIONS
ORDERING TEXT / BESTELLTEXT		FINISH / OBERFLÄCHE / FARBE		MASSSTAB 1:1		BLATT 1 OF 1
ORDERING TEXT / BESTELLTEXT		FINISH / OBERFLÄCHE / FARBE		REV A3		

# Mouser Electronics

Authorized Distributor

Click to View Pricing, Inventory, Delivery & Lifecycle Information:

[TE Connectivity:](#)

[1-1104206-1](#)