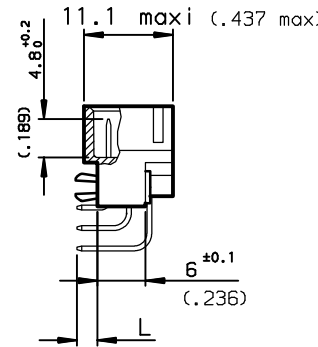
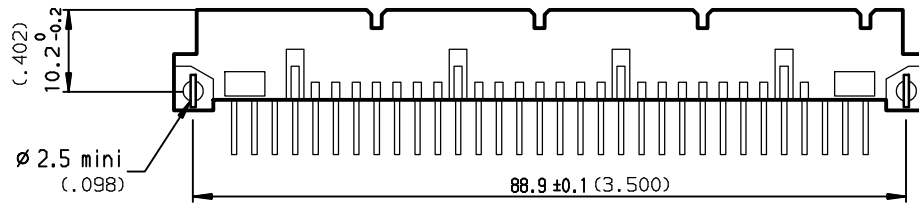
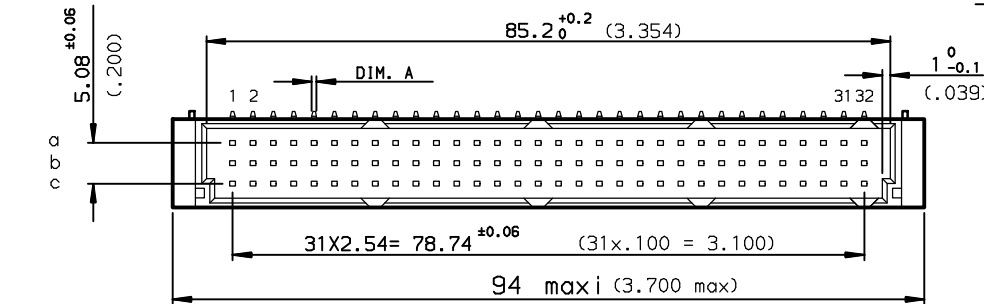


DIMENSIONS mm (inches)



GENERAL CHARACTERISTICS AND ROHS INFORMATIONS:

SEE DRAWING C-8609-0000A



TIN LEAD	LEAD FREE	
8609 396 71 13 755 000 E1	8609 396 71 13 755 E1 LF	Style C header, 96 Position, solder to board, class 2
8609 396 71 13 765 000 E1	8609 396 71 13 765 E1 LF	Style C header, 96 Position, solder to board, class 1
8609 396 71 13 H55 000 E1	8609 396 71 13 H55 E1 LF	Style C header, 96 Position, solder to board, class 2, fixing clips
8609 464 71 13 755 000 E1	8609 464 71 13 755 E1 LF	Style C header, 64 Position, solder to board, class 2
8609 464 71 13 765 000 E1	8609 464 71 13 765 E1 LF	Style C header, 64 Position, solder to board, class 1
8609 464 71 13 H55 000 E1	8609 464 71 13 H55 E1 LF	Style C header, 64 Position, solder to board, class 2, fixing clips
TIN LEAD	LEAD FREE	
8609 396 71 13 745 000 E1	8609 396 71 13 745 E1 LF	Style C header, 96 Position, solder to board, class 3
8609 396 71 13 H45 000 E1	8609 396 71 13 H45 E1 LF	Style C header, 96 Position, solder to board, class 3, fixing clips
8609 396 71 13 H65 000 E1	8609 396 71 13 H65 E1 LF	Style C header, 96 Position, solder to board, class 1, fixing clips
8609 464 71 13 745 000 E1	8609 464 71 13 745 E1 LF	Style C header, 64 Position, solder to board, class 3
8609 464 71 13 H45 000 E1	8609 464 71 13 H45 E1 LF	Style C header, 64 Position, solder to board, class 3, fixing clips
8609 464 71 13 H65 000 E1	8609 464 71 13 H65 E1 LF	Style C header, 64 Position, solder to board, class 1, fixing clips

Application specific part-numbers: See sheet 2

European Views

www.fciconnect.com		surface ISO 1302 <input checked="" type="checkbox"/>	tolerance std ISO 406 ISO 1101	projection 	mm
TOLERANCES UNLESS OTHERWISE SPECIFIED					
Dr	ROUILLARD	1992/05/05	0.X	±0.1	size
Eng	TARON	1992/05/05	0.XX	±0.1	A3
Chr	LEGARE	1992/05/05	0.XX* ±2*	±0.1	ECN
Appr	LEGARE	1992/05/05	Product family	DIN 8609	LS06-0097
FCJ		RIGHT ANGLE HEADER - STYL		Spec ref -	
SOLDER TO BOARD		C-8609-0250-1		Rev. F	
catalog no		CUSTOMER		sheet 1 of 1	

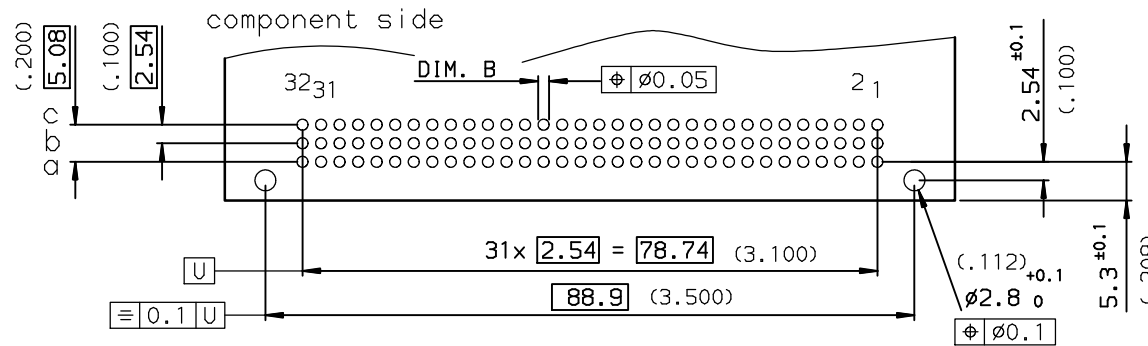
rev	ecn no	dr	date
C	-	LEL	2002/08/28
D	LS05-001	JTA	2005/03/02
E	LS05-0056	LGO	2005/06/21
F	LS06-0097	LGO	2006/07/11
-	-	-	-
-	-	-	-
-	-	-	-



Copyright FCJ.

PART NUMBER		8609			71				5	
PIN OUT										
rows a-b-c					3				96	
rows a-c					4				64	
rows a					1				32	
NUMBER OF CONTACTS										
TERMINATION										
L = 2.75 ±0.15 (.108)	A = ∅0.6 ⁰ _{-0.08}	B = ∅0.08 ^{+0.3} ₀							13	
L = 4.15 ±0.15	A = 0.6X0.6	B = ∅1±0.1							23	
OPTIONS										
no option									7	
with harpoons									H	
PERFORMANCE CLASS										
DIN 41612 class 3										4
DIN 41612 class 2										5
DIN 41612 class 1										6
TERMINATION TYPE										
TIN LEAD										- 000E1
LEAD FREE										- E1LF

PCB DRILLING



GENERAL CHARACTERISTICS AND ROHS INFORMATIONS:
SEE DRAWING C-8609-0000A

European Views

rev	ecn no	dr	date
C	-	LEL	2002/08/28
D	LS05-001	JTA	2005/03/02
E	LS05-0056	LGO	2005/06/21
F	LS06-0097	LGO	2006/07/11
-	-	-	-
-	-	-	-
-	-	-	-

www.fciconnect.com		surface ISO 1302	tolerance std ISO 406 ISO 1101	projection mm
		TOLERANCES UNLESS OTHERWISE SPECIFIED		
Dr	ROUILLARD	1992/05/05	0.x ±0.1	size A3
Eng	TARON	1992/05/05	0.xx ±0.1	Scale 1.5
Chr	LEGARE	1992/05/05	0.xxx ±0.1	ECN LS06-0097
Appr	LEGARE	1992/05/05	Product family DIN 8609	Spec ref -
FCI		title RIGHT ANGLE HEADER - STYL SOLDER TO BOARD		Rev. F
catalog no		-		CUSTOMER sheet 1 of 1

Mouser Electronics

Authorized Distributor

Click to View Pricing, Inventory, Delivery & Lifecycle Information:

[FCI / Amphenol:](#)

[86093967113745E1LF](#) [86093967113765E1LF](#) [86093967113H55E1LF](#) [86094647113745E1LF](#)
[86094647113755E1LF](#) [86094647113765E1LF](#) [86094647113H55E1LF](#) [86094647113H65E1LF](#) [86093967123755E1LF](#)
[86093967113H65E1LF](#) [86093967113755E1LF](#) [86094647123755E1LF](#) [86093967123765E1LF](#)