

Shock-Safe Fuseholder, 5 x 20 / 6.3 x 32 mm, Slotted Cap



Socket with Slotted Cap  
 Caps must be ordered separately (see accessories)

Socket with Slotted Cap

Socket with Fingergrip Cap

250 VAC · 4 W/10A (VDE) · 600VAC/DC · 20A (UL/CSA)

See below:  
[Approvals and Compliances](#)


**Description**

- Quick-connect or solder terminals

**Weblinks**

[pdf datasheet](#), [html-datasheet](#), [General Product Information](#), [Packaging details](#), [Distributor-Stock-Check](#), [Accessories](#), [Detailed request for product](#), [Microsite](#)

**Technical Data**

Shock-Safe Category	PC2
Fuse-Link	5 x 20 or 6.3 x 32 mm
Mounting	Panel Mount, Front Side
Attachment	Fixing Nut
Terminal	Solder or Quick-Connect 4.8 x 0.5 mm
Rated Voltage	250VAC , 600VAC/DC
Rated current	10A (VDE), 20A (UL/CSA)
Rated Power Acceptance IEC	4W / 10A @ Ta 23°C Admissible power acceptance at higher ambient temperature see derating curves
Degree of Protection	IP 40
Protection Class	Suitable for appliances with protection class I acc. to IEC 61140
Admissible Ambient Air Temp.	-40°C to 85°C
Climatic Category	40/085/21 acc. to IEC 60068-1
Material: Socket	Thermoplastic, black, UL 94V-0
Material: Terminals	Tin-Plated Copper Alloy
Unit Weight	5.5 g / 3.22 g
Storage Conditions	0°C to 60°C, max. 70% r.h.
Product Marking	 Type, Rated Voltage, Rated current, Approvals

Soldering Methods	Iron <a href="#">Soldering Profile</a>
Solderability	350°C / 2 - 3 sec acc. to IEC 60068-2-20, Test Ta, method 2
Resistance to Soldering Heat	350°C / 10 sec acc. to IEC 60068-2-20, Test Tb, method 2
Contact Resistance	≤ 10 mΩ at 20 mV acc. to IEC 60127-6
Dielectric Strength	> 3kV > 4kV between L/N-PE (50Hz; 1 min)
Impulse Withstand Voltage	> 4kV between L-N > 6kV between Front Panel and L/N
Insulation Resistance	> 10 MΩ between L-N > 100 MΩ between Front Panel and L/N (500 VDC; 1 min)
Overvoltage Category	III acc. to IEC 60664-1
Pollution Degree	3 acc. to IEC 60664-1
Admissible Torque on Fixing Nut	max 1.2 Nm
Panel Thickness	max 7 mm



**Approvals and Compliances**

Detailed information on product approvals, code requirements, usage instructions and detailed test conditions can be looked up in [Details about Approvals](#)

**Approvals**




The approval mark is used by the testing authorities to certify compliance with the safety requirements placed on electronic products.

Approval Reference Type: FEU

Approval Logo	Certificates	Certification Body	Description
	<a href="#">VDE Approvals</a>	VDE	VDE Certificate Number: 40045912
	<a href="#">UL Approvals</a>	UL	UL File Number: E39328



**Product standards**

Product standards that are referenced

Organization	Design	Standard	Description
	Designed according to	IEC 60127-6	Miniature fuses. Part 6. Fuse-holders for miniature fuse-links
	Designed according to	UL 4248-1	Standard for Safety Fuseholders
	Designed according to	CSA C22.2 no. 4248.1	Fuseholder general requirements






**Application standards**

Application standards where the product can be used

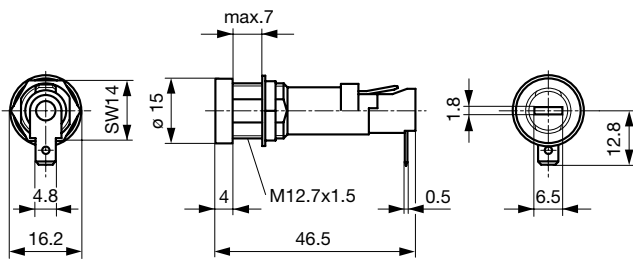

Organization	Design	Standard	Description
	Designed for applications acc.	IEC/UL 60950	IEC 60950-1 includes the basic requirements for the safety of information technology equipment.
	Designed for applications acc.	IEC 60335-1	Safety of electrical appliances for household and similar purposes. Meets the requirements for appliances in unattended use. This includes the enhanced requirements of glow wire tests acc. to IEC 60695-2-12 and -13.

**Compliances**

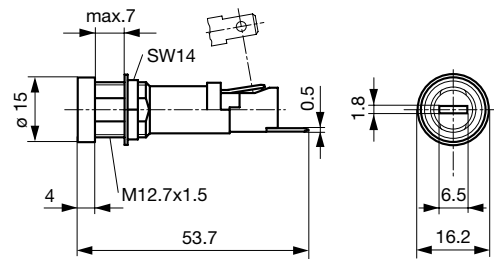
The product complies with following Guide Lines

Identification	Details	Initiator	Description
	<a href="#">CE declaration of conformity</a>	SCHURTER AG	The CE marking declares that the product complies with the applicable requirements laid down in the harmonisation of Community legislation on its affixing in accordance with EU Regulation 765/2008.
	<a href="#">RoHS</a>	SCHURTER AG	EU Directive RoHS 2011/65/EU
	<a href="#">China RoHS</a>	SCHURTER AG	The law SJ / T 11363-2006 (China RoHS) has been in force since 1 March 2007. It is similar to the EU directive RoHS.
	<a href="#">REACH</a>	SCHURTER AG	On 1 June 2007, Regulation (EC) No 1907/2006 on the Registration, Evaluation, Authorization and Restriction of Chemicals 1 (abbreviated as "REACH") entered into force.
	<a href="#">White paperGlow wire test</a>	SCHURTER AG	Meets the requirements of IEC 60335-1 for appliances in unattended use. This includes the enhanced requirements of glow wire tests acc. to IEC 60695-2-12 and -13.

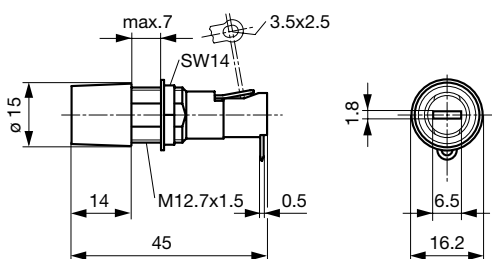
**Dimension [mm]**



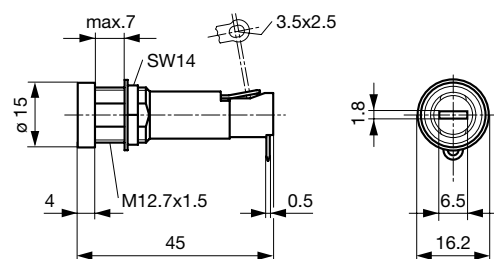
Variants: 0031.1693



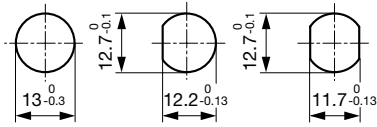
Variant 0031.1694



Variants 0031.1653

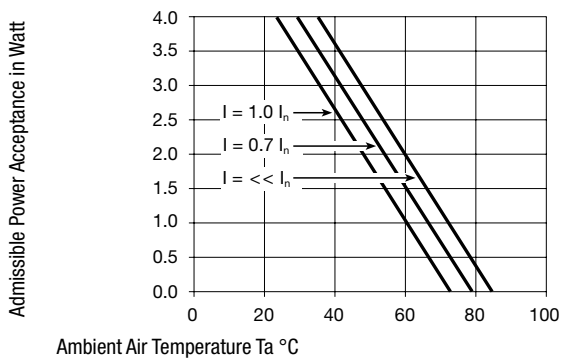


Variant 0031.1673



Mounting holes

Derating Curves



All Variants

Holder	Cap	Fuse-Link	Terminal	Position End-Terminal	Degree of Protection	Colour Cap	Remark	Order Number
●	-	5 x 20 or 6.3 x 32mm	Quick-Connect 4.8 x 0.5	90° to Fuse Axis	IP 40	-	-	0031.1693
●	-	5 x 20 or 6.3 x 32mm	Quick-Connect 4.8 x 0.5	Straight to Fuse Axis	IP 40	-	-	0031.1694
●	-	5 x 20 or 6.3 x 32mm	Solder	90° to Fuse Axis	IP 40	-	-	0031.1653
●	-	5 x 20 or 6.3 x 32mm	Solder	90° to Fuse Axis	IP 40	-	See details in drawing	0031.1673

Most Popular.

Availability for all products can be searched real-time: <https://www.schurter.com/en/Stock-Check/Stock-Check-SCHURTER>

Packaging Unit Bulk (100 pcs.)

## Required Accessory

### Description



[Fingergrip FEU, FAU, FAC](#)  
Caps Fingergrip for Holder FEU, FAU, FAC



[Caps to FEU, FAU, FAC](#)  
Caps to Holder FEU, FEU (Med), FAU, FAC



# Mouser Electronics

Authorized Distributor

Click to View Pricing, Inventory, Delivery & Lifecycle Information:

## Schurter:

[0031.1673](#) [0031.1657](#) [0031.1672](#) [0031.1677](#) [0031.1680](#) [0031.1687](#) [0031.1695](#) [0031.1696](#) [0031.1706](#) [0031.1714](#)  
[0031.1751](#) [0031.1752](#) [0031.1754](#) [0031.1755](#) [0031.1756](#) [0031.1761](#) [0031.1764](#) [0031.1765](#) [0031.1766](#) [0031.1767](#)  
[0031.1769](#) [0031.1693](#) [0031.1659](#) [0031.1694](#) [0031.1699](#) [0031.1753](#) [0031.1809](#) [0031.1653](#)