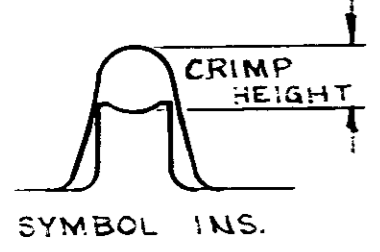
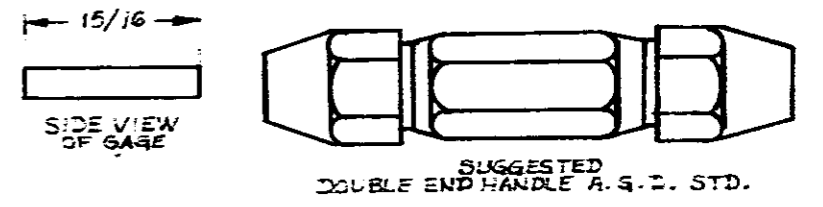
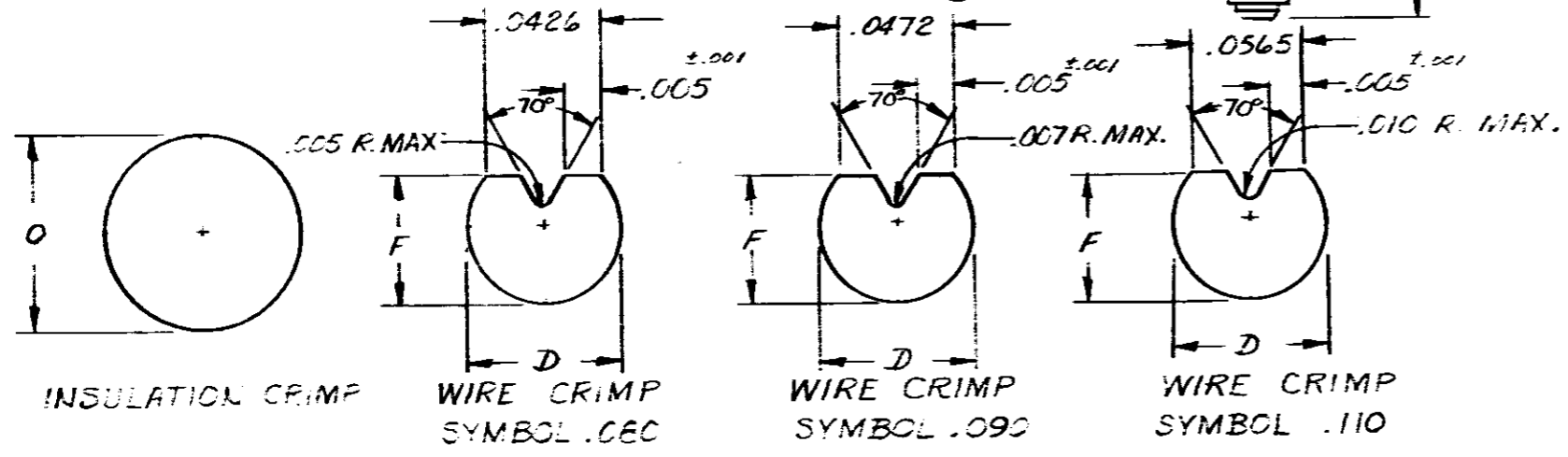
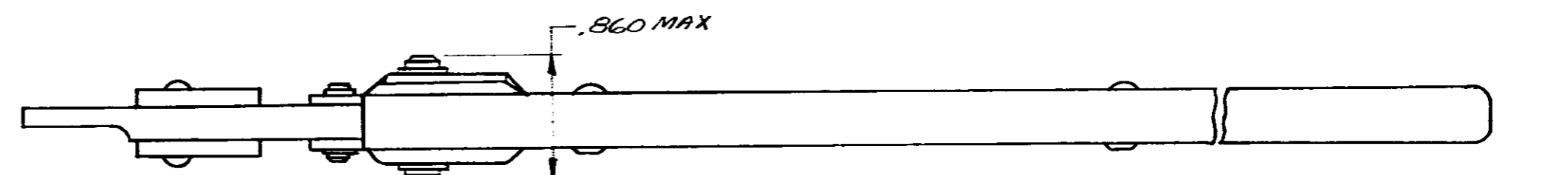
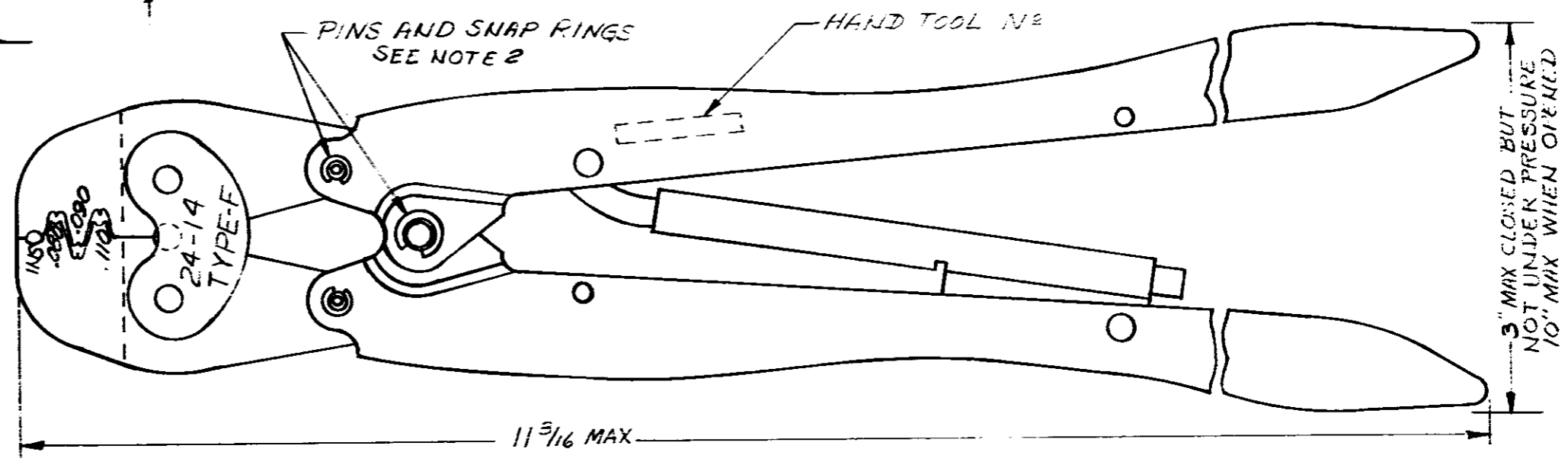


WIRE CRIMP				TERMINAL CRIMP HEIGHT
CRIMP SYMBOL	DIM	GO	NO-GO	
.080	F	.0374	.0424	.0512
	D	.0495	.0531	.0396
.090	F	.0514	.0564	.0662
	D	.0622	.0663	.0551
.110	F	.0574	.0624	.0718
	D	.0713	.0752	.0643



INSULATION CRIMP				TERMINAL CRIMP HEIGHT
CRIMP SYMBOL	DIM	GO	NO-GO	
.INS	G	.0820	.0860	# #



ENLARGED END VIEWS OF GAGES

- 1 CRIMP GAGE DIMENSIONS APPLY WHEN TOOL IS CLOSED OR BOTTOMED BUT NOT UNDER PRESSURE.
- 2 FOR REPLACEMENT OF PARTS SUCH AS PINS AND SNAP RINGS, ORDER REPAIR KIT NO. 125218-4
- 3 FOR REPLACEMENT OF PARTS OTHER THAN PINS AND SNAP RINGS, TOOL IS TO BE RETURNED TO AMP INC. HARRISBURG, PENNA. TO INSURE PROPER CERTI-CRIMP ADJUSTMENT.
- 4 FOR TOOL USAGE SEE INSTRUCTION SHEET NO. 1588
- 5 HAND TOOL CAN BE CHECKED BY MEASURING TERMINAL CRIMP HEIGHT.

NO.	DESCRIPTION	DATE
0-1	Loc M was R	PZ - 1/17/66
LTR	REVISION RECORD	DR

NUMBER	DESCRIPTION
90062	

DWG. SIZE	NUMBER	NAME	REMARKS	ITEM NO.
©1966 BY AMP INCORPORATED. ALL RIGHTS RESERVED. AMP PRODUCTS COVERED BY PATENTS AND/OR PATENTS PENDING.				
DR P. BERGHSTOCK 6-22-66	MATERIAL AND FINISH MATERIAL - STEEL FINISH - BLACK OXIDE WEIGHT - 1 LBS. 3 OZ		AMP AMP INCORPORATED HARRISBURG, PENNA. CLASS <u> H </u> TYPE <u> H </u>	
CHK A. E. J. 6-23-66	WIRE - RANGE - INSULATION <u> H </u> - <u> H </u>			
DE A. E. J. 6-23-66	TOLERANCE EXCEPT AS NOTED ± .015 ± 1° 0'	SCALE <u> H </u>	LOC M B	NO 90062
NAME A. E. J. 6-23-66		DOUBLE ACTION HAND TOOL		
2 CUSTOMER DRAWING				

DIMENSIONS IN INCHES. DO NOT SCALE PRINT.

Mouser Electronics

Authorized Distributor

Click to View Pricing, Inventory, Delivery & Lifecycle Information:

[TE Connectivity:](#)

[90062](#)