

PCB terminal block - MKDSO 2,5/ 4-R - 1707247

Please be informed that the data shown in this PDF Document is generated from our Online Catalog. Please find the complete data in the user's documentation. Our General Terms of Use for Downloads are valid (<http://phoenixcontact.com/download>)




PCB terminal block, Nominal current: 24 A, Nom. voltage: 400 V, Pitch: 5 mm, Number of positions: 4, Connection method: Screw connection with tension sleeve, Mounting: Wave soldering, Conductor/PCB connection direction: 0 °, Article with lateral pin exit

Product Features

- PCB terminal block for ME/ME MAX electronics housing
- 5 mm pitch
- PCB terminal block orthogonal to the PCB



Key Commercial Data

Packing unit	1 pc
GTIN	 4 017918 136833
Weight per Piece (excluding packing)	8.28 g
Custom tariff number	85369010
Country of origin	Germany

Technical data

Dimensions

Length	15.3 mm
Pitch	5.00 mm
Dimension a	15 mm
Constructional height	18 mm
Length of the solder pin	3.5 mm
Pin dimensions	0,8 x 1
Hole diameter	1.4 mm

PCB terminal block - MKDSO 2,5/ 4-R - 1707247

Technical data

General

Range of articles	MKDSO 2,5/..-R
Insulating material group	I
Rated surge voltage (III/3)	4 kV
Rated surge voltage (III/2)	4 kV
Rated surge voltage (II/2)	4 kV
Rated voltage (III/3)	250 V
Rated voltage (III/2)	400 V
Rated voltage (II/2)	630 V
Connection in acc. with standard	EN-VDE
Nominal current I_N	24 A
Nominal cross section	2.5 mm ²
Maximum load current	24 A
Insulating material	PA
Flammability rating according to UL 94	V0
Internal cylindrical gage	A2
Stripping length	8 mm
Number of positions	4
Screw thread	M3
Tightening torque, min	0.5 Nm
Tightening torque max	0.6 Nm

Connection data

Conductor cross section solid min.	0.14 mm ²
Conductor cross section solid max.	2.5 mm ²
Conductor cross section flexible min.	0.14 mm ²
Conductor cross section flexible max.	2.5 mm ²
Conductor cross section flexible, with ferrule without plastic sleeve min.	0.25 mm ²
Conductor cross section flexible, with ferrule without plastic sleeve max.	2.5 mm ²
Conductor cross section flexible, with ferrule with plastic sleeve min.	0.25 mm ²
Conductor cross section flexible, with ferrule with plastic sleeve max.	2.5 mm ²
Conductor cross section AWG min.	26
Conductor cross section AWG max.	14
2 conductors with same cross section, solid min.	0.14 mm ²
2 conductors with same cross section, solid max.	0.75 mm ²
2 conductors with same cross section, stranded min.	0.14 mm ²
2 conductors with same cross section, stranded max.	0.75 mm ²
2 conductors with same cross section, stranded, ferrules without plastic sleeve, min.	0.25 mm ²

PCB terminal block - MKDSO 2,5/ 4-R - 1707247

Technical data

Connection data

2 conductors with same cross section, stranded, ferrules without plastic sleeve, max.	0.75 mm ²
2 conductors with same cross section, stranded, TWIN ferrules with plastic sleeve, min.	0.5 mm ²
2 conductors with same cross section, stranded, TWIN ferrules with plastic sleeve, max.	1.5 mm ²

Standards and Regulations

Connection in acc. with standard	EN-VDE
	CSA
Flammability rating according to UL 94	V0

Classifications

eCl@ss

eCl@ss 4.0	27180401
eCl@ss 4.1	27180401
eCl@ss 5.0	27180506
eCl@ss 5.1	27141190
eCl@ss 6.0	27141190
eCl@ss 7.0	27141190
eCl@ss 8.0	27440401
eCl@ss 9.0	27440401

ETIM

ETIM 2.0	EC001031
ETIM 3.0	EC001031
ETIM 4.0	EC002643
ETIM 5.0	EC002643

UNSPSC

UNSPSC 6.01	31261501
UNSPSC 7.0901	31261501
UNSPSC 11	31261501
UNSPSC 12.01	31261501
UNSPSC 13.2	31261501

Approvals

Approvals

PCB terminal block - MKDSO 2,5/ 4-R - 1707247

Approvals


Approvals


CSA / VDE Gutachten mit Fertigungsüberwachung / CCA / IEC60335 CB Scheme / EAC / EAC / cULus Recognized

Ex Approvals

Approvals submitted

Approval details


CSA 		
	B	D
mm ² /AWG/kcmil	28-12	28-12
Nominal current I _N	10 A	10 A
Nominal voltage U _N	300 V	300 V

VDE Gutachten mit Fertigungsüberwachung 	
mm ² /AWG/kcmil	0.2-2.5
Nominal current I _N	24 A
Nominal voltage U _N	450 V

CCA	
mm ² /AWG/kcmil	2.5
Nominal current I _N	24 A
Nominal voltage U _N	450 V

PCB terminal block - MKDSO 2,5/ 4-R - 1707247

Approvals

IECEE CB Scheme 	
mm ² /AWG/kcmil	2.5
Nominal current I _N	24 A
Nominal voltage U _N	450 V

EAC

EAC

cULus Recognized		
	B	D
mm ² /AWG/kcmil	30-12	30-12
Nominal current I _N	20 A	10 A
Nominal voltage U _N	300 V	300 V

Accessories

Accessories

Mounting material

Components of electronic housing - ME-SAS - 2853899



Shield connection clip for printed circuit terminal block

Mouser Electronics

Authorized Distributor

Click to View Pricing, Inventory, Delivery & Lifecycle Information:

[Phoenix Contact:](#)

[1707247](#)