

THIS DRAWING IS UNPUBLISHED.	RELEASED FOR PUBLICATION	- , - .
© COPYRIGHT - By -	ALL RIGHTS RESERVED.	

REVISIONS					
P	LTR	DESCRIPTION	DATE	DWN	APVD
	A1	ECR-14-015049	13OCT2014	GSK	BvH
	A2	ECR-16-003945	16MAR2016	GSK	BvH

NOTES:

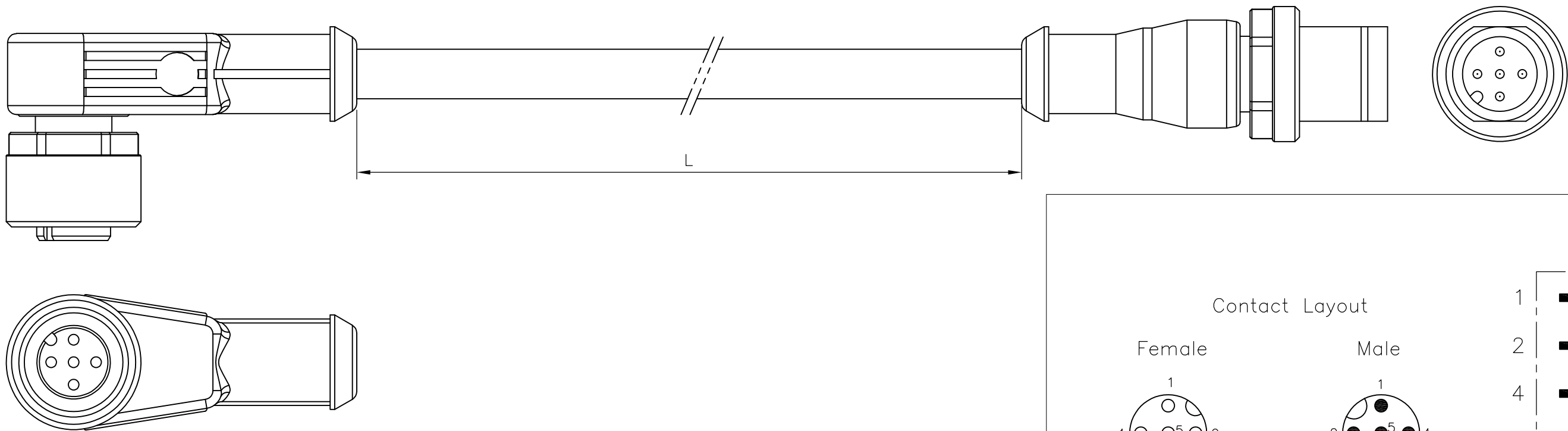
Tolerances cable lengths:

0m to 0.5m +30mm

0.5m to 1.0m +50mm

1.0m to 3.0m +100mm

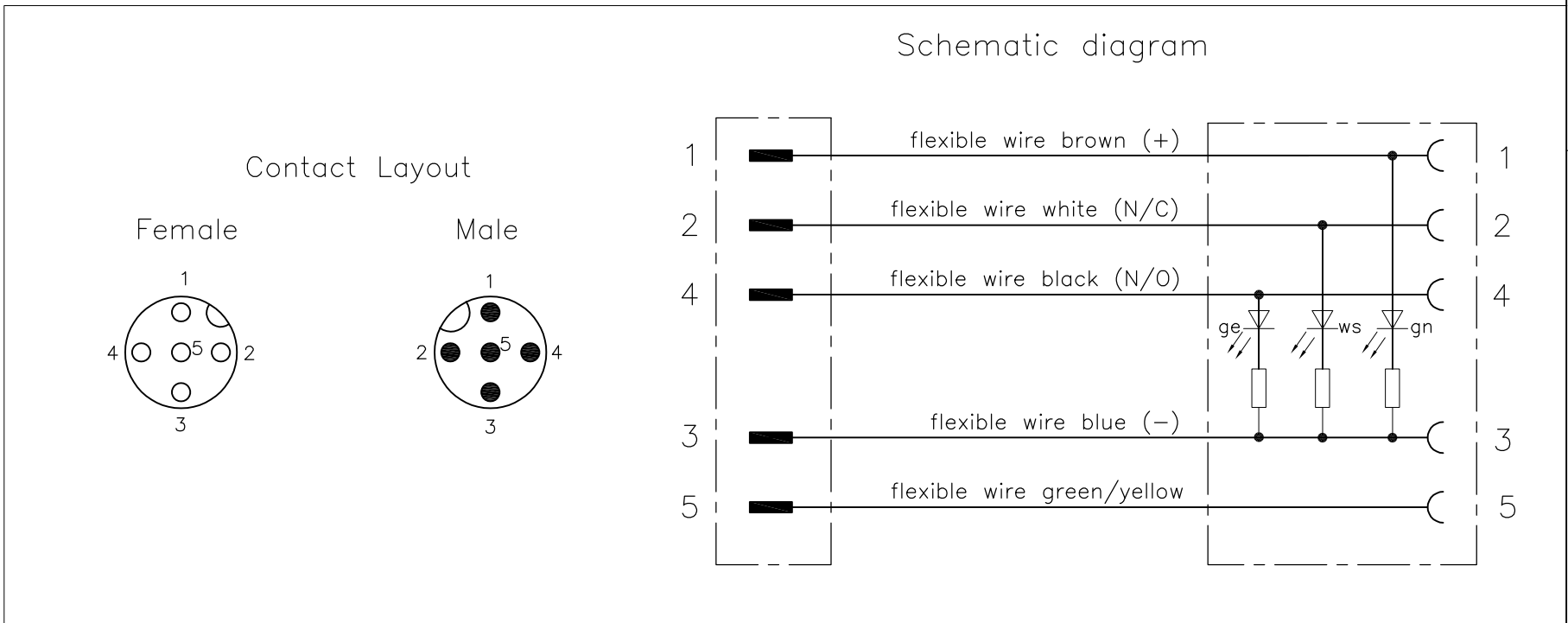
< 3.0m +1.5%



TECHNICAL DATA	
Operating voltage	24 V DC $\pm$ 25 %
Operating current per contact	max. 4 A
Locking of ports	Screw thread M12 x 1 mm (recommended torque 0.6 Nm) self-securing
Protection	IP65 and IP67 when plugged and screwed down (EN 60529)

PUR/PVC CABLE	
No./diameter of wires	5 x 0.34 mm <sup>2</sup>
Wire isolation	PVC (br, wh, bl, bk, gnye)
C-track properties	2 million
Jacket	PUR/PVC
Outer diameter	approx. 5.9 mm
Bend radius (moving)	15 x outer diameter
Temperature range (fixed)	-30...+80 °C
Temperature range (mobile)	-5...+80 °C

CABLE	
No./diameter of wires	5 x 0.34 mm <sup>2</sup>
Wire isolation	PP (br, wh, bl, bk, gnye)
C-track properties	10 million
Jacket	PUR (UL/CSA), welding spark res.
Outer diameter	approx. 5.0 mm
Bend radius (moving)	10 x outer diameter
Temperature range (fixed)	-40...+90 °C
Temperature range (mobile)	-25...+90 °C





5	pos	2.0mtr	SPARK RESISTANT	Black	3-2273127-5	5x22AWG SPARK RES	2.0m	20
		1.5mtr			3-2273127-4	5x22AWG SPARK RES	1.5m	19
		1.0mtr			3-2273127-3	5x22AWG SPARK RES	1.0m	18
		0.6mtr			3-2273127-2	5x22AWG SPARK RES	0.6m	17
		0.3mtr			3-2273127-1	5x22AWG SPARK RES	0.3m	16
		5			pos	2.0mtr	PUR/PVC	Black
1.5mtr	2-2273127-4		5x22AWG PUR/PVC	1.5m		14		
1.0mtr	2-2273127-3		5x22AWG PUR/PVC	1.0m		13		
0.6mtr	2-2273127-2		5x22AWG PUR/PVC	0.6m		12		
0.3mtr	2-2273127-1		5x22AWG PUR/PVC	0.3m		11		
	LENGTH"L"		MATERIAL	JACKET COLOR		TE PN		

TECHNICAL DATA	
Operating voltage	24 V DC ±25 %
Operating current per contact	max. 4 A
Locking of ports	Screw thread M12 x 1 mm (recommended torque 0.6 Nm) self-securing
Protection	IP65 and IP67 when plugged and screwed down (EN 60529)

PUR CABLE	
No./diameter of wires	5 x 0.34 mm <sup>2</sup>
Wire isolation	PP (br, wh, bl, bk, gnye)
C-track properties	5 million
Jacket	PUR (UL/CSA)
Outer diameter	approx. 5.0 mm
Bend radius (moving)	10 x outer diameter
Temperature range (fixed)	-40...+80 °C
Temperature range (mobile)	-25...+80 °C

PVC CABLE	
No./diameter of wires	5 x 0.34 mm <sup>2</sup>
Wire isolation	PVC (br, wh, bl, bk, gnye)
C-track properties	
Jacket	PVC (UL/CSA)
Outer diameter	approx. 5.2 mm
Bend radius (moving)	10 x outer diameter
Temperature range (fixed)	-30...+80 °C
Temperature range (mobile)	-5...+80 °C

5	pos	2.0mtr	PVC	Black	1-2273127-5	5x22AWG PVC 2.0m	10
		1.5mtr			1-2273127-4	5x22AWG PVC 1.5m	9
		1.0mtr			1-2273127-3	5x22AWG PVC 1.0m	8
		0.6mtr			1-2273127-2	5x22AWG PVC 0.6m	7
		0.3mtr			1-2273127-1	5x22AWG PVC 0.3m	6
		5			pos	2.0mtr	PUR
1.5mtr	2273127-4		5x22AWG PUR 1.5m	4			
1.0mtr	2273127-3		5x22AWG PUR 1.0m	3			
0.6mtr	2273127-2		5x22AWG PUR 0.6m	2			
0.3mtr	2273127-1		5x22AWG PUR 0.3m	1			
LENGTH "L"			MATERIAL	JACKET COLOR		TE PN	

THIS DRAWING IS A CONTROLLED DOCUMENT.		DWN YATHISH.C 02DEC2013		 TE Connectivity	
		CHK B.VELDHoven 02DEC2013			
DIMENSIONS: mm		TOLERANCES, UNLESS OTHERWISE SPECIFIED:		NAME M12 ANGLD SCKT TO M12 STRGHT PLG 3 LED	
		APVD A.VAN ZANDVOORT 02DEC2013		SIZE A2 CAGE CODE 00779 DRAWING NO G-2273127 RESTRICTED TO —	
		PRODUCT SPEC 108-19483			
		APPLICATION SPEC 114-32127			
		WEIGHT			
MATERIAL —	FINISH —	CUSTOMER DRAWING			
				SCALE NTS	SHEET 1 OF 1
				REV A2	

# Mouser Electronics

Authorized Distributor

Click to View Pricing, Inventory, Delivery & Lifecycle Information:

[TE Connectivity:](#)

[1-2273127-3](#)