






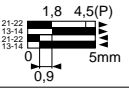
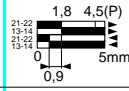
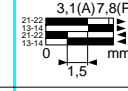
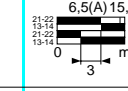
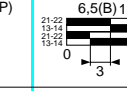
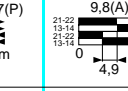


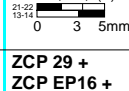
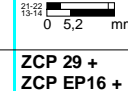
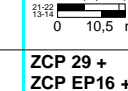
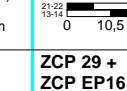
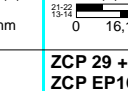

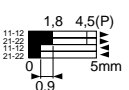
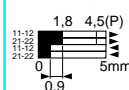

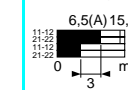
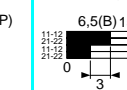
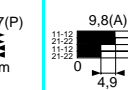

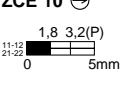
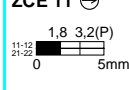
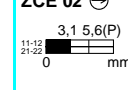
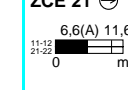
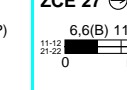
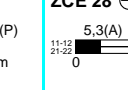

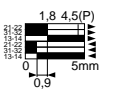
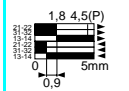
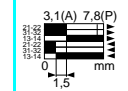
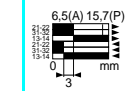
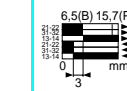
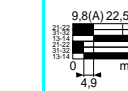

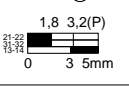
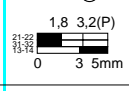
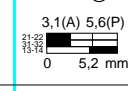
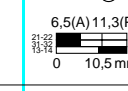
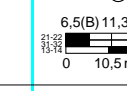
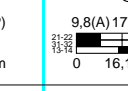







# Limit switches

Osiswitch® Universal, Osiconcept®  
Compact design, plastic, type XCK P  
Complete units with 1 ISO M16 x 1.5 cable entry

Type of head	Plunger (fixing by the body)						
	Form B (1)		Form C (1)		Form E (1)		
							
Type of operator	Metal end plunger	Metal end plunger with elastomer boot	Steel roller plunger	Thermoplastic roller lever plunger, horizontal actuation in 1 direction	Thermoplastic roller lever plunger, vertical actuation in 1 direction	Thermoplastic roller lever plunger, horiz. or vert. actuation in 1 direction	
<b>References (2) (3)</b>							
	2-pole N/C + N/O snap action (XE2S P2151)	XCK P2110P16 	XCK P2111P16 	XCK P2102P16 	XCK P2121P16 	XCK P2127P16 	XCK P2128P16 
	2-pole N/C + N/O break before make, slow break (XE2N P2151)	XCK P2510P16 	XCK P2511P16 	XCK P2502P16 	XCK P2521P16 	XCK P2527P16 	XCK P2528P16 
	2-pole N/C + N/C snap action (XE2S P2141)	ZCP 29 + ZCP EP16 + ZCE 10 	ZCP 29 + ZCP EP16 + ZCE 11 	ZCP 29 + ZCP EP16 + ZCE 02 	ZCP 29 + ZCP EP16 + ZCE 21 	ZCP 29 + ZCP EP16 + ZCE 27 	ZCP 29 + ZCP EP16 + ZCE 28 
	2-pole N/C + N/C simultaneous, slow break (XE2N P2141)	ZCP 27 + ZCP EP16 + ZCE 10 	ZCP 27 + ZCP EP16 + ZCE 11 	ZCP 27 + ZCP EP16 + ZCE 02 	ZCP 27 + ZCP EP16 + ZCE 21 	ZCP 27 + ZCP EP16 + ZCE 27 	ZCP 27 + ZCP EP16 + ZCE 28 
	3-pole N/C + N/C + N/O snap action (XE3S P2141)	ZCP 39 + ZCP EP16 + ZCE 10 	ZCP 39 + ZCP EP16 + ZCE 11 	ZCP 39 + ZCP EP16 + ZCE 02 	ZCP 39 + ZCP EP16 + ZCE 21 	ZCP 39 + ZCP EP16 + ZCE 27 	ZCP 39 + ZCP EP16 + ZCE 28 
	3-pole N/C + N/C + N/O break before make, slow break (XE3N P2141)	ZCP 37 + ZCP EP16 + ZCE 10 	ZCP 37 + ZCP EP16 + ZCE 11 	ZCP 37 + ZCP EP16 + ZCE 02 	ZCP 37 + ZCP EP16 + ZCE 21 	ZCP 37 + ZCP EP16 + ZCE 27 	ZCP 37 + ZCP EP16 + ZCE 28 
Weight (kg)	0.090	0.090	0.095	0.105	0.100	0.105	0.105
Contact operation	 contact closed  contact open		(A)(B) = cam displacement (P) = positive opening point		 N/C contact with positive opening operation		
<b>Characteristics</b>							
Switch actuation	On end			By 30° cam			
Type of actuation							
Maximum actuation speed	0.5 m/s			1 m/s			
Mechanical durability (in millions of operating cycles)	15			10		15	
Minimum force or torque	For tripping	15 N	12 N	6 N			
	For positive opening	45 N	36 N	18 N			
Cable entry (3)	1 entry tapped M16 x 1.5 mm for ISO cable gland, clamping capacity 4 to 8 mm						

(1) Form conforming to EN 50047, see page 31900/8.

(2) Switches with gold contacts or ring type connections: please consult our Regional Sales Office.

(3) For an entry tapped for a n° 11 cable gland, replace P16 in the reference by G11. Examples: XCK P2110P16 becomes XCK P2110G11, ZCP EP16 becomes ZCP EG11.

# Limit switches

Osiswitch® Universal, Osiconcept®  
Compact design, plastic, type XCK P  
Complete units with 1 ISO M16 x 1.5 cable entry

Type of head	Plunger (fixing by the head)		Rotary (fixing by the body)				Multi-directional
			Form A (1)				
Type of operator	M18 with metal end plunger	M18 with steel roller plunger	Thermoplastic roller lever	Variable length thermoplastic roller lever	Thermoplastic roller lever, Ø 50 mm	Variable length thermoplastic roller lever, Ø 50 mm	"Cat's whisker" (4)

References (2)							
	XCK P21H0P16 1.8 4.5(P) 5mm	XCK P21H2P16 3.1(A) 7.8(P) 1.5 mm	XCK P2118P16 25° 70°(P) 12° 90°	XCK P2145P16 25° 70°(P) 12° 90°	XCK P2139P16 25° 70°(P) 12° 90°	XCK P2149P16 25° 70°(P) 12° 90°	XCK P2106P16 20° 15°
	XCK P25H0P16 1.8 3.2(P) 5mm	XCK P25H2P16 3.1(A) 5.6(P) 5.2 mm	XCK P2518P16 25° 70°(P) 42° 90°	XCK P2545P16 25° 70°(P) 42° 90°	XCK P2539P16 25° 70°(P) 42° 90°	XCK P2549P16 25° 70°(P) 42° 90°	XCK P2506P16 20° 45°
	ZCP 29 + ZCP EP16 + ZCE H0 1.8 4.5(P) 5mm	ZCP 29 + ZCP EP16 + ZCE H2 3.1(A) 7.8(P) 1.5 mm	ZCP 29 + ZCP EP16 + ZCE 01 + ZCY 18 25° 70°(P) 12° 90°	ZCP 29 + ZCP EP16 + ZCE 01 + ZCY 45 25° 70°(P) 12° 90°	ZCP 29 + ZCP EP16 + ZCE 01 + ZCY 39 25° 70°(P) 12° 90°	ZCP 29 + ZCP EP16 + ZCE 01 + ZCY 49 25° 70°(P) 12° 90°	ZCP 29 + ZCP EP16 + ZCE 06 20° 15°
	ZCP 27 + ZCP EP16 + ZCE H0 1.8 3.2(P) 5mm	ZCP 27 + ZCP EP16 + ZCE H2 3.1 5.6(P) 5 mm	ZCP 27 + ZCP EP16 + ZCE 01 + ZCY 18 25° 70°(P) 0 90°	ZCP 27 + ZCP EP16 + ZCE 01 + ZCY 45 25° 70°(P) 0 90°	ZCP 27 + ZCP EP16 + ZCE 01 + ZCY 39 25° 70°(P) 0 90°	ZCP 27 + ZCP EP16 + ZCE 01 + ZCY 49 25° 70°(P) 0 90°	ZCP 27 + ZCP EP16 + ZCE 06 20° 0
	ZCP 39 + ZCP EP16 + ZCE H0 1.8 4.5(P) 5mm	ZCP 39 + ZCP EP16 + ZCE H2 3.1(A) 7.8(P) 1.5 mm	ZCP 39 + ZCP EP16 + ZCE 01 + ZCY 18 25° 70°(P) 12° 90°	ZCP 39 + ZCP EP16 + ZCE 01 + ZCY 45 25° 70°(P) 12° 90°	ZCP 39 + ZCP EP16 + ZCE 01 + ZCY 39 25° 70°(P) 12° 90°	ZCP 39 + ZCP EP16 + ZCE 01 + ZCY 49 25° 70°(P) 12° 90°	ZCP 39 + ZCP EP16 + ZCE 06 20° 15°
	ZCP 37 + ZCP EP16 + ZCE H0 1.8 3.2(P) 5 mm	ZCP 37 + ZCP EP16 + ZCE H2 3.1(A) 5.6(P) 5.2 mm	ZCP 37 + ZCP EP16 + ZCE 01 + ZCY 18 25° 70°(P) 12° 90°	ZCP 37 + ZCP EP16 + ZCE 01 + ZCY 45 25° 70°(P) 12° 90°	ZCP 37 + ZCP EP16 + ZCE 01 + ZCY 39 25° 70°(P) 12° 90°	ZCP 37 + ZCP EP16 + ZCE 01 + ZCY 49 25° 70°(P) 12° 90°	ZCP 37 + ZCP EP16 + ZCE 06 20° 0 45°
<b>Weight (kg)</b>	0.130	0.130	0.135	0.145	0.145	0.155	0.085
<b>Contact operation</b>	contact closed contact open		(A) = cam displacement (P) = positive opening point		⊕ N/C contact with positive opening operation		

Characteristics				
<b>Switch actuation</b>	On end	By 30° cam		By any moving part
<b>Type of actuation</b>				
<b>Maximum actuation speed</b>	0.5 m/s	1.5 m/s		1 m/s (any direct.)
<b>Mechanical durability</b>	10 million operating cycles			5 million op. cycles
<b>Minimum force or torque</b>	For tripping: 15 N For positive opening: 45 N	10 N 36 N	0.1 N.m 0.25 N.m	0.13 N.m -
<b>Cable entry (3)</b>	1 entry tapped M16 x 1.5 mm for ISO cable gland, clamping capacity 4 to 8 mm			

(1) Form conforming to EN 50047, see page 31900/8.  
 (2) Switches with gold contacts or ring type connections: please consult our Regional Sales Office.  
 (3) For an entry tapped for a n° 11 cable gland, replace P16 in the ref. by G11. Examples: XCK P21H0P16 becomes XCK P21H0G11, ZCP EP16 becomes ZCP EG11.  
 (4) Value taken with actuation by moving part at 100 mm from the fixings.

## Dimensions

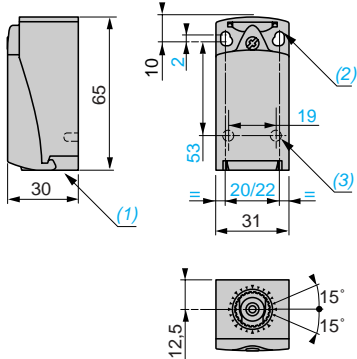
## Limit switches

Osiswitch® Universal, Osiconcept®

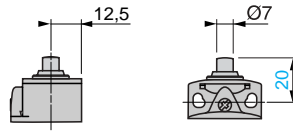
Compact design, plastic, type XCK P

Complete units with 1 ISO M16 x 1.5 cable entry

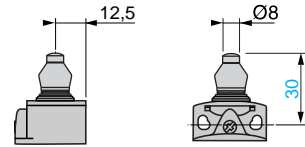
ZCP 2● + ZCP EP16 / ZCP 3● + ZCP EP16



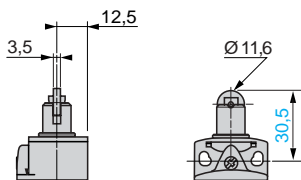
ZCE 10



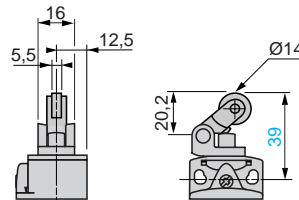
ZCE 11



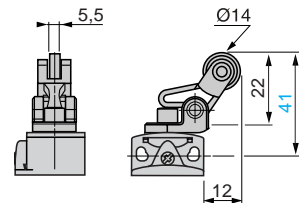
ZCE 02



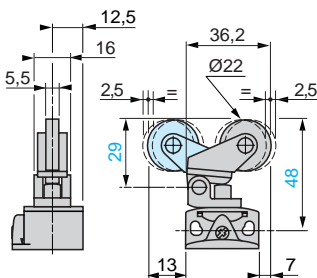
ZCE 21



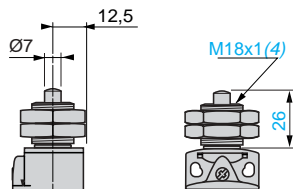
ZCE 27



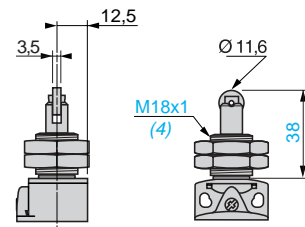
ZCE 28



ZCE H0



ZCE H2



- (1) Tapped entry for ISO M16 x 1.5 or Pg 11 cable gland.  
 (2) 2 elongated holes  $\varnothing 4.3 \times 6.3$  mm on 22 mm centres, 2 holes  $\varnothing 4.3$  on 20 mm centres.  
 (3) 2 x  $\varnothing 3$  holes for support studs, depth 4 mm.  
 (4) Fixing nut thickness 3.5 mm.

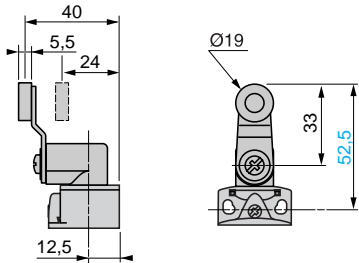
## Limit switches

Osiswitch® Universal, Osiconcept®

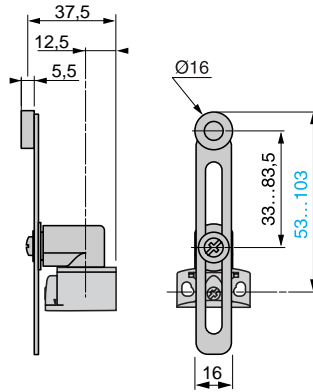
Compact design, plastic, type XCK P

Complete units with 1 ISO M16 x 1.5 cable entry

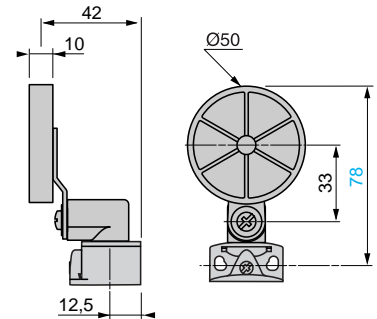
ZCE 01 + ZCY 18



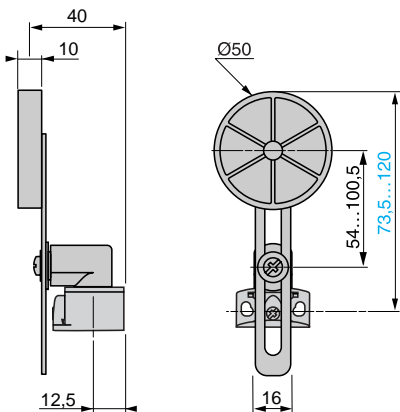
ZCE 01 + ZCY 45



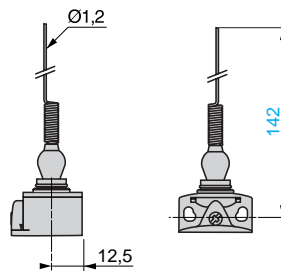
ZCE 01 + ZCY 39



ZCE 01 + ZCY 49



ZCE 06



# Mouser Electronics

Authorized Distributor

Click to View Pricing, Inventory, Delivery & Lifecycle Information:

[Schneider Electric:](#)

[XCKP2102P16](#)