

## PCB terminal block - MKDSP 1,5/ 3-5,08 - 1730133

Please be informed that the data shown in this PDF Document is generated from our Online Catalog. Please find the complete data in the user's documentation. Our General Terms of Use for Downloads are valid (<http://phoenixcontact.com/download>)

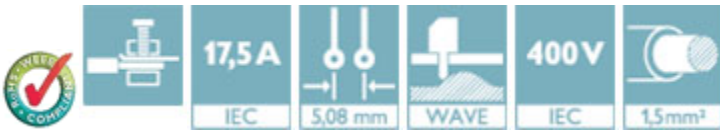
PCB terminal block, Nominal current: 17.5 A, Nom. voltage: 400 V, Pitch: 5.08 mm, Number of positions: 3, Connection method: Screw connection with tension sleeve, Mounting: Wave soldering, Conductor/PCB connection direction: 0 °, Color: green




The figure shows a 10-position version of the product

### Product Features

- With 2.3 mm Ø test connection
- Single-row PCB terminal blocks for conductor cross sections up to 1.5 mm<sup>2</sup>
- 5.0 or 5.08 mm pitch



### Key Commercial Data

Packing unit	1 pc
Minimum order quantity	50 pc
GTIN	 4 017918 026233
Weight per Piece (excluding packing)	4.47 g
Custom tariff number	85369010
Country of origin	Germany

### Technical data

#### Dimensions

Length	11.15 mm
Pitch	5.08 mm
Dimension a	10.16 mm
Constructional height	14 mm
Length of the solder pin	3.5 mm

## PCB terminal block - MKDSP 1,5/ 3-5,08 - 1730133

### Technical data

#### Dimensions

Pin dimensions	0,9 x 0,9 mm
Hole diameter	1.3 mm

#### General

Range of articles	MKDSP 1,5
Insulating material group	I
Rated surge voltage (III/3)	4 kV
Rated surge voltage (III/2)	4 kV
Rated surge voltage (II/2)	4 kV
Rated voltage (III/3)	250 V
Rated voltage (III/2)	400 V
Rated voltage (II/2)	630 V
Connection in acc. with standard	EN-VDE
Nominal current $I_N$	17.5 A
Nominal cross section	1.5 mm <sup>2</sup>
Maximum load current	22 A
Insulating material	PA
Solder pin surface	Sn
Flammability rating according to UL 94	V0
Internal cylindrical gage	A1
Stripping length	7 mm
Number of positions	3
Screw thread	M3
Tightening torque, min	0.5 Nm
Tightening torque max	0.6 Nm

#### Connection data

Conductor cross section solid min.	0.14 mm <sup>2</sup>
Conductor cross section solid max.	2.5 mm <sup>2</sup>
Conductor cross section flexible min.	0.14 mm <sup>2</sup>
Conductor cross section flexible max.	1.5 mm <sup>2</sup>
Conductor cross section flexible, with ferrule without plastic sleeve min.	0.25 mm <sup>2</sup>
Conductor cross section flexible, with ferrule without plastic sleeve max.	1.5 mm <sup>2</sup>
Conductor cross section flexible, with ferrule with plastic sleeve min.	0.25 mm <sup>2</sup>
Conductor cross section flexible, with ferrule with plastic sleeve max.	1.5 mm <sup>2</sup>
Conductor cross section AWG min.	26
Conductor cross section AWG max.	14
2 conductors with same cross section, solid min.	0.14 mm <sup>2</sup>

## PCB terminal block - MKDSP 1,5/ 3-5,08 - 1730133

### Technical data

#### Connection data

2 conductors with same cross section, solid max.	1 mm <sup>2</sup>
2 conductors with same cross section, stranded min.	0.14 mm <sup>2</sup>
2 conductors with same cross section, stranded max.	0.75 mm <sup>2</sup>
2 conductors with same cross section, stranded, ferrules without plastic sleeve, min.	0.25 mm <sup>2</sup>
2 conductors with same cross section, stranded, ferrules without plastic sleeve, max.	0.5 mm <sup>2</sup>
2 conductors with same cross section, stranded, TWIN ferrules with plastic sleeve, min.	0.5 mm <sup>2</sup>
2 conductors with same cross section, stranded, TWIN ferrules with plastic sleeve, max.	1 mm <sup>2</sup>

#### Standards and Regulations

Connection in acc. with standard	EN-VDE
	CSA
Flammability rating according to UL 94	V0

### Classifications

#### eCl@ss

eCl@ss 4.0	27141109
eCl@ss 4.1	27141109
eCl@ss 5.0	27141190
eCl@ss 5.1	27141190
eCl@ss 6.0	27261101
eCl@ss 7.0	27440401
eCl@ss 8.0	27440401
eCl@ss 9.0	27440401

#### ETIM

ETIM 3.0	EC001121
ETIM 4.0	EC002643
ETIM 5.0	EC002643

#### UNSPSC

UNSPSC 6.01	30211801
UNSPSC 7.0901	39121432
UNSPSC 11	39121432
UNSPSC 12.01	39121432
UNSPSC 13.2	39121432

# PCB terminal block - MKDSP 1,5/ 3-5,08 - 1730133

## Approvals

### Approvals


Approvals

CSA / SEV / CCA / IEC EE CB Scheme / EAC / EAC / cULus Recognized

Ex Approvals

Approvals submitted

### Approval details

CSA 		
	B	D
mm <sup>2</sup> /AWG/kcmil	28-14	28-14
Nominal current I <sub>N</sub>	10 A	10 A
Nominal voltage U <sub>N</sub>	300 V	300 V

SEV	
mm <sup>2</sup> /AWG/kcmil	2.5
Nominal current I <sub>N</sub>	22 A
Nominal voltage U <sub>N</sub>	250 V

CCA


IECEE CB Scheme 

EAC

EAC

## PCB terminal block - MKDSP 1,5/ 3-5,08 - 1730133

### Approvals

cULus Recognized 

### Accessories

#### Accessories

#### Bridge

Insertion bridge - EBP 2- 5 - 1733169



Insertion bridge, fully insulated, for connectors with 5.0 or 5.08 mm pitch, no. of positions: 2

#### Labeled terminal marker

Marker card - SK 5,08/3,8:FORTL.ZAHLEN - 0804293



Marker card, Card, white, labeled, Horizontal: Consecutive numbers 1 - 10, 11 - 20, etc. up to 91 - (99)100, Mounting type: Adhesive, for terminal block width: 5.08 mm, Lettering field: 5.08 x 3.8 mm

#### Screwdriver tools

Screwdriver - SZS 0,6X3,5 - 1205053



Actuation tool, for ST terminal blocks, insulated, also suitable for use as a bladed screwdriver, size: 0.6 x 3.5 x 100 mm, 2-component grip, with non-slip grip

#### Test plug terminal block

## PCB terminal block - MKDSP 1,5/ 3-5,08 - 1730133

### Accessories

Reducing plug - RPS - 0201647



Reducing plug, Color: gray

---

Test plugs - MPS-MT - 0201744



Test plugs, Color: silver

---

Test plugs - ST-MKDSP 3/5 - 1718207



Test plugs

---

Accessories - SPB 10-MKDSP - 1301355



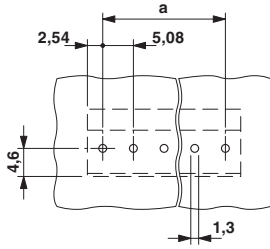
Accessories

---

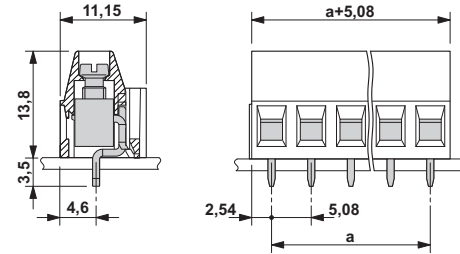
### Drawings

## PCB terminal block - MKDSP 1,5/ 3-5,08 - 1730133

Drilling diagram



Dimensional drawing



# Mouser Electronics

Authorized Distributor

Click to View Pricing, Inventory, Delivery & Lifecycle Information:

[Phoenix Contact:](#)

[1730133](#)