

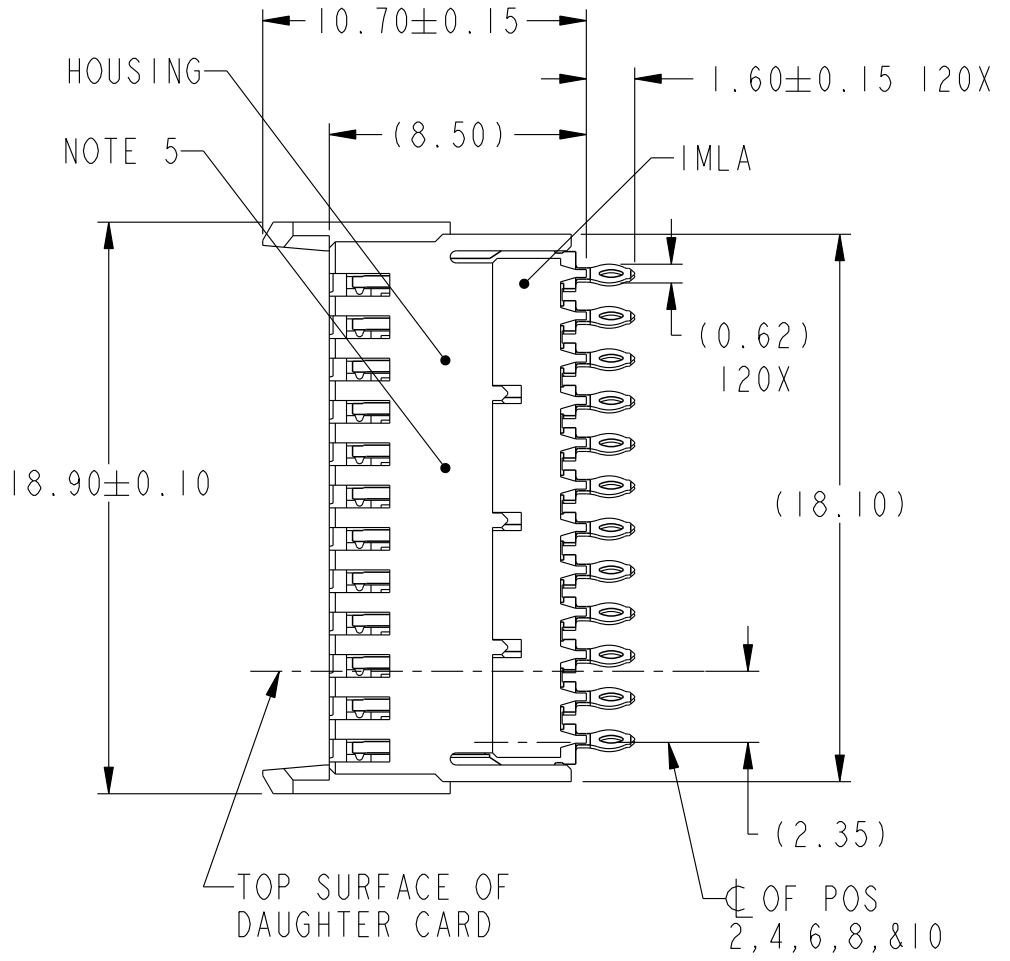
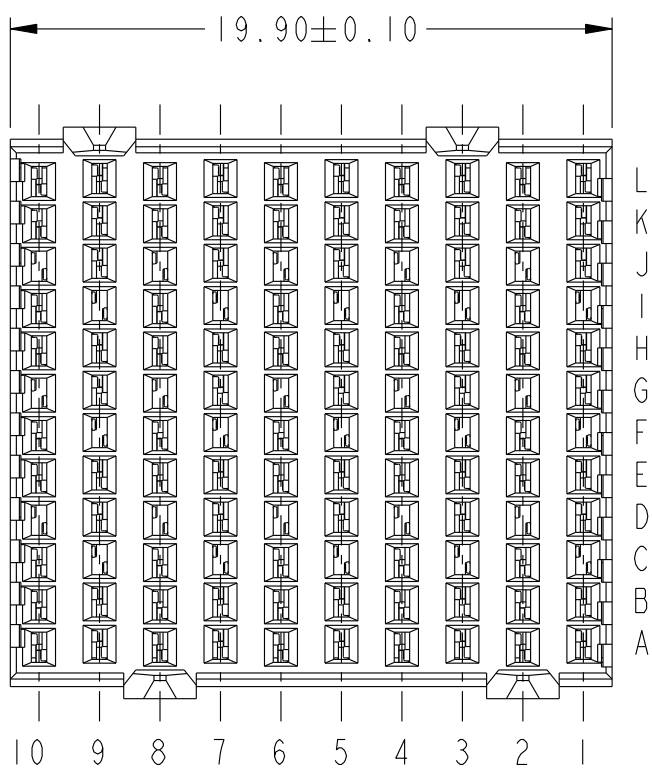
PRODUCT NUMBER  
SEE TABLE, SHEET 4

A

B

C

D



A

B

C

D



Copyright FCI.

rev	ecn no	dr	date
A	S07-0103	LS	2007-04-05
-	-	-	-
-	-	-	-
-	-	-	-
-	-	-	-
-	-	-	-

www.fciconnect.com		surface - ASME Y14.5	tolerance std - ASME Y14.5	projection	MM
		TOLERANCES UNLESS OTHERWISE SPECIFIED			Scale 4:1
Dr	T. HOUTZ	2005-06-30	ANGULAR	size A4	***
Eng	C. SHELLY	2005-06-30	LINEAR	ECN	***
Chr	C. H TAN	2007-04-05	0° ±°	Product family AirMax VS	Spec ref
Appr	JOEY NG	2007-04-05			
		AirMax VS VERT RECPT ASSY		dwg no 10028264	Rev. A
		PRESS-FIT, 120 POSITION, 20mm		CUSTOMER	sheet 1 of 4
		catalog no -			

REV F - 2006-04-17

1

2

3

4

A

B

C

D

A

B

C

D

2.00 TYP

ANTIPAD WIDTH=  
2.0-(TRACE+SPACE+TRACE)  
TYP

3.200  
TYP

1.40 TYP

0.10 TYP

SEE NOTE 9  
⊕ 0.10  
ALL HOLES

DETAIL A  
SCALE 4:1

DIM B

DIM A

(19.90)

NOMINAL OUTLINE  
OF CONNECTOR

TOP SURFACE OF  
DAUGHTER CARD

(1.80)

(18.90)

(2.35)

⊕ OF POS  
2, 4, 6, 8, & 10

(2.25)  
⊕ OF POS  
1, 3, 5, 7, & 9

DETAIL A

RECOMMENDED PCB LAYOUT  
FOR DIFFERENTIAL APPLICATIONS,  
COMPONENT SIDE  
(TWO ADJACENT FOOTPRINTS SHOWN)  
NOTES 6 & 7

ADJACENT HEADER WIDTHS	DIM A	DIM B
20MM/20MM	2.00	20.00
20MM/22MM	3.00	21.00
22MM/22MM	4.00	22.00



title AirMax VS VERT RECPT ASSY  
PRESS-FIT, 120 POSITION, 20mm  
catalog no -

dwg no 10028264  
Rev. A  
CUSTOMER sheet 2 of 4



1

2

3

4

A

B

C

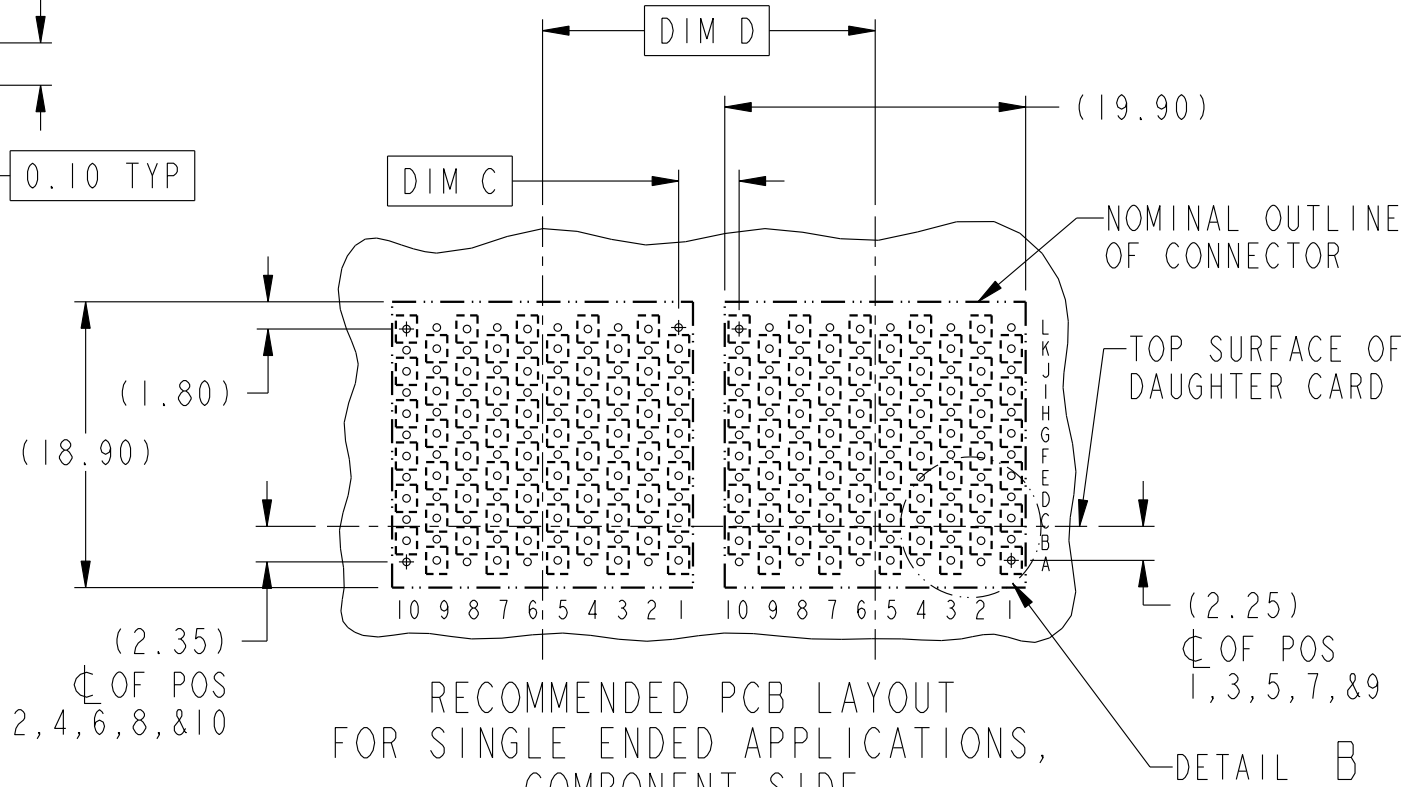
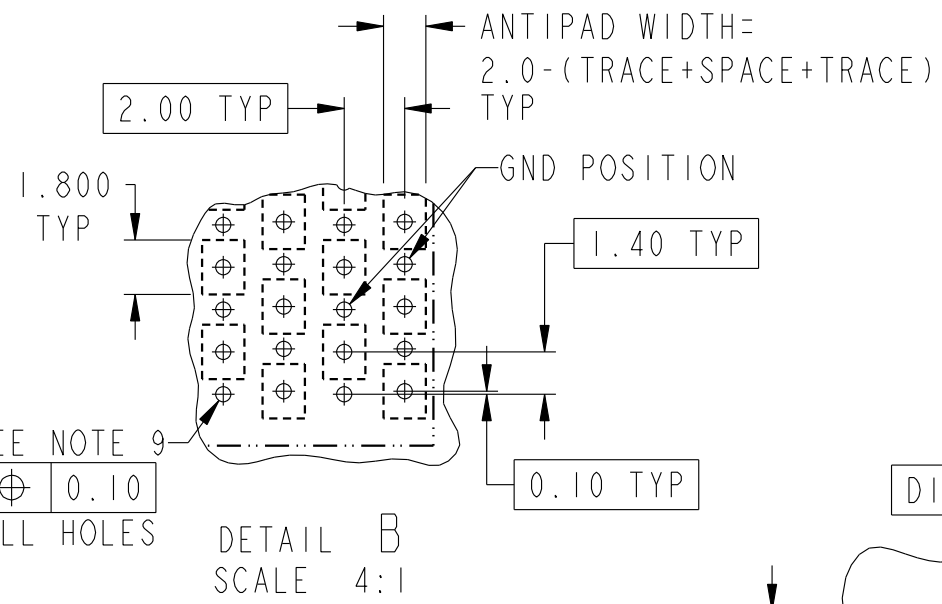
D

A

B

C

D



RECOMMENDED PCB LAYOUT  
 FOR SINGLE ENDED APPLICATIONS,  
 COMPONENT SIDE  
 (TWO ADJACENT FOOTPRINTS SHOWN)  
 NOTES 6 & 7

ADJACENT HEADER WIDTHS	DIM C	DIM D
20MM/20MM	2.00	20.00
20MM/22MM	3.00	21.00
22MM/22MM	4.00	22.00



title AirMax VS VERT RECPT ASSY PRESS-FIT, 120 POSITION, 20mm catalog no	dwg no 10028264	Rev. A
CUSTOMER		sheet 3 of 4

REV F - 2006-04-17

2

PDM: Rev:A

STATUS: Released

Printed: Nov 30, 2010

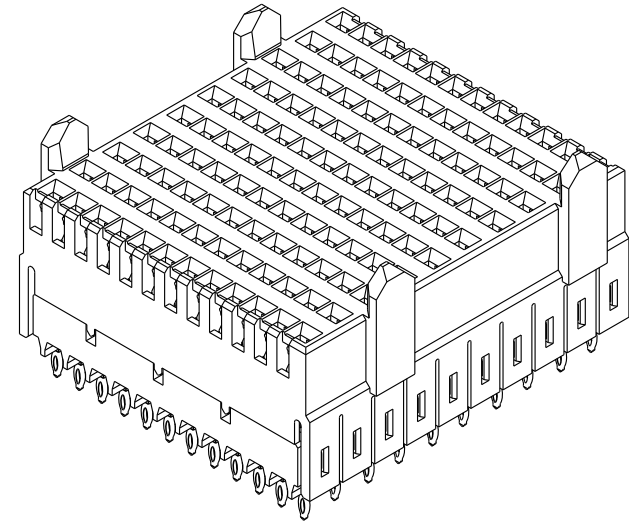


Copyright FCI.

PART NUMBER	PRESS-FIT TAIL PLATING TYPE
10028264-101	TIN/LEAD ALLOY OVER NICKEL
10028264-101LF	TIN OVER NICKEL (LEAD FREE)

NOTES:

1. CONNECTOR MATERIALS:  
HOUSING: HIGH TEMP THERMOPLASTIC, NATURAL, UL94V-0  
IMLA PLASTIC: HIGH TEMP THERMOPLASTIC, BLACK, UL94V-0  
CONTACT: COPPER ALLOY
2. CONTACT PLATING:  
SEPARABLE INTERFACE:  
PERFORMANCE-BASED PLATING, QUALIFIED TO MEET THE REQUIREMENTS OF FCI PRODUCT SPECIFICATION GS-12-239, INCLUDING TELCORDIA GR-1217-CORE (NOVEMBER 1995) CENTRAL OFFICE.  
PRESS-FIT TAILS: SEE TABLE
3. PRODUCT SPECIFICATION: GS-12-239
4. APPLICATION SPECIFICATION: GS-20-035
5. PRODUCT MARKING, (PART NUMBER & LOT CODE), ON THIS SURFACE
6. REFER TO CUSTOMER DRAWING 10035911 FOR INFORMATION REGARDING PCB LAYOUT OF POWER AND GUIDE MODULES RELATIVE TO SIGNAL MODULES
7. POSITION F OF ODD NUMBERED COLUMNS AND POSITION G OF EVEN NUMBERED COLUMNS CORRESPOND TO EARLY MATE HEADER PINS
8. THERE IS NO GROUND BUSSING WITHIN THE CONNECTOR SYSTEM
9. SEE CUSTOMER DRAWING 10045979 FOR INFORMATION ON PCB HOLE DIAMETER AND PLATING OPTIONS
10. THIS PRODUCT MEETS EUROPEAN UNION DIRECTIVES AND OTHER COUNTRY REGULATIONS AS DESCRIBED IN GS-22-008
11. THE HOUSING WILL WITHSTAND EXPOSURE TO 260°C PEAK TEMPERATURE FOR 40 SECONDS IN A CONVECTION, INFRA-RED OR VAPOR PHASE REFLOW OVEN
12. PACKAGING MEETS GS-14-920 LEAD FREE LABELING SPECIFICATION



Copyright FCI.

	TITLE AirMax VS VERT RECPT ASSY PRESS-FIT, 120 POSITION, 20mm	DWG NO 10028264	REV. A
	CATALOG NO -	CUSTOMER	SHEET 4 OF 4

# Mouser Electronics

Authorized Distributor

Click to View Pricing, Inventory, Delivery & Lifecycle Information:

[FCI / Amphenol:](#)

[10028264-101LF](#)