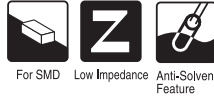


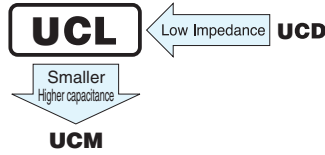
ALUMINUM ELECTROLYTIC CAPACITORS

UCL

Chip Type, Low Impedance



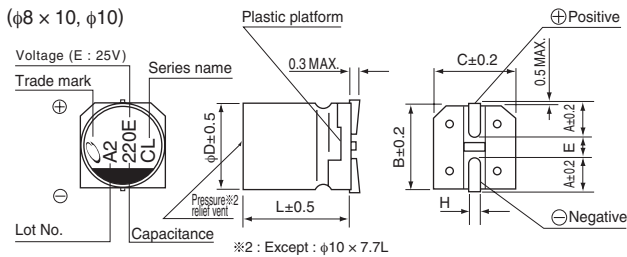
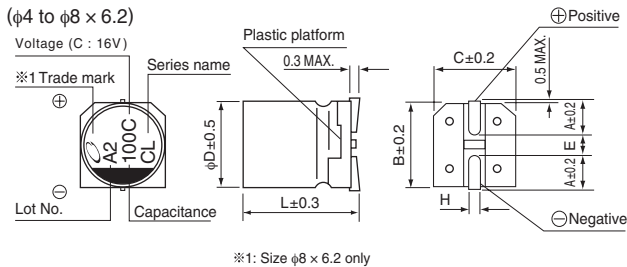
- Chip type, low impedance, temperature range up to +105°C.
- Applicable to automatic mounting machine fed with carrier tape.
- Compliant to the RoHS directive (2011/65/EU,(EU)2015/863).
- AEC-Q200 compliant. Please contact us for details.



Specifications

Item	Performance Characteristics						
Category Temperature Range	- 55 to +105°C						
Rated Voltage Range	6.3 to 50V						
Rated Capacitance Range	10 to 2200μF						
Capacitance Tolerance	± 20% at 120Hz, 20°C						
Leakage Current	After 2 minutes' application of rated voltages at 20°C, leakage current is not more than 0.01 CV or 3 (μA), whichever is greater.						
Tangent of loss angle (tan δ)	Measurement frequency : 120Hz at 20°C						
	Rated voltage (V)	6.3	10	16	25	35	50
Stability at Low Temperature	Measurement frequency : 120Hz						
	Rated voltage (V)	6.3	10	16	25	35	50
	Impedance ratio Z-25°C / Z+20°C	2	2	2	2	2	2
	tan δ (MAX.)	0.26	0.19	0.16	0.14	0.12	0.10
Endurance	The specifications listed at right shall be met when the capacitors are restored to 20°C after the rated voltage is applied for 2000 hours at 105°C.		Capacitance Change		Within ± 30% of the initial capacitance value		
			tan δ		200% or less than the initial specified value		
			Leakage current		Less than or equal to the initial specified value		
Shelf Life	After storing the capacitors under no load at 105°C for 1000 hours and then performing voltage treatment based on JIS C 5101-4 clause 4.1 at 20°C, they shall meet the specified values for the endurance characteristics listed above.						
Resistance to soldering heat	The capacitors are kept on a hot plate for 30 seconds, which is maintained at 250°C. The capacitors shall meet the characteristic requirements listed at right when they are removed from the plate and restored to 20°C .		Capacitance Change		Within ± 10% of the initial capacitance value		
			tan δ		Less than or equal to the initial specified value		
			Leakage current		Less than or equal to the initial specified value		
Marking	Black print on the case top.						

Chip Type

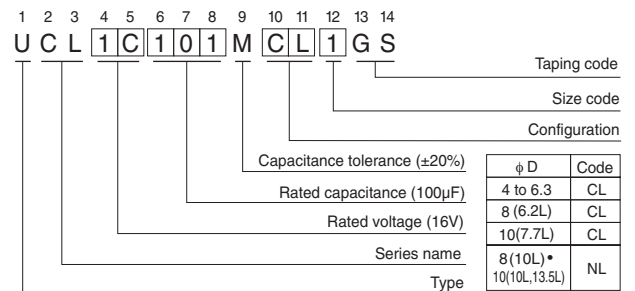


Voltage

V	6.3	10	16	25	35	50
Code	j	A	C	E	V	H

• Dimension table in next page.

Type numbering system (Example : 16V 100μF)



(mm)

φD × L	4 × 5.8	5 × 5.8	6.3 × 5.8	6.3 × 7.7	8 × 6.2	8 × 10	10 × 7.7	10 × 10	10 × 13.5
A	1.8	2.1	2.4	2.4	3.3	2.9	3.2	3.2	3.2
B	4.3	5.3	6.6	6.6	8.3	8.3	10.3	10.3	10.3
C	4.3	5.3	6.6	6.6	8.3	8.3	10.3	10.3	10.3
E	1.0	1.3	2.2	2.2	2.3	3.1	4.5	4.5	4.5
L	5.8	5.8	5.8	7.7	6.2	10	7.7	10	13.5
H	0.5 to 0.8	0.5 to 0.8	0.5 to 0.8	0.5 to 0.8	0.5 to 0.8	0.8 to 1.1	0.8 to 1.1	0.8 to 1.1	0.8 to 1.1

■ Dimensions

Cap. (μF)	V	Code	6.3			10			16			25			35			50											
			0J			1A			1C			1E			1V			1H											
10	100								4 × 5.8	0.85	160	4 × 5.8	0.85	160	● 4 × 5.8	0.85	160	5 × 5.8	0.36	240									
22	220		4 × 5.8	0.85	160	4 × 5.8	0.85	160	● 4 × 5.8	0.85	160	5 × 5.8	0.36	240	5 × 5.8	0.36	240	5 × 5.8	0.36	240									
33	330					● 4 × 5.8	0.85	160							● 5 × 5.8	0.36	240	6.3 × 5.8	0.26	300	6.3 × 5.8	0.26	300						
47	470		● 4 × 5.8	0.85	160	5 × 5.8	0.36	240	6.3 × 5.8	0.26	300	● 5 × 5.8	0.36	240	6.3 × 5.8	0.26	300	6.3 × 5.8	0.26	300	6.3 × 5.8	0.26	300						
68	680								6.3 × 5.8	0.26	300	6.3 × 5.8	0.26	300	6.3 × 5.8	0.26	300	6.3 × 7.7	0.16	600	6.3 × 7.7	0.16	600						
100	101		● 5 × 5.8	0.36	240	6.3 × 5.8	0.26	300	6.3 × 5.8	0.26	300	6.3 × 7.7	0.16	600	● 6.3 × 7.7	0.16	600	● 8 × 6.2	0.18	500	● 6.3 × 7.7	0.16	600	8 × 10	0.18	670			
150	151		6.3 × 5.8	0.26	300	6.3 × 5.8	0.26	300	6.3 × 7.7	0.16	600	8 × 10	0.08	850	● 10 × 7.7	0.10	850	8 × 10	0.08	850	● 10 × 7.7	0.10	850	8 × 10	0.08	850			
220	221		6.3 × 5.8	0.26	300	6.3 × 7.7	0.16	600	● 8 × 6.2	0.18	500	6.3 × 7.7	0.16	600	● 8 × 6.2	0.18	500	8 × 10	0.08	850	● 10 × 7.7	0.10	850	● 10 × 7.7	0.10	850	10 × 10	0.12	900
330	331		6.3 × 7.7	0.16	600	● 8 × 6.2	0.18	500	8 × 10	0.08	850	● 10 × 7.7	0.10	850	8 × 10	0.08	850	● 10 × 7.7	0.10	850	8 × 10	0.08	850	10 × 10	0.06	1190			
390	391																	10 × 10	0.08	850									
470	471		8 × 10	0.08	850	● 10 × 7.7	0.10	850	8 × 10	0.08	850	● 10 × 7.7	0.10	850	● 10 × 7.7	0.10	850	10 × 10	0.06	1190	10 × 13.5	0.06	1190						
560	561														10 × 10	0.08	850												
680	681					8 × 10	0.08	850				10 × 10	0.06	1190	10 × 13.5	0.06	1190												
820	821											10 × 10	0.08	850															
1000	102		8 × 10	0.08	850				10 × 10	0.06	1190	10 × 13.5	0.06	1190															
1200	122								10 × 10	0.08	850																		
1500	152		10 × 10	0.06	1190				10 × 13.5	0.06	1190																		
1800	182		10 × 10	0.08	850																								
2200	222		10 × 13.5	0.06	1190																								
																	Case size	Impedance	Rated ripple										
																	φD × L	(mm)											

Max. Impedance (Ω) at 20°C 100kHz, Rated ripple current (mA rms) at 105°C 100kHz

●: In this case, [6] will be put at 12th digit of type numbering system.

● Frequency coefficient of rated ripple current

Frequency	50Hz	120Hz	300Hz	1kHz	10kHz or more
Coefficient	0.35	0.50	0.64	0.83	1.00

- Taping specifications are given in page 23.
- Recommended land size, soldering by reflow are given in page 18, 19.
- Please refer to page 3 for the minimum order quantity.

Mouser Electronics

Authorized Distributor

Click to View Pricing, Inventory, Delivery & Lifecycle Information:

Nichicon:

[UCJ1V470MCL1GS](#) [UCL1C221MCL6GS](#) [UCL1E101MCL6GS](#) [UCL0J222MNL1GS](#) [UCL0J331MCL6GS](#)
[UCL0J471MCL6GS](#) [UCL1A152MNL1GS](#) [UCL1A221MCL6GS](#) [UCL1A331MCL6GS](#) [UCL1A471MCL6GS](#)
[UCL1C102MNL1GS](#) [UCL1C331MCL6GS](#) [UCL1C471MCL6GS](#) [UCL1E151MCL6GS](#) [UCL1E221MCL6GS](#)
[UCL1E681MNL1GS](#) [UCL1V100MCL1GS](#) [UCL1V151MCL6GS](#) [UCL1V221MCL6GS](#) [UCL1V471MNL1GS](#)
[UCL0J101MCL1GS](#) [UCL0J101MCL6GS](#) [UCL0J102MNL1GS](#) [UCL0J152MNL1GS](#) [UCL0J182MNL1GS](#)
[UCL0J220MCL1GS](#) [UCL0J221MCL1GS](#) [UCL0J331MCL1GS](#) [UCL0J470MCL1GS](#) [UCL0J470MCL6GS](#)
[UCL0J471MNL1GS](#) [UCL1A102MNL1GS](#) [UCL1A122MNL1GS](#) [UCL1A151MCL1GS](#) [UCL1A220MCL1GS](#)
[UCL1A221MCL1GS](#) [UCL1A330MCL1GS](#) [UCL1A330MCL6GS](#) [UCL1A331MNL1GS](#) [UCL1A470MCL1GS](#)
[UCL1A471MNL1GS](#) [UCL1A681MNL1GS](#) [UCL1C100MCL1GS](#) [UCL1C101MCL1GS](#) [UCL1C101MCL6GS](#)
[UCL1C151MCL1GS](#) [UCL1C220MCL1GS](#) [UCL1C220MCL6GS](#) [UCL1C221MCL1GS](#) [UCL1C331MNL1GS](#)
[UCL1C470MCL1GS](#) [UCL1C470MCL6GS](#) [UCL1C471MNL1GS](#) [UCL1C680MCL1GS](#) [UCL1C681MNL1GS](#)
[UCL1C821MNL1GS](#) [UCL1E100MCL1GS](#) [UCL1E101MCL1GS](#) [UCL1E151MNL1GS](#) [UCL1E220MCL1GS](#)
[UCL1E221MNL1GS](#) [UCL1E330MCL1GS](#) [UCL1E330MCL6GS](#) [UCL1E331MNL1GS](#) [UCL1E470MCL1GS](#)
[UCL1E471MNL1GS](#) [UCL1E561MNL1GS](#) [UCL1E680MCL1GS](#) [UCL1V100MCL6GS](#) [UCL1V101MCL6GS](#)
[UCL1V101MNL1GS](#) [UCL1V151MNL1GS](#) [UCL1V220MCL1GS](#) [UCL1V221MNL1GS](#) [UCL1V330MCL1GS](#)
[UCL1V331MNL1GS](#) [UCL1V391MNL1GS](#) [UCL1V470MCL1GS](#) [UCL1H221MNL1GS](#) [UCL1H101MNL1GS](#)
[UCL1A101MCL1GS](#)