

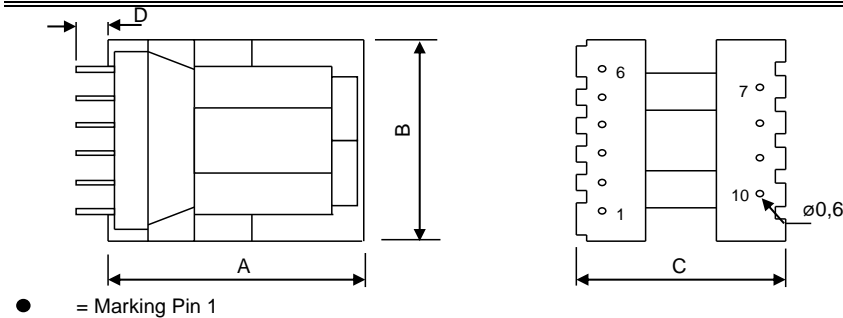
Spezifikation für Freigabe / specification for release

Kunde / customer :
 Artikelnummer / part number : **749118205**
 Bezeichnung : **Netzteil-Übertrager WE-UNIT**
 description : **Off-line transformer WE-UNIT**



DATUM / DATE : 2009-08-10

A Mechanische Abmessungen / dimensions :

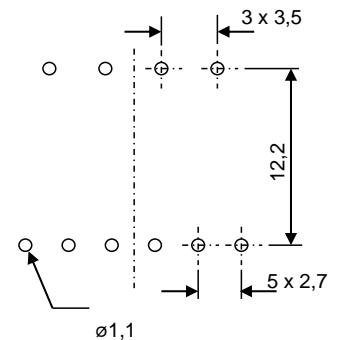


| | E16 | |
|---|------------------|----|
| A | 18,0 max. | mm |
| B | 18,0 max. | mm |
| C | 16,5 max. | mm |
| D | 5,0 ± 0,5 | mm |
| | | |
| | | |
| | | |
| | | |

B Elektrische Eigenschaften / electrical properties :

| Eigenschaften / properties | Testbedingungen / test conditions | | Wert / value | Einheit / unit | tol. |
|-----------------------------------------------------|--------------------------------------------|-----------|-------------------|----------------|-------------|
| Induktivität / inductance | 10 kHz / 0,1 V | L_0 | 0.9 | mH | ±10% |
| Windungszahlverhältnis / turns ratio | W1 : W2 : W3 | TR | 19 : 1 : 1 | | ±3% |
| DC-Widerstand W1 / DC-resistance W1 | @ 20°C | R_{DC1} | 4.3 | Ω | max. |
| DC-Widerstand W2 / DC-resistance W2 | @ 20°C | R_{DC2} | 26 | m Ω | max. |
| DC-Widerstand W3 / DC-resistance W3 | @ 20°C | R_{DC3} | 26 | m Ω | max. |
| Sättigungsstrom Primär / saturation current primary | dL/L < 10% | I_{sat} | 0.85 | A | typ. |
| Streuinduktivität / leakage inductance | 10 kHz / 0,1V W2, W3 kurz | L_s | 175 | μ H | max. |
| Hochspannung / hipot test | 3mA, 1s W1, Screen => W2, W3 | HV | 4.0 | kV | |
| Hochspannung / hipot test | 3mA, 1s W2 => W3 | HV | 1.5 | kV | max. |

C Lötpad / soldering spec. :



D Prüfgeräte / test equipment :

WK3260B für / for L und / and R

E Testbedingungen / test conditions :

Luftfeuchtigkeit / humidity: 33%
 Umgebungstemperatur / temperature: +20°C

F Werkstoffe & Zulassungen / material & approvals :

Basismaterial / base material: Ferrit/ ferrite
 Spulenkörper / Bobbin: UL-V0
 Draht / wire:
 Kontaktmaterial / contact plating: Cu-Ni-Sn
 Tränklack / Varnish: V1630FS or equiv.

G Eigenschaften / general specifications :

Betriebstemp. / operating temperature: -40°C - + 125°C
 Umgebungstemp. / ambient temperature: -40°C - + 85°C
 It is recommended that the temperature of the part does not exceed 125°C under worst case operating conditions.
 Schaltfrequenz / Switching frequency: 132 kHz
 Bauteil für Netzanwendung / Off-line transformer

| | | | |
|-------------------------------------|--------------------------|------|--------------------------------------|
| Freigabe erteilt / general release: | Kunde / customer | | |
| | | | |
| Datum / date | Unterschrift / signature | | |
| | Würth Elektronik | TBr | Version 3 2009-08-10 |
| | | KSc | Version 2 2009-02-03 |
| | | TBr | Version 1 2006-07-26 |
| Geprüft / checked | Kontrolliert / approved | Name | Änderung / modification Datum / date |

Würth Elektronik eiSos GmbH & Co.KG

D-74638 Waldenburg · Max-Eyth-Straße 1 · 3 · Germany · Telefon (+49) (0) 7942 - 945 - 0 · Telefax (+49) (0) 7942 - 945 - 400
<http://www.we-online.com>

Spezifikation für Freigabe / specification for release

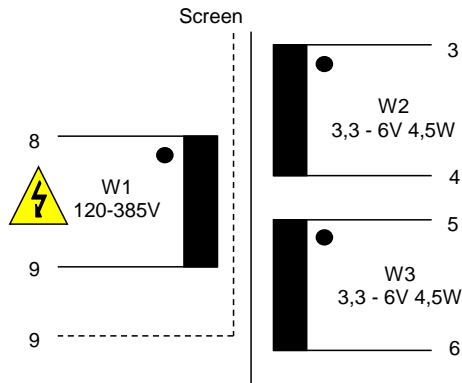
Kunde / customer :
 Artikelnummer / part number : **749118205**
 Bezeichnung : **Netzteil-Übertrager WE-UNIT**
 description : **Off-line transformer WE-UNIT**



WÜRTH ELEKTRONIK

DATUM / DATE : 2009-08-10

H Schaltbild / Schematics



| | | | | |
|-------------------------------------|--------------------------|------|-------------------------|--------------|
| Freigabe erteilt / general release: | Kunde / customer | | | |
| Datum / date | Unterschrift / signature | | | |
| | Würth Elektronik | TBr | Version 3 | 2009-08-10 |
| | | KSc | Version 2 | 2009-02-03 |
| Geprüft / checked | Kontrolliert / approved | TBr | Version 1 | 2006-07-26 |
| | | Name | Änderung / modification | Datum / date |

This electronic component has been designed and developed for usage in general electronic equipment. Before incorporating this component into any equipment where higher safety and reliability is especially required or if there is the possibility of direct damage or injury to human body, for example in the range of aerospace, aviation, nuclear control, submarine, transportation, (automotive control, train control, ship control), transportation signal, disaster prevention, medical, public information network etc, Würth Elektronik eiSos GmbH must be informed before the design-in stage. In addition, sufficient reliability evaluation checks for safety must be performed on every electronic component which is used in electrical circuits that require high safety and reliability functions or performance.

Würth Elektronik eiSos GmbH & Co.KG

D-74638 Waldenburg · Max-Eyth-Straße 1 - 3 · Germany · Telefon (+49) (0) 7942 - 945 - 0 · Telefax (+49) (0) 7942 - 945 - 400
<http://www.we-online.com>

Mouser Electronics

Authorized Distributor

Click to View Pricing, Inventory, Delivery & Lifecycle Information:

[Wurth Electronics:](#)

[749118205](#)