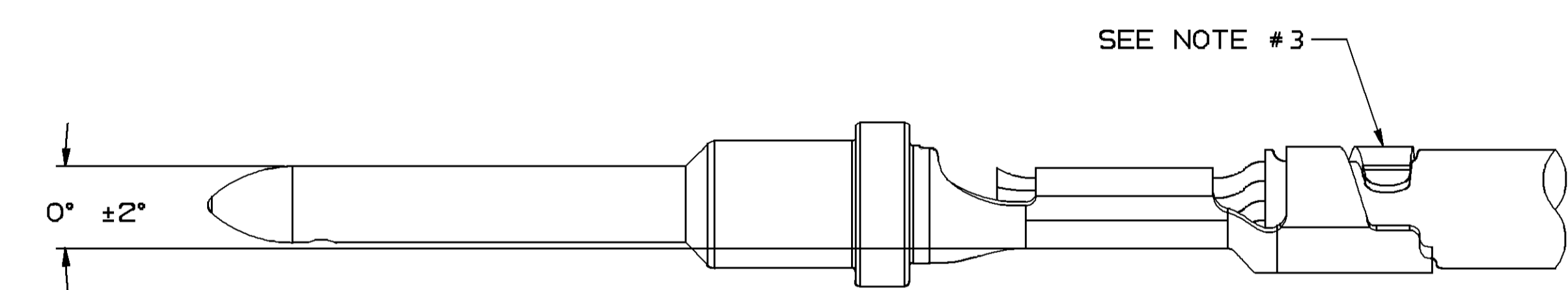
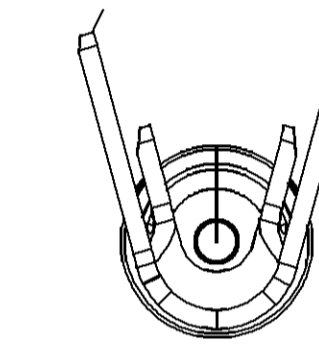
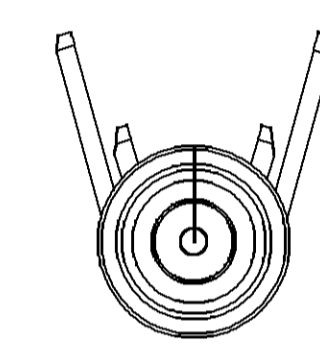
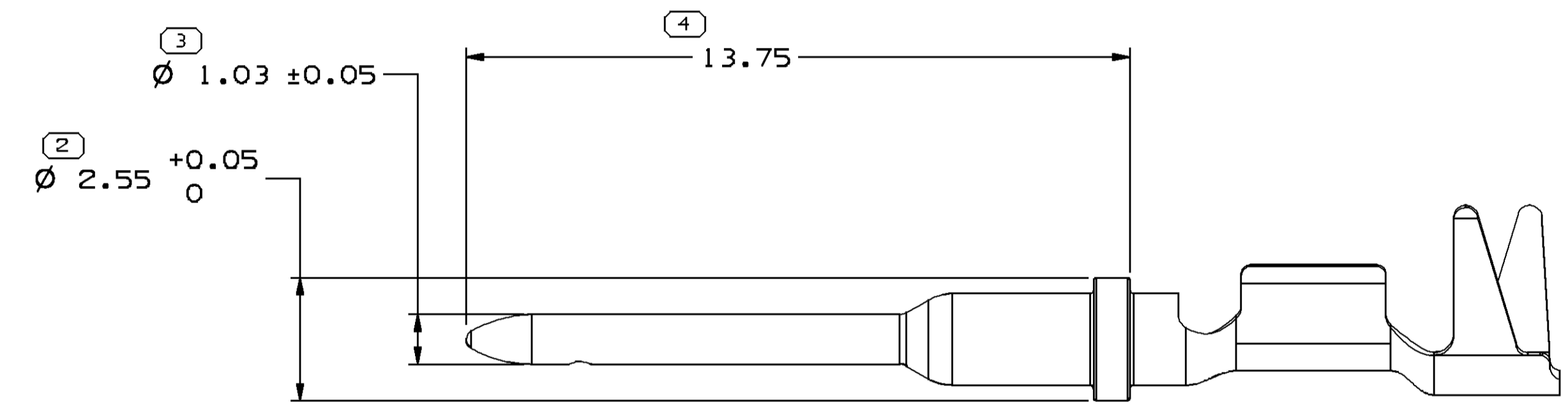
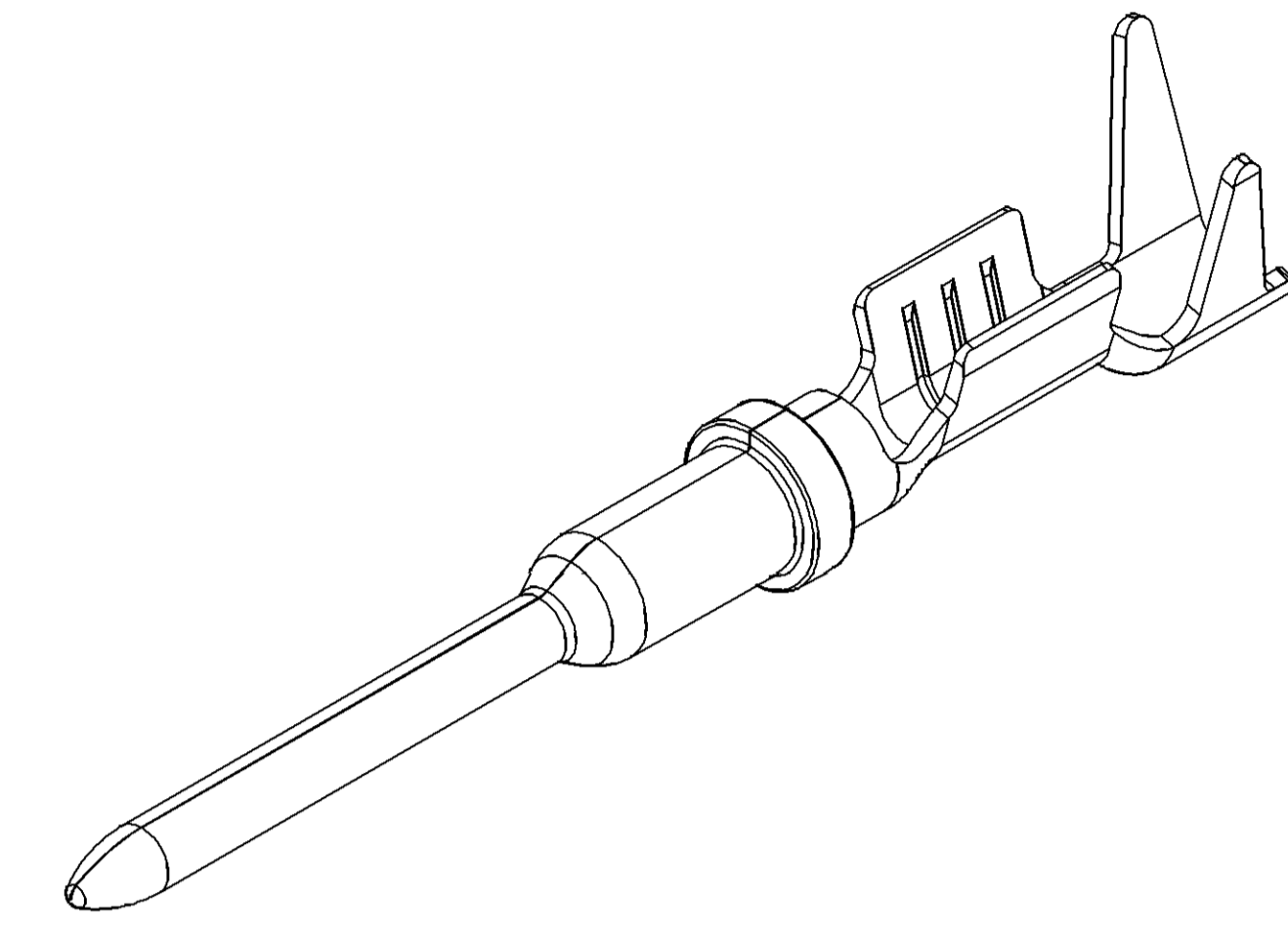
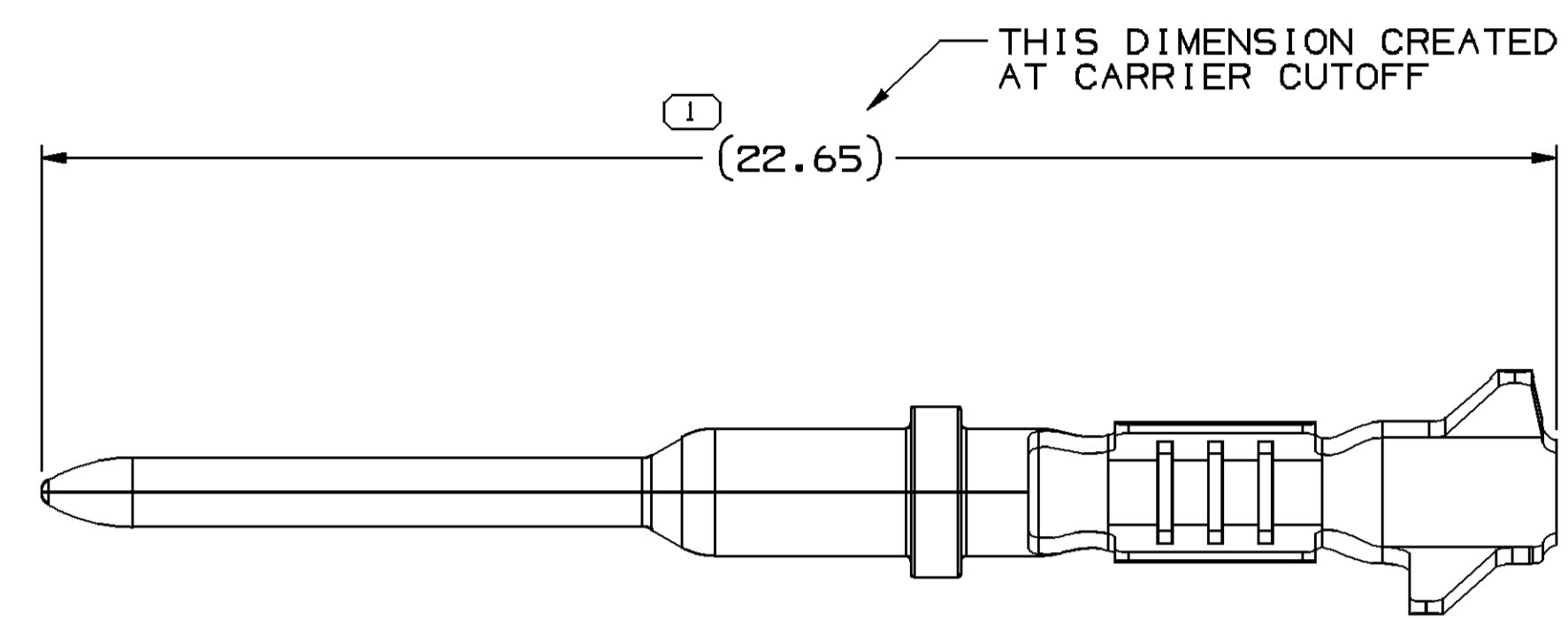


SYMBOL DEFINITION		MISSING SYMBOLS	
A DIMENSION WITHOUT AN INSPECTION REPORT SYMBOL DOES NOT REQUIRE INSPECTION. IT MAY BE CONTROLLED ON THE INDIVIDUAL COMPONENT DRAWING.	TOTAL NO OF INSPECTIONS REQUIRED	NO MISSING SYMBOL NUMBER	
	4		
	LAST NO. USED		
	4		

DWG STATUS				REVISION HISTORY				AUTH		DR		APVD	
DATE	STG	REV	N/P	CHG	ZONE								
21AUB8	R	01	-	-		13654423, 13654424, 13663723, 13663724, 13711542, 13711543, 13711544 & 13711545 RELEASED	401820	END	END	RP			
18SE09	R	02	-	-		ALL PARTS - DIM #1 WAS 22.6, DIM #4 WAS 13.7, DIM #2 TOL WAS +0.15/0	408870	MRF	MRF	PGD			
300C09	R	03	-	-		ALL PARTS - ADDED NOTE #4 OF LUBRICATION	409311	FKV	FKV	PGD			



CRIMPED TERMINAL AND CABLE ALIGNMENT

NOTES

- UNLESS OTHERWISE SPECIFIED AND/OR INDICATED: DIMENSIONS ARE TO FACE OF VIEW SHOWN AND AUTOMATICALLY ROUNDED BY COMPUTER FOR INSPECTION (SEE MATH MODEL FOR PRECISE DIMENSIONS). FOR ALL OTHER DIMENSIONS NOT SHOWN BUT REQUIRED FOR TOOL BUILD, SEE MATH MODEL FOR PRECISE TOOL PATH DATA. ALL RADII 0.2
- MAXIMUM CURRENT CAPACITY IS TBD AMPS AT TBD °C AMBIENT TEMPERATURE.
- TERMINAL INSULATION CRIMP NOT TO EXCEED $\phi 4$.
- TERMINAL MUST BE MADE BY APPLYING NYE 1480 LUBE OIL OR EQUIVALENT (PREFERRED WITH A FLUORESCENT TRACE ADDED). AFTER STAMPING (OR FINAL PROCESS PRIOR TO SHIPPING), NYE 1480 MUST BE PRESENT ON THE MATING INTERFACE AREA AND ON THE OUTSIDE SURFACE OF THE CORE CRIMP WINGS. THE RECOMMENDED APPLICATION METHOD UTILIZES A QUANTITY OF 0.75 GALLONS MINIMUM PER 1 MILLION TERMINALS. ANY OTHER LUBRICANT MUST BE APPROVED BY DELPHI CONNECTION SYSTEMS PRODUCT ENGINEERING. THE NYE 1480 OIL CAN ALSO BE APPLIED DURING THE STAMPING OPERATION AT A RATE OF 50% NYE 1480 AND 50% FIN LUBE 177 (SUPPLIED BY PPG).

MATERIAL NOTES:

TERMINAL : COPPER ALLOY - 0.254 THK

PART NO	STG	REV	N/P	STATUS	CONTACT PLATING	SIZE (MMF)	I.D.	DIA ± 0.08	MATING TERMINAL
13711545	R	01	AB		GOLD	0.75-1.0	17T	1.60-2.25	13711549
13711544	R	01	AB		NICKEL	0.75-1.0	17T	1.60-2.25	13711548
13711543	R	01	AB		GOLD	0.35-0.50	21T	1.25-1.80	13711547
13711542	R	01	AB		NICKEL	0.35-0.50	21T	1.25-1.80	13711546
13663724	R	01	AB		GOLD	0.75-1.0	17	2.05-2.78	13663728
13663723	R	01	AB		NICKEL	0.75-1.0	17	2.05-2.78	13663727
13654424	R	01	AB		GOLD	0.35-0.50	21	1.80-2.51	13654422
13654423	R	01	AB		NICKEL	0.35-0.50	21	1.80-2.51	13654421

DWG TYPE		PART DRAWING	
STYLE		DISTR CODE	D
VOLUME (QTY)			
UNLESS OTHERWISE SPECIFIED			
THIS DOCUMENT IS IN ACCORDANCE WITH ASME Y14.5M-1994 AS MODIFIED BY THE 2003 DIMENSIONING AND TOLERANCING ADDENDUM - 1997. ALL GEOMETRIC TOLERANCES AND RELATED DATUMS APPLY PER ASME Y14.5M-1994 AND Y14.5M-1994 ADDENDUM - 1997. ALL DIMENSIONS ARE IN MILLIMETERS UNLESS OTHERWISE SPECIFIED.			
REFERENCE		THIRD ANGLE PROJECTION	DO NOT SCALE USE MATH DATA
DIMENSIONAL RANGE (MM)		CHART CD	
FROM	TO	0	> 12
TOLERANCE UNLESS OTHERWISE SPECIFIED		ANGULAR TOLERANCE ± 0.2°	
± 0.1	± 0.2		

DELPHI
DELPHI PACKARD ELECTRICAL/ELECTRONIC ARCHITECTURE
WARREN, OH

OR	DATE
APV01 E. NEAL DUNHAM	21AUB8
APV02 E. NEAL DUNHAM	21AUB8
APV03 R. POLENICK	21AUB8
APV04	
APV05	

SUBSTANCES OF CONCERN AND RECYCLED CONTENT PER DELPHI (0944900)

MATERIAL: SEE MATERIAL NOTE

DRAWING NAME: TERM M HES 1.0 AU

DRAWING NUMBER: 13663722

SIZE	SCALE	FRAME NO	SHEET NO	STG	REV	N/P
A0	10:1	1	1	1	03	-

Mouser Electronics

Authorized Distributor

Click to View Pricing, Inventory, Delivery & Lifecycle Information:

[Aptiv:](#)

[13711543-L](#) [13663724-L](#) [13663723-L](#)