

## High-Precision, Low-Dropout SOT23 Series Voltage Reference

### General Description

The MAX6033 ultra-high-precision series voltage reference features a low 7ppm/°C (max) temperature coefficient and a low dropout voltage (200mV, max). Low temperature drift and low noise make the MAX6033 ideal for use with high-resolution ADCs or DACs.

This device uses bandgap technology for low-noise performance and excellent accuracy. Laser-trimmed, high-stability, thin-film resistors, and postpackage trimming guarantee excellent initial accuracy ( $\pm 0.04\%$ , max). The MAX6033 consumes only 40 $\mu$ A of supply current and sources up to 15mA. Series mode references save system power and use minimal external components compared to two-terminal shunt references.

The MAX6033 is available in the miniature 6-pin SOT23 package and is offered over the automotive temperature range (-40°C to +125°C).

### Applications

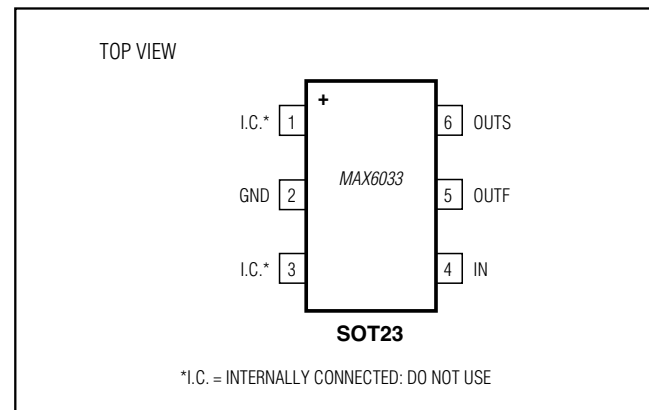
Precision Regulators  
A/D and D/A Converters  
Power Supplies  
Hard-Disk Drives  
High-Accuracy Industrial and Process Control  
Hand-Held Instruments

*Typical Operating Circuit appears at end of data sheet.*

### Features

- ◆ Tiny 6-Pin SOT23 Package
- ◆ Ultra-Low Temperature Drift: 7ppm/°C (max)
- ◆  $\pm 0.04\%$  Initial Accuracy
- ◆ Stable with Capacitive Loads
- ◆ Low 16 $\mu$ V<sub>P-P</sub> Noise (0.1Hz to 10Hz) (2.5V Output)
- ◆ 15mA Output Source Current
- ◆ Low 200mV Dropout Voltage
- ◆ Low 40 $\mu$ A Quiescent Current
- ◆ Wide 2.7V to 12.6V Supply Voltage
- ◆ Excellent Load Regulation: 0.001mV/mA

### Pin Configuration



### Ordering Information/Selector Guide

| PART               | OUTPUT VOLTAGE (V) | TEMP COEFF (ppm/°C) | INITIAL ACCURACY (%) | TOP MARK |
|--------------------|--------------------|---------------------|----------------------|----------|
| MAX6033AAUT25-T    | 2.500              | 10                  | 0.04                 | ABDF     |
| MAX6033AAUT25#TG16 | 2.500              | 10                  | 0.04                 | #ACNC    |
| MAX6033BAUT25-T    | 2.500              | 15                  | 0.20                 | AAXL     |
| MAX6033BAUT25#TG16 | 2.500              | 15                  | 0.20                 | #ACND    |
| MAX6033CAUT25-T    | 2.500              | 40                  | 0.10                 | AAXH     |
| MAX6033CAUT25#TG16 | 2.500              | 40                  | 0.10                 | #ACNE    |
| MAX6033AAUT30-T    | 3.000              | 10                  | 0.04                 | ABDG     |
| MAX6033AAUT30#TG16 | 3.000              | 10                  | 0.04                 | #ACNF    |
| MAX6033BAUT30-T    | 3.000              | 15                  | 0.20                 | AAXM     |
| MAX6033BAUT30#TG16 | 3.000              | 15                  | 0.20                 | #ACNG    |

*Ordering Information/Selector Guide continued on last page.*

#Denotes a RoHS-compliant device that may include lead(Pb) that is exempt under the RoHS requirements.

T = Tape and reel.

**For pricing, delivery, and ordering information, please contact Maxim Direct at 1-888-629-4642, or visit Maxim's website at [www.maximintegrated.com](http://www.maximintegrated.com).**

# MAX6033

## Ultra-High-Precision SOT23 Series Voltage Reference

### ABSOLUTE MAXIMUM RATINGS

IN to GND .....-0.3V to +13V  
 OUTF, OUTS to GND.....-0.3V to +6V  
 Continuous Power Dissipation (TA = +70°C)  
 6-Pin SOT23 (derate 9.1mW/°C above +70°C).....727mW  
 Operating Temperature Range .....-40°C to +125°C  
 Storage Temperature Range .....-65°C to +150°C

Maximum Junction Temperature .....+150°C  
 Lead Temperature (soldering, 10s).....+300°C  
 Soldering Temperature (reflow)  
 RoHS-Compliant Packages .....+245°C  
 Packages Containing Lead(Pb).....+240°C

Stresses beyond those listed under "Absolute Maximum Ratings" may cause permanent damage to the device. These are stress ratings only, and functional operation of the device at these or any other conditions beyond those indicated in the operational sections of the specifications is not implied. Exposure to absolute maximum rating conditions for extended periods may affect device reliability.

### ELECTRICAL CHARACTERISTICS—VOUT = 2.500V

(VIN = 5V, COUT = 0.1μF, IOUT = 0A, TA = TMIN to TMAX, unless otherwise specified. Typical values are at TA = +25°C.) (Note 1)

| PARAMETER                              | SYMBOL      | CONDITIONS                                  |                      | MIN    | TYP    | MAX    | UNITS  |
|--|-------------|---|----------------------|--------|--------|--------|--------|
| Output Voltage                         | VOUT        | TA = +25°C                                  | MAX6033A             | 2.4990 | 2.5000 | 2.5010 | V      |
|  |             |   | MAX6033B             | 2.4950 | 2.5000 | 2.5050 |        |
|  |             |   | MAX6033C             | 2.4975 | 2.5000 | 2.5025 |        |
| Output-Voltage Accuracy                |             | TA = +25°C                                  | MAX6033A             | -0.04  |        | +0.04  | %      |
|  |             |   | MAX6033B             | -0.2   |        | +0.2   |        |
|  |             |   | MAX6033C             | -0.1   |        | +0.1   |        |
| Output Voltage Temperature Coefficient | TCVOUT      | MAX6033A                                    | TA = -40°C to +85°C  |        | 1.5    | 7      | ppm/°C |
|  |             |   | TA = -40°C to +125°C |        | 2.5    | 10     |        |
|  |             | MAX6033B                                    | TA = -40°C to +85°C  |        | 3      | 10     |        |
|  |             |   | TA = -40°C to +125°C |        | 7      | 15     |        |
|  |             | MAX6033C                                    | TA = -40°C to +85°C  |        | 6      | 20     |        |
|  |             |   | TA = -40°C to +125°C |        | 10     | 40     |        |
| Input Voltage Range                    | VIN         | Inferred from line regulation specification |                      | 2.7    |        | 12.6   | V      |
| Line Regulation                        | ΔVOUT/ΔVIN  | 2.7V ≤ VIN ≤ 12.6V                          | TA = +25°C           |        | 3      | 25     | μV/V   |
|  |             |   | TA = -40°C to +125°C |        |        | 50     |        |
| Load Regulation                        | ΔVOUT/ΔIOUT | -100μA ≤ IOUT ≤ 15mA                        | TA = +25°C           |        | 0.001  | 0.05   | mV/mA  |
|  |             |   | TA = -40°C to +125°C |        |        | 0.1    |        |
| Dropout Voltage (Note 2)               | VDO         | VOUT = 0.1%, IOUT = 1mA                     |                      |        | 0.02   | 0.2    | V      |
|  |             | VOUT = 0.1%, IOUT = 10mA                    | TA = -40°C to +85°C  |        | 0.3    | 0.4    |        |
|  |             |   | TA = -40°C to +125°C |        |        | 0.5    |        |
| Quiescent Supply Current               | IIN         | TA = +25°C                                  |                      |        | 40     | 60     | μA     |
|  |             | TA = -40°C to +85°C                         |                      |        |        | 75     |        |
|  |             | TA = -40°C to +125°C                        |                      |        |        | 85     |        |
| Output Short-Circuit Current           | ISC         | VOUT = 0V                                   |                      |        | 90     |        | mA     |
|  |             | VOUT = VIN                                  |                      |        | -2     |        |        |
| Output-Voltage Noise                   | en          | 0.1Hz ≤ f ≤ 10Hz                            |                      |        | 16     |        | μVP-P  |
|  |             | 10Hz ≤ f ≤ 1kHz                             |                      |        | 12     |        | μVRMS  |
| Turn-On Settling Time                  | tON         | VOUT settles to ±0.01% of final value       |                      |        | 500    |        | μs     |
| Temperature Hysteresis                 |             | (Note 3)                                    |                      |        | 150    |        | ppm    |
| Long-Term Stability                    |             | Δt = 1000hr                                 |                      |        | 40     |        | ppm    |

# MAX6033

## Ultra-High-Precision SOT23 Series Voltage Reference

### ELECTRICAL CHARACTERISTICS— $V_{OUT} = 3.000V$

( $V_{IN} = 5V$ ,  $C_{OUT} = 0.1\mu F$ ,  $I_{OUT} = 0A$ ,  $T_A = T_{MIN}$  to  $T_{MAX}$ , unless otherwise specified. Typical values are at  $T_A = +25^\circ C$ .) (Note 1)

| PARAMETER                              | SYMBOL                                  | CONDITIONS                                       |                                       | MIN    | TYP    | MAX           | UNITS           |
|--|---|--|---------------------------------------|--------|--------|---------------|-----------------|
| Output Voltage                         | $V_{OUT}$                               | $T_A = +25^\circ C$                              | MAX6033A                              | 2.9988 | 3.0000 | 3.0012        | V               |
|  |   |  | MAX6033B                              | 2.9940 | 3.0000 | 3.0060        |                 |
|  |   |  | MAX6033C                              | 2.9970 | 3.0000 | 3.0030        |                 |
| Output-Voltage Accuracy                |   | $T_A = +25^\circ C$                              | MAX6033A                              | -0.04  |        | +0.04         | %               |
|  |   |  | MAX6033B                              | -0.2   |        | +0.2          |                 |
|  |   |  | MAX6033C                              | -0.1   |        | +0.1          |                 |
| Output-Voltage Temperature Coefficient | $TCV_{OUT}$                             | MAX6033A   | $T_A = -40^\circ C$ to $+85^\circ C$  |        | 1.5    | 7             | ppm/ $^\circ C$ |
|  |   |  | $T_A = -40^\circ C$ to $+125^\circ C$ |        | 2.5    | 10            |                 |
|  |   | MAX6033B   | $T_A = -40^\circ C$ to $+85^\circ C$  |        | 3      | 10            |                 |
|  |   |  | $T_A = -40^\circ C$ to $+125^\circ C$ |        | 7      | 15            |                 |
|  |   | MAX6033C   | $T_A = -40^\circ C$ to $+85^\circ C$  |        | 6      | 20            |                 |
|  |   |  | $T_A = -40^\circ C$ to $+125^\circ C$ |        | 10     | 40            |                 |
| Input Voltage Range                    | $V_{IN}$                                | Inferred from line regulation specification      |                                       | 3.2    |        | 12.6          | V               |
| Line Regulation                        | $\frac{\Delta V_{OUT}}{\Delta V_{IN}}$  | $3.2V \leq V_{IN} \leq 12.6V$                    | $T_A = +25^\circ C$                   |        | 4      | 30            | $\mu V/V$       |
|  |   |  | $T_A = -40^\circ C$ to $+125^\circ C$ |        |        | 60            |                 |
| Load Regulation                        | $\frac{\Delta V_{OUT}}{\Delta I_{OUT}}$ | $-100\mu A \leq I_{OUT} \leq 15mA$               | $T_A = +25^\circ C$                   |        | 0.002  | 0.06          | mV/mA           |
|  |   |  | $T_A = -40^\circ C$ to $+125^\circ C$ |        |        | 0.12          |                 |
| Dropout Voltage (Note 2)               | $V_{DO}$                                | $\Delta V_{OUT} = 0.1\%$                         | $I_{OUT} = 1mA$                       |        | 0.02   | 0.2           | V               |
|  |   |  | $I_{OUT} = 10mA$                      |        | 0.2    | 0.4           |                 |
|  |   |  |                                       |        |        |               |                 |
| Quiescent Supply Current               | $I_{IN}$                                | $T_A = +25^\circ C$                              |                                       | 40     | 60     | $\mu A$       |                 |
|  |   | $T_A = -40^\circ C$ to $+85^\circ C$             |                                       |        | 75     |               |                 |
|  |   | $T_A = -40^\circ C$ to $+125^\circ C$            |                                       |        | 85     |               |                 |
| Output Short-Circuit Current           | $I_{SC}$                                | $V_{OUT} = 0V$                                   |                                       | 90     |        | mA            |                 |
|  |   | $V_{OUT} = V_{IN}$                               |                                       | -2     |        |               |                 |
| Output-Voltage Noise                   | $e_n$                                   | $0.1Hz \leq f \leq 10Hz$                         |                                       | 24     |        | $\mu V_{P-P}$ |                 |
|  |   | $10Hz \leq f \leq 1kHz$                          |                                       | 15     |        | $\mu V_{RMS}$ |                 |
| Turn-On Settling Time                  | $t_{ON}$                                | $V_{OUT}$ settles to $\pm 0.01\%$ of final value |                                       | 600    |        | $\mu s$       |                 |
| Temperature Hysteresis                 |   | (Note 3)   |                                       | 150    |        | ppm           |                 |
| Long-Term Stability                    |   | $\Delta t = 1000hr$                              |                                       | 40     |        | ppm           |                 |

### ELECTRICAL CHARACTERISTICS— $V_{OUT} = 4.096V$

( $V_{IN} = 5V$ ,  $C_{OUT} = 0.1\mu F$ ,  $I_{OUT} = 0A$ ,  $T_A = T_{MIN}$  to  $T_{MAX}$ , unless otherwise specified. Typical values are at  $T_A = +25^\circ C$ .) (Note 1)

| PARAMETER               | SYMBOL    | CONDITIONS          |          | MIN    | TYP    | MAX    | UNITS |
|-------------------------|-----------|---------------------|----------|--------|--------|--------|-------|
| Output Voltage          | $V_{OUT}$ | $T_A = +25^\circ C$ | MAX6033A | 4.0943 | 4.0960 | 4.0977 | V     |
|                         |           |                     | MAX6033B | 4.0878 | 4.0960 | 4.1042 |       |
|                         |           |                     | MAX6033C | 4.0919 | 4.0960 | 4.1001 |       |
| Output-Voltage Accuracy |           | $T_A = +25^\circ C$ | MAX6033A | -0.04  |        | +0.04  | %     |
|                         |           |                     | MAX6033B | -0.2   |        | +0.2   |       |
|                         |           |                     | MAX6033C | -0.1   |        | +0.1   |       |

# MAX6033

## Ultra-High-Precision SOT23 Series Voltage Reference

### ELECTRICAL CHARACTERISTICS— $V_{OUT} = 4.096V$ (continued)

( $V_{IN} = 5V$ ,  $C_{OUT} = 0.1\mu F$ ,  $I_{OUT} = 0A$ ,  $T_A = T_{MIN}$  to  $T_{MAX}$ , unless otherwise specified. Typical values are at  $T_A = +25^\circ C$ .) (Note 1)

| PARAMETER                              | SYMBOL                          | CONDITIONS                                       | MIN                                   | TYP   | MAX  | UNITS           |
|--|---------------------------------|--|---------------------------------------|-------|------|-----------------|
| Output-Voltage Temperature Coefficient | TCV <sub>OUT</sub>              | MAX6033A   | $T_A = -40^\circ C$ to $+85^\circ C$  | 1.5   | 7    | ppm/ $^\circ C$ |
|  |                                 |  | $T_A = -40^\circ C$ to $+125^\circ C$ | 2.5   | 10   |                 |
|  |                                 | MAX6033B   | $T_A = -40^\circ C$ to $+85^\circ C$  | 3     | 10   |                 |
|  |                                 |  | $T_A = -40^\circ C$ to $+125^\circ C$ | 7     | 15   |                 |
|  |                                 | MAX6033C   | $T_A = -40^\circ C$ to $+85^\circ C$  | 6     | 20   |                 |
|  |                                 |  | $T_A = -40^\circ C$ to $+125^\circ C$ | 10    | 40   |                 |
| Input-Voltage Range                    | $V_{IN}$                        | Inferred from line regulation specification      | 4.3                                   |       | 12.6 | V               |
| Line Regulation                        | $\Delta V_{OUT}/\Delta V_{IN}$  | $4.3V \leq V_{IN} \leq 12.6V$                    | $T_A = +25^\circ C$                   | 6     | 30   | $\mu V/V$       |
|  |                                 |  | $T_A = -40^\circ C$ to $+125^\circ C$ |       | 60   |                 |
| Load Regulation                        | $\Delta V_{OUT}/\Delta I_{OUT}$ | $-100\mu A \leq I_{OUT} \leq 15mA$               | $T_A = +25^\circ C$                   | 0.002 | 0.08 | mV/mA           |
|  |                                 |  | $T_A = -40^\circ C$ to $+125^\circ C$ |       | 0.15 |                 |
| Dropout Voltage (Note 2)               | $V_{DO}$                        | $\Delta V_{OUT} = 0.1\%$                         | $I_{OUT} = 1mA$                       | 0.02  | 0.2  | V               |
|  |                                 |  | $I_{OUT} = 10mA$                      | 0.2   | 0.4  |                 |
| Quiescent Supply Current               | $I_{IN}$                        | $T_A = +25^\circ C$                              |                                       | 40    | 60   | $\mu A$         |
|  |                                 | $T_A = -40^\circ C$ to $+85^\circ C$             |                                       |       | 75   |                 |
|  |                                 | $T_A = -40^\circ C$ to $+125^\circ C$            |                                       |       | 85   |                 |
| Output Short-Circuit Current           | $I_{SC}$                        | $V_{OUT} = 0V$                                   |                                       | 90    |      | mA              |
|  |                                 | $V_{OUT} = V_{IN}$                               |                                       | -2    |      |                 |
| Output-Voltage Noise                   | $e_n$                           | $0.1Hz \leq f \leq 10Hz$                         |                                       | 32    |      | $\mu V_{P-P}$   |
|  |                                 | $10Hz \leq f \leq 1kHz$                          |                                       | 22    |      | $\mu V_{RMS}$   |
| Turn-On Settling Time                  | $t_{ON}$                        | $V_{OUT}$ settles to $\pm 0.01\%$ of final value |                                       | 800   |      | $\mu s$         |
| Temperature Hysteresis                 |                                 | (Note 3)   |                                       | 150   |      | ppm             |
| Long-Term Stability                    |                                 | $\Delta t = 1000hr$                              |                                       | 40    |      | ppm             |

### ELECTRICAL CHARACTERISTICS— $V_{OUT} = 5.000V$

( $V_{IN} = 5.5V$ ,  $C_{OUT} = 0.1\mu F$ ,  $I_{OUT} = 0A$ ,  $T_A = T_{MIN}$  to  $T_{MAX}$ , unless otherwise specified. Typical values are at  $T_A = +25^\circ C$ .) (Note 1)

| PARAMETER                              | SYMBOL             | CONDITIONS                                  | MIN                                   | TYP    | MAX   | UNITS           |   |
|--|--------------------|---|---------------------------------------|--------|-------|-----------------|---|
| Output Voltage                         | $V_{OUT}$          | $T_A = +25^\circ C$                         | MAX6033A                              | 4.9980 | 5.000 | 5.0020          | V |
|  |                    |   | MAX6033B                              | 4.9900 | 5.000 | 5.0100          |   |
|  |                    |   | MAX6033C                              | 4.9950 | 5.000 | 5.0050          |   |
| Output-Voltage Accuracy                |                    | $T_A = +25^\circ C$                         | MAX6033A                              | -0.04  |       | +0.04           | % |
|  |                    |   | MAX6033B                              | -0.2   |       | +0.2            |   |
|  |                    |   | MAX6033C                              | -0.1   |       | +0.1            |   |
| Output-Voltage Temperature Coefficient | TCV <sub>OUT</sub> | MAX6033A                                    | $T_A = -40^\circ C$ to $+85^\circ C$  | 1.5    | 7     | ppm/ $^\circ C$ |   |
|  |                    |   | $T_A = -40^\circ C$ to $+125^\circ C$ | 2.5    | 10    |                 |   |
|  |                    | MAX6033B                                    | $T_A = -40^\circ C$ to $+85^\circ C$  | 3      | 10    |                 |   |
|  |                    |   | $T_A = -40^\circ C$ to $+125^\circ C$ | 7      | 15    |                 |   |
|  |                    | MAX6033C                                    | $T_A = -40^\circ C$ to $+85^\circ C$  | 6      | 20    |                 |   |
|  |                    |   | $T_A = -40^\circ C$ to $+125^\circ C$ | 10     | 40    |                 |   |
| Input Voltage Range                    | $V_{IN}$           | Inferred from line regulation specification | 5.2                                   |        | 12.6  | V               |   |

# MAX6033

## Ultra-High-Precision SOT23 Series Voltage Reference

### ELECTRICAL CHARACTERISTICS— $V_{OUT} = 5.000V$ (continued)

( $V_{IN} = 5.5V$ ,  $C_{OUT} = 0.1\mu F$ ,  $I_{OUT} = 0A$ ,  $T_A = T_{MIN}$  to  $T_{MAX}$ , unless otherwise specified. Typical values are at  $T_A = +25^\circ C$ .) (Note 1)

| PARAMETER                    | SYMBOL                                  | CONDITIONS                                       | MIN                                   | TYP   | MAX           | UNITS     |
|------------------------------|---|--|---------------------------------------|-------|---------------|-----------|
| Line Regulation              | $\frac{\Delta V_{OUT}}{\Delta V_{IN}}$  | $5.2V \leq V_{IN} \leq 12.6V$                    | $T_A = +25^\circ C$                   | 7     | 50            | $\mu V/V$ |
|                              |   |  | $T_A = -40^\circ C$ to $+125^\circ C$ |       | 100           |           |
| Load Regulation              | $\frac{\Delta V_{OUT}}{\Delta I_{OUT}}$ | $-100\mu A \leq I_{OUT} \leq 15mA$               | $T_A = +25^\circ C$                   | 0.003 | 0.1           | mV/mA     |
|                              |   |  | $T_A = -40^\circ C$ to $+125^\circ C$ |       | 0.2           |           |
| Dropout Voltage (Note 2)     | $V_{DO}$                                | $\Delta V_{OUT} = 0.1\%$                         | $I_{OUT} = 1mA$                       | 0.02  | 0.2           | V         |
|                              |   |  | $I_{OUT} = 10mA$                      | 0.2   | 0.4           |           |
| Quiescent Supply Current     | $I_{IN}$                                | $T_A = +25^\circ C$                              |                                       | 40    | 60            | $\mu A$   |
|                              |   | $T_A = -40^\circ C$ to $+85^\circ C$             |                                       |       | 75            |           |
|                              |   | $T_A = -40^\circ C$ to $+125^\circ C$            |                                       |       | 85            |           |
| Output Short-Circuit Current | $I_{SC}$                                | $V_{OUT} = 0V$                                   |                                       | 90    | mA            |           |
|                              |   | $V_{OUT} = V_{IN}$                               |                                       | -2    |               |           |
| Output-Voltage Noise         | $e_n$                                   | $0.1Hz \leq f \leq 10Hz$                         |                                       | 40    | $\mu V_{P-P}$ |           |
|                              |   | $10Hz \leq f \leq 1kHz$                          |                                       | 26    | $\mu V_{RMS}$ |           |
| Turn-On Settling Time        | $t_{ON}$                                | $V_{OUT}$ settles to $\pm 0.01\%$ of final value |                                       | 1000  | $\mu s$       |           |
| Temperature Hysteresis       |   | (Note 3)   |                                       | 150   | ppm           |           |
| Long-Term Stability          |   | $\Delta t = 1000hr$                              |                                       | 40    | ppm           |           |

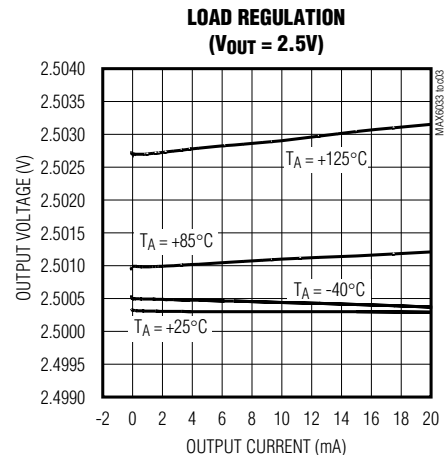
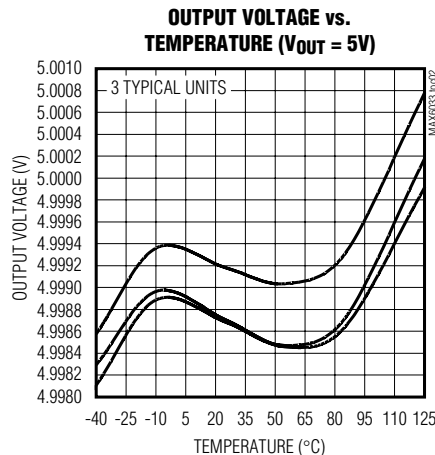
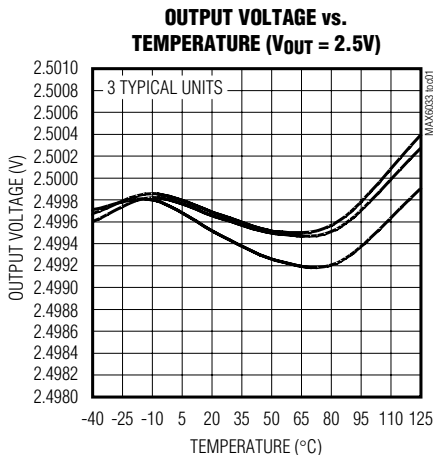
**Note 1:** MAX6033 is 100% production tested at  $T_A = +25^\circ C$  and is guaranteed by design for  $T_A = T_{MIN}$  to  $T_{MAX}$  as specified.

**Note 2:** Dropout Voltage is the minimum input voltage at which  $V_{OUT}$  changes  $\leq 0.1\%$  from  $V_{OUT}$  at  $V_{IN} = 5V$  ( $V_{IN} = 5.5V$  for  $V_{OUT} = 5V$ ).

**Note 3:** Temperature Hysteresis is defined as the change in  $+25^\circ C$  output voltage before and after cycling the device from  $T_{MAX}$  to  $T_{MIN}$ .

### Typical Operating Characteristics

( $V_{IN} = 5V$ ,  $C_{OUT} = 0.1\mu F$ ,  $I_{OUT} = 0A$ ,  $T_A = +25^\circ C$ , unless otherwise specified.) (Note 4)

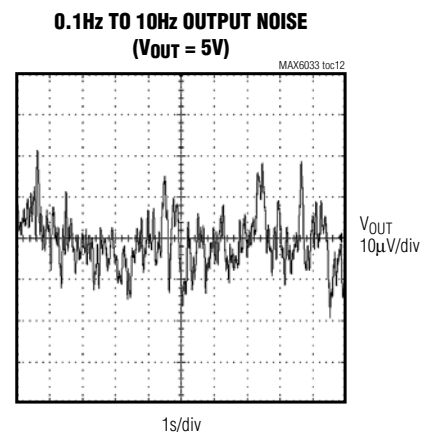
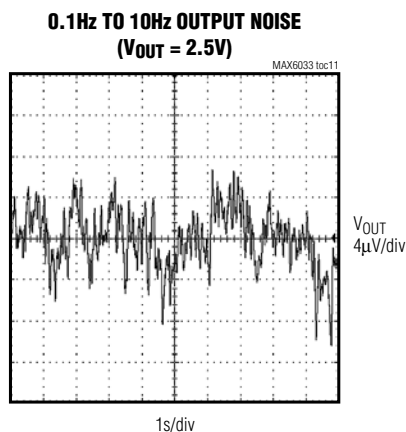
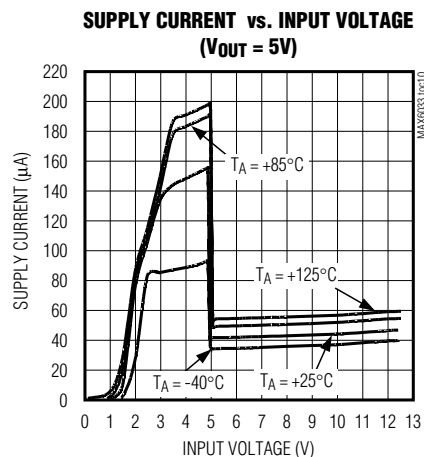
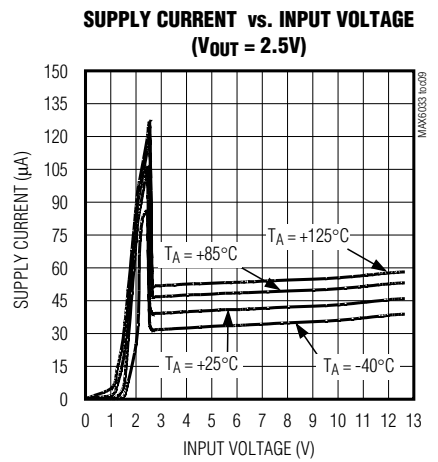
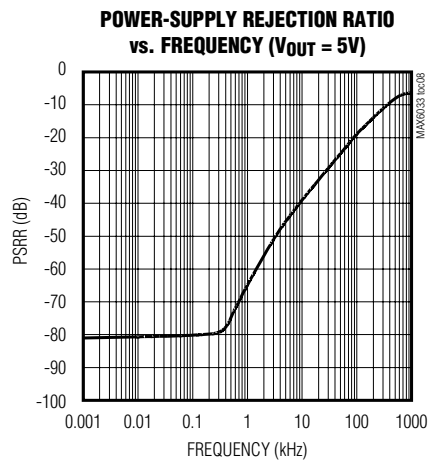
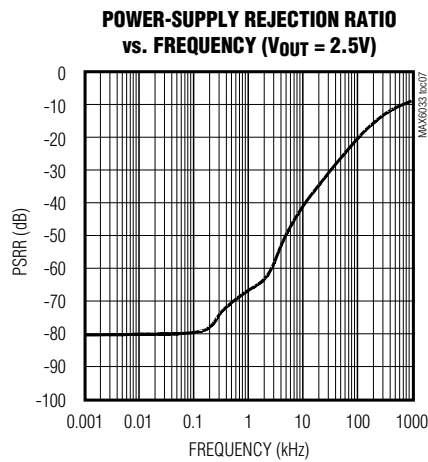
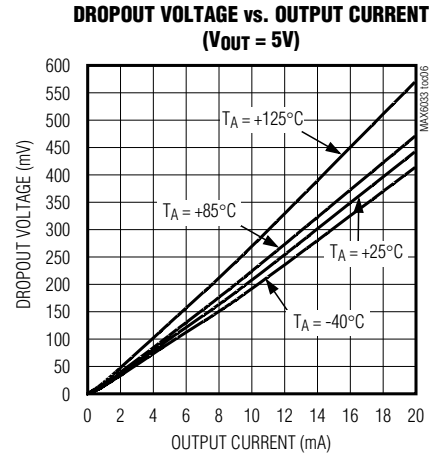
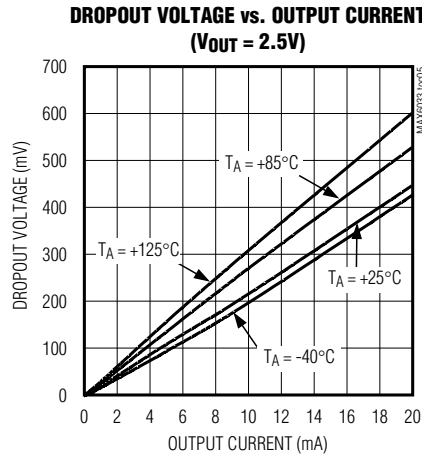
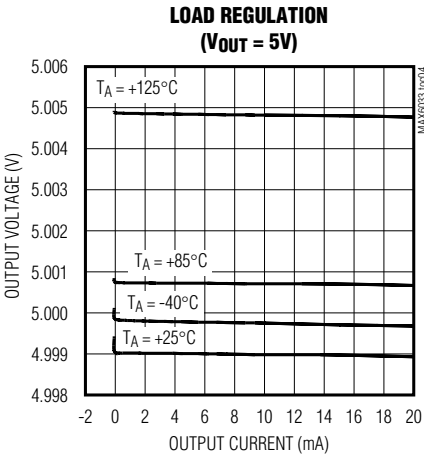


# MAX6033

## Ultra-High-Precision SOT23 Series Voltage Reference

### Typical Operating Characteristics (continued)

( $V_{IN} = 5V$ ,  $C_{OUT} = 0.1\mu F$ ,  $I_{OUT} = 0A$ ,  $T_A = +25^\circ C$ , unless otherwise specified.) (Note 4)

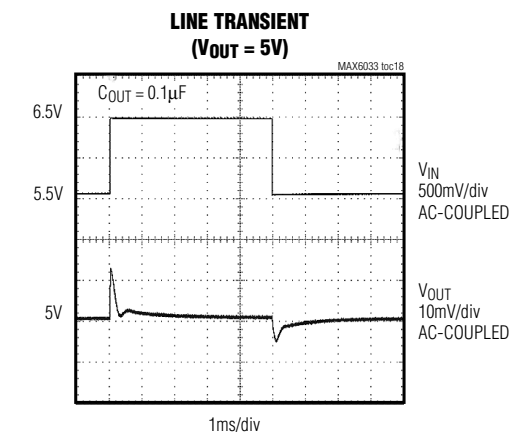
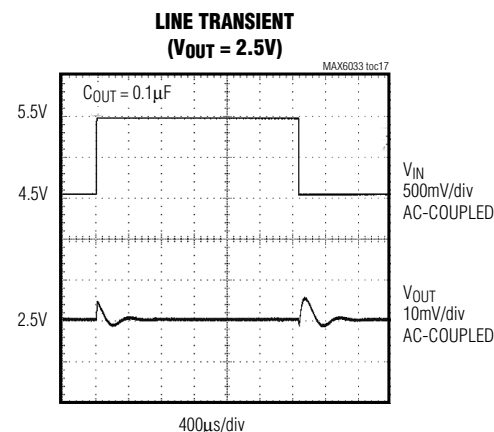
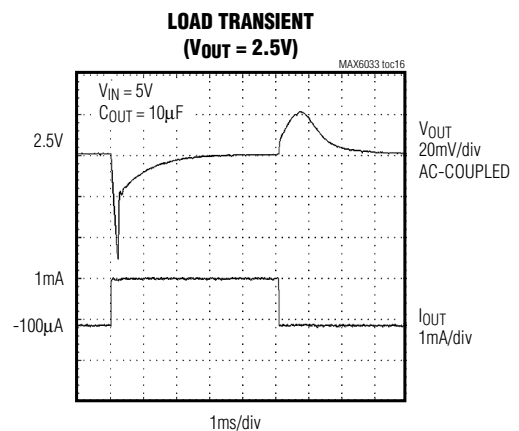
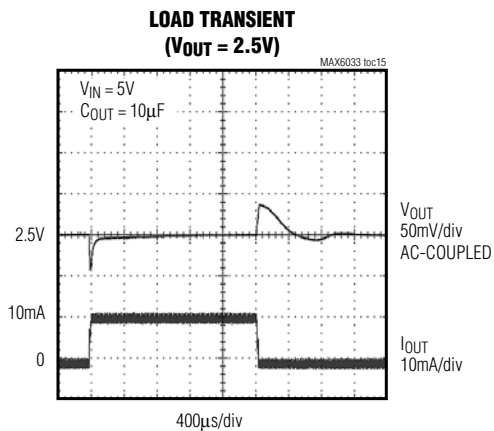
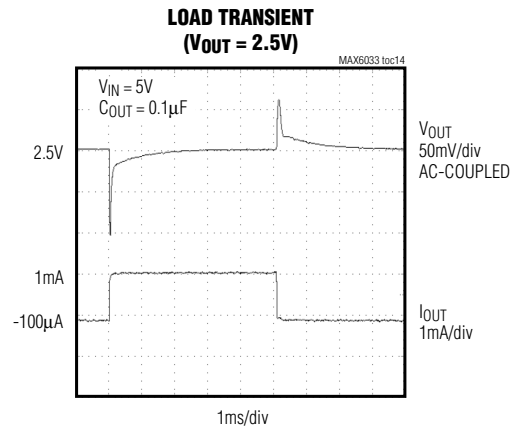
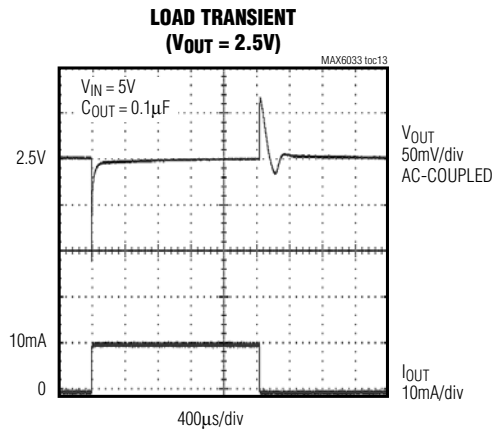


# MAX6033

## Ultra-High-Precision SOT23 Series Voltage Reference

### Typical Operating Characteristics (continued)

( $V_{IN} = 5V$ ,  $C_{OUT} = 0.1\mu F$ ,  $I_{OUT} = 0A$ ,  $T_A = +25^\circ C$ , unless otherwise specified.) (Note 4)

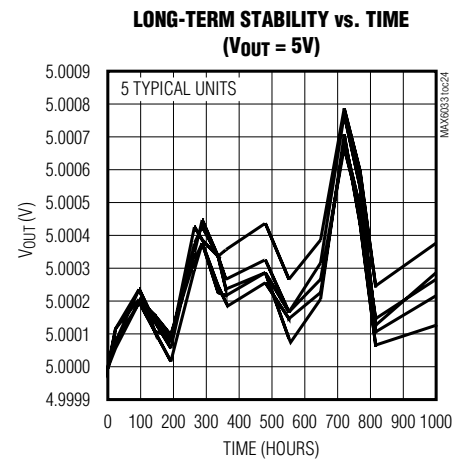
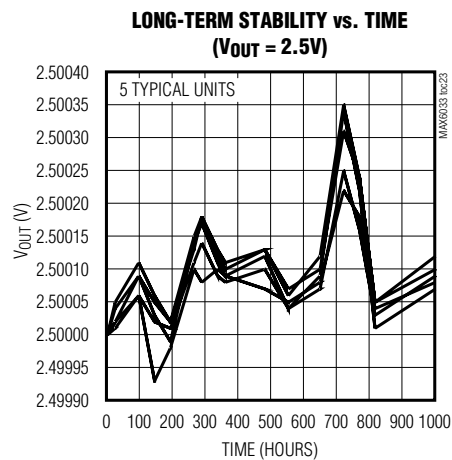
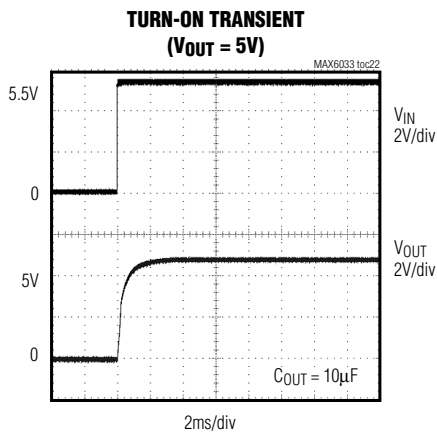
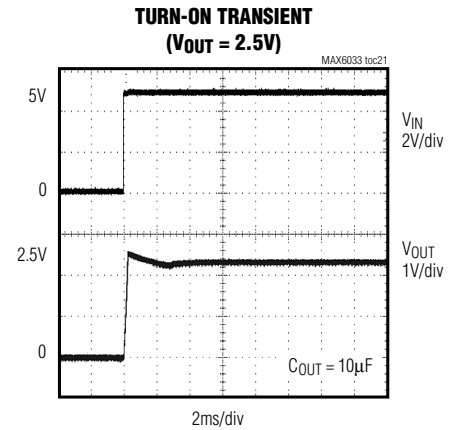
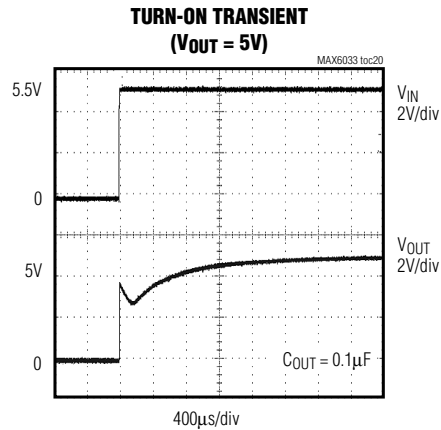
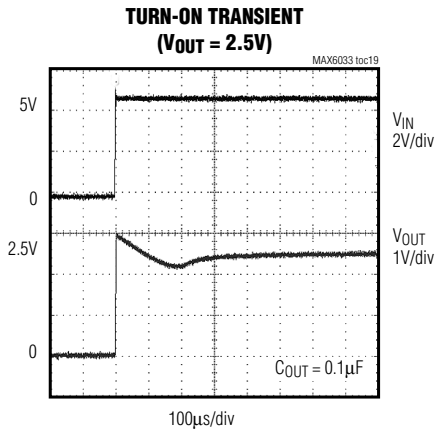


# MAX6033

## Ultra-High-Precision SOT23 Series Voltage Reference

### Typical Operating Characteristics (continued)

( $V_{IN} = 5V$ ,  $C_{OUT} = 0.1\mu F$ ,  $I_{OUT} = 0A$ ,  $T_A = +25^\circ C$ , unless otherwise specified.) (Note 4)



**Note 4:** Many of the MAX6033 *Typical Operating Characteristics* are similar. The extremes of these characteristics are found in the MAX6033 (2.5V output) and the MAX6033 (5V output). The *Typical Operating Characteristics* of the remainder of the MAX6033 family typically lie between these two extremes and can be estimated based on their output voltages.





# MAX6033

## Ultra-High-Precision SOT23 Series Voltage Reference

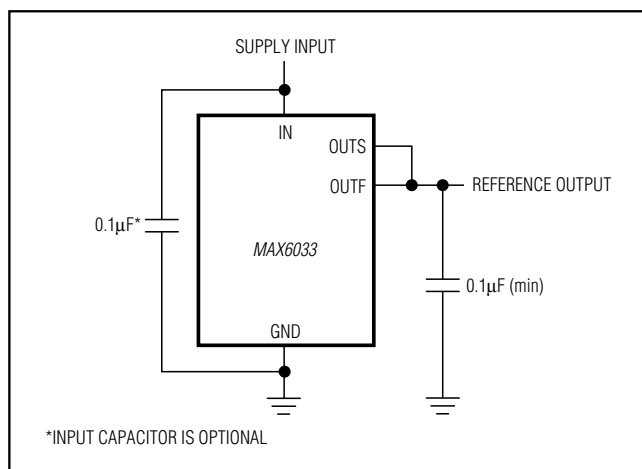
### Ordering Information/Selector Guide (continued)

| PART               | OUTPUT VOLTAGE (V) | TEMP COEFF (ppm/°C) | INITIAL ACCURACY (%) | TOP MARK |
|--------------------|--------------------|---------------------|----------------------|----------|
| MAX6033CAUT30-T    | 3.000              | 40                  | 0.10                 | AAXI     |
| MAX6033CAUT30#TG16 | 3.000              | 40                  | 0.10                 | #ACNH    |
| MAX6033AAUT41-T    | 4.096              | 10                  | 0.04                 | ABDH     |
| MAX6033AAUT41#TG16 | 4.096              | 10                  | 0.04                 | #ACNI    |
| MAX6033BAUT41-T    | 4.096              | 15                  | 0.20                 | AAXN     |
| MAX6033BAUT41#TG16 | 4.096              | 15                  | 0.20                 | #ACLG    |
| MAX6033CAUT41-T    | 4.096              | 40                  | 0.10                 | AAXJ     |
| MAX6033CAUT41#TG16 | 4.096              | 40                  | 0.10                 | #ACNJ    |
| MAX6033AAUT50-T    | 5.000              | 10                  | 0.04                 | ABDI     |
| MAX6033AAUT50#TG16 | 5.000              | 10                  | 0.04                 | #ACNK    |
| MAX6033BAUT50-T    | 5.000              | 15                  | 0.20                 | AAXO     |
| MAX6033BAUT50#TG16 | 5.000              | 15                  | 0.20                 | #ACNL    |
| MAX6033CAUT50-T    | 5.000              | 40                  | 0.10                 | AAXK     |
| MAX6033CAUT50#TG16 | 5.000              | 40                  | 0.10                 | #ACNM    |

#Denotes a RoHS-compliant device that may include lead(Pb) that is exempt under the RoHS requirements.

T = Tape and reel.

### Typical Operating Circuit



### Chip Information

PROCESS: BiCMOS

### Package Information

For the latest package outline information and land patterns (footprints), go to [www.maximintegrated.com/packages](http://www.maximintegrated.com/packages). Note that a "+", "#", or "-" in the package code indicates RoHS status only. Package drawings may show a different suffix character, but the drawing pertains to the package regardless of RoHS status.

| PACKAGE TYPE | PACKAGE CODE | OUTLINE NO.             | LAND PATTERN NO.        |
|--------------|--------------|-------------------------|-------------------------|
| SOT23-6      | U6F-6        | <a href="#">21-0058</a> | <a href="#">90-0175</a> |
| RoHS SOT23-6 | UGFH-6       | —                       | —                       |

# MAX6033

## Ultra-High-Precision SOT23 Series Voltage Reference

### Revision History

| REVISION NUMBER | REVISION DATE | DESCRIPTION   | PAGES CHANGED |
|-----------------|---------------|---|---------------|
| 2               | 6/03          | Various changes   | —             |
| 3               | 3/12          | Replaced <i>Ordering Information</i> table/ <i>Selector Guide</i> , updated packaging information | 1, 10         |



Maxim Integrated cannot assume responsibility for use of any circuitry other than circuitry entirely embodied in a Maxim Integrated product. No circuit patent licenses are implied. Maxim Integrated reserves the right to change the circuitry and specifications without notice at any time. The parametric values (min and max limits) shown in the Electrical Characteristics table are guaranteed. Other parametric values quoted in this data sheet are provided for guidance.

**Maxim Integrated 160 Rio Robles, San Jose, CA 95134 USA 1-408-601-1000**

11

# Mouser Electronics

Authorized Distributor

Click to View Pricing, Inventory, Delivery & Lifecycle Information:

## Maxim Integrated:

[MAX6033AAUT25#TG16](#) [MAX6033AAUT50#TG16](#) [MAX6033AAUT30#TG16](#) [MAX6033AAUT41#TG16](#)  
[MAX6033BAUT30#TG16](#) [MAX6033CAUT25#TG16](#) [MAX6033CAUT30#TG16](#) [MAX6033CAUT41#TG16](#)  
[MAX6033CAUT50#TG16](#) [MAX6033BAUT25#TG16](#) [MAX6033BAUT50#TG16](#) [MAX6033BAUT41#TG16](#)  
[MAX6033AAUT25-T](#) [MAX6033AAUT30-T](#) [MAX6033AAUT41-T](#) [MAX6033AAUT50-T](#) [MAX6033BAUT25-T](#)