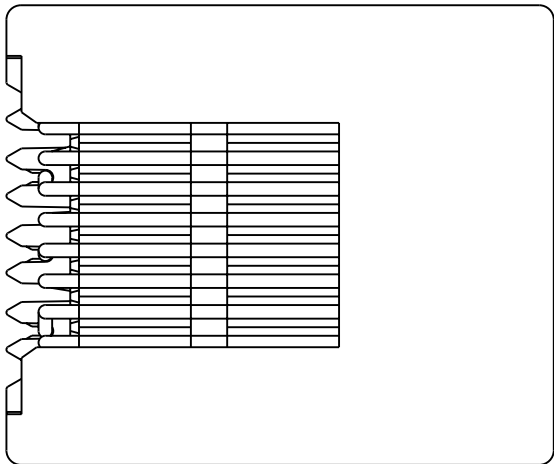
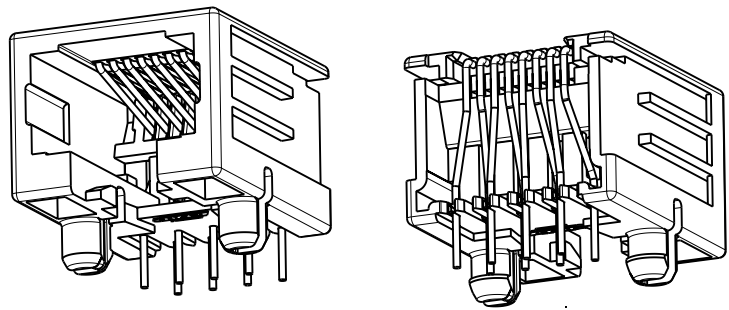
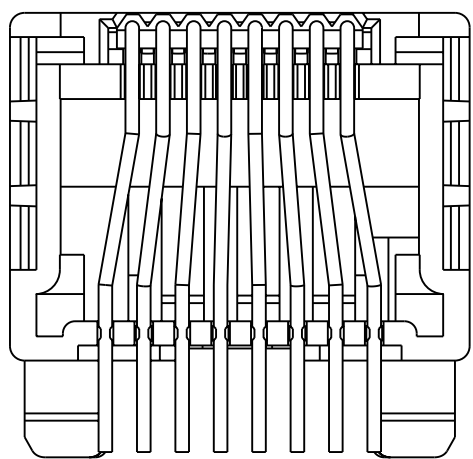


LOC	DIST	REVISIONS					
		P	LTR	DESCRIPTION	DATE	DWN	APVD
1R	-		B2	DURABILITY CYCLE UPDATED AFTER TESTING	26AUG2011	PS	RRP
			-	-	-	-	-
			-	-	-	-	-
			-	-	-	-	-
			-	-	-	-	-

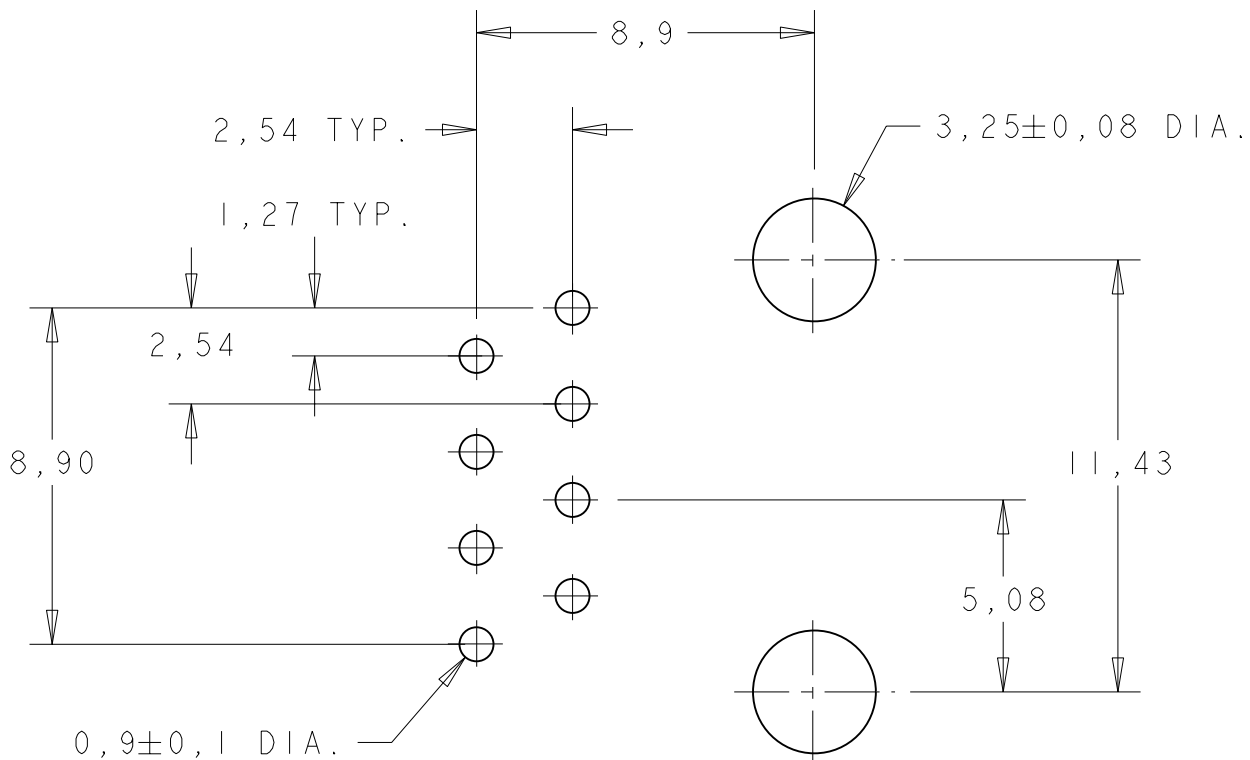
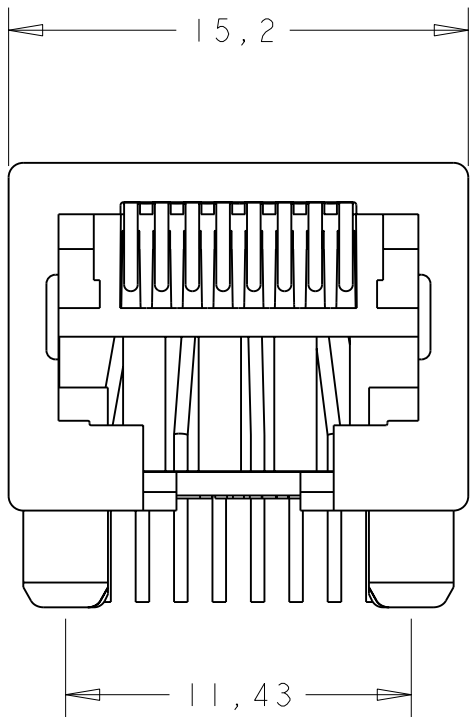
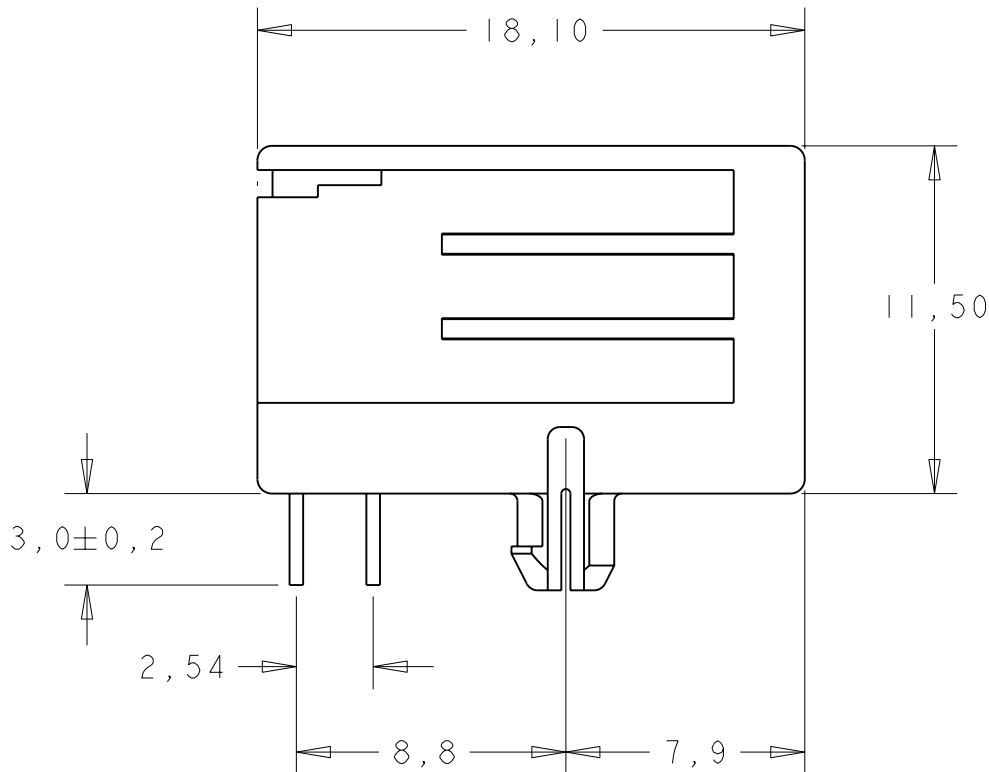


NOTE:

- TOLERANCE UNLESS OTHERWISE SPECIFIED:  $\pm 0,15$ .
- DURABILITY IS 200 CYCLES MAX ACCORDING TO TEST REPORT 502-19807 THIS WILL TAKE PRECEDENCE OVER THE PRODUCT SPECIFICATION.

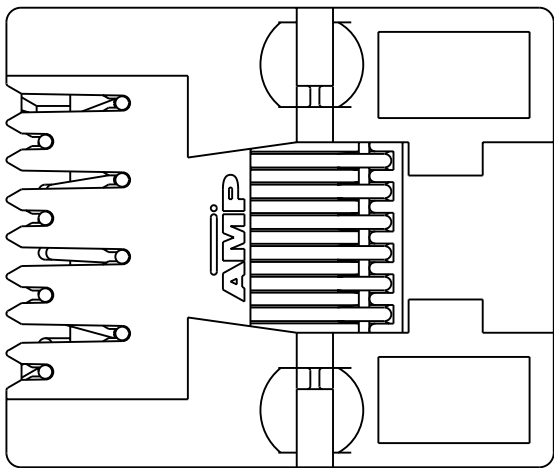


2,54  
1,27 TYP.  
8,9



PRINTED CIRCUIT BOARD LAYOUT

[VIEW SHOWN IS CIRCUIT (NONCOMPONENT) SIDE OF BOARD.]  
PRINTED CIRCUIT BOARD THICKNESS: 1,6 mm NOMINAL.  
TOLERANCE UNLESS OTHERWISE SPECIFIED:  $\pm 0,05$



200 PIECES IN A TRAY	8 POS./8 CONTACTS	IN CONTACT AREA: 0,15 $\mu$ m MIN. SEL. GOLD OVER 1,2 $\mu$ m MIN. NICKEL. SOLDER TINES: 2,5 $\mu$ m MIN. TIN OVER 1,2 $\mu$ m MIN. NICKEL.	HSG COLOR: GREY PBT. UL 94V-0	PBT. UL 94V-0	PH BRONZE	1705951-4
1000 PIECES IN A BOX			HSG COLOR: GREY PBT. UL 94V-0	PBT. UL 94V-0	PH BRONZE	1705951-3
1000 PIECES IN A BOX			HSG COLOR: BLACK PBT. UL 94V-0	PBT. UL 94V-0	PH BRONZE	1705951-2
200 PIECES IN A TRAY			HSG COLOR: BLACK PBT. UL 94V-0	PBT. UL 94V-0	PH BRONZE	1-1705951-1
TAPE MOUNTED 700 PCS./REEL			HSG COLOR: BLACK PBT. UL 94V-0	PBT. UL 94V-0	PH BRONZE	1705951-1
PACKAGING	FINISH	MATERIAL	HOUSING	CONTACT INSERT	CONTACTS	PART NUMBER
THIS DRAWING IS A CONTROLLED DOCUMENT.			DWN J.V.D.HEIJDEN	TE Connectivity		
			CHK P.WILLEMS			
			APVD J.BROEKSTEEG	NAME MODULAR JACK SIDE ENTRY, 8 POS FOR PRINTED CIRCUIT BOARD		
			PRODUCT SPEC 108-19064			
			APPLICATION SPEC 114-19019			
			WEIGHT -			
			CUSTOMER DRAWING	SCALE 5:1	SHEET 1	OF 1
					REV B2	

# Mouser Electronics

Authorized Distributor

Click to View Pricing, Inventory, Delivery & Lifecycle Information:

[TE Connectivity:](#)

[1705951-3](#)