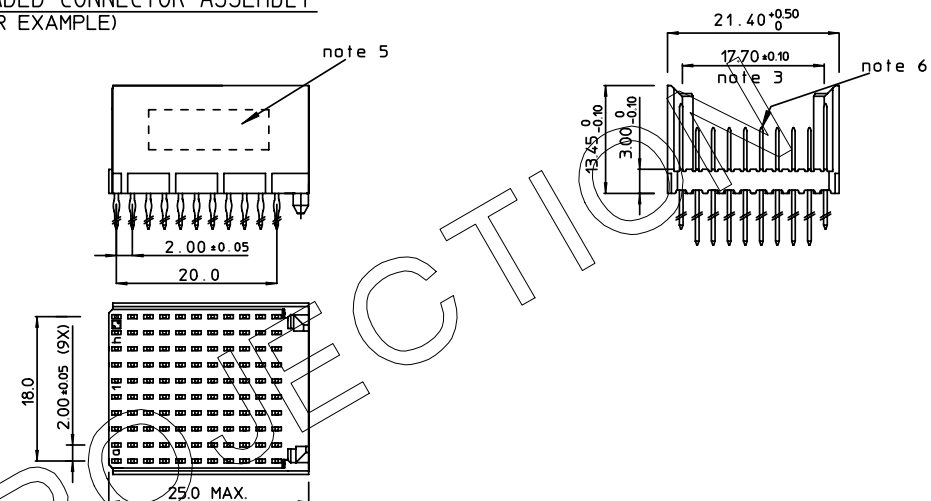
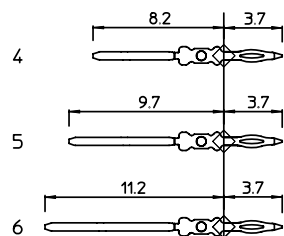


LOADING PATTERN MATING SIDE

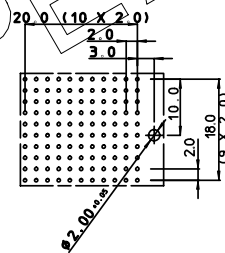
y	6	6	6	6	6	6	6	6	6	6
h	4	4	4	4	4	4	4	4	4	4
g	4	4	4	4	4	4	4	4	4	4
f	5	5	5	5	5	5	5	5	5	5
e	4	4	4	4	4	4	4	4	4	4
d	4	4	4	4	4	4	4	4	4	4
c	5	5	5	5	5	5	5	5	5	5
b	4	4	4	4	4	4	4	4	4	4
a	4	4	4	4	4	4	4	4	4	4
z	6	6	6	6	6	6	6	6	6	6
POS	0	1				0	5			1
	1					5				0

LOADED CONNECTOR ASSEMBLY
(FOR EXAMPLE)

CONTACT OVERVIEW



LAY-OUT P.C.B.-HOLE

LEAD FREE INDICATOR : LF = LEAD FREE
(DIGIT 15 & 16)

HM2P89PDF1J1

PLATING CODE (DIGIT 13 AND 14)
(REF DWG No. BS,C ,201844,003)

NOTES:

1. THIS PRODUCT IS CSA APPROVED.
2. THIS PRODUCT IS UL RECOGNIZED.
3. MEASURED AT THE BOTTOM.
4. MATERIAL CONTACT: PHOSPHORBRONZE
HOUSING: CREAM WHITE GLASSFILLED
POLYESTER UL-94V0
5. CONNECTOR PRINTED WITH P/N AND DATE CODE.
6. FOR ACTUAL CONTACT LOADINGS, SEE LOADING PATTERN
MATING SIDE.
7. SHAPE OF CONNECTOR HOUSING CAN ALTER
DEPENDING ON PRODUCTION LOCATION.
8. THE PRODUCT (LF) MEETS EUROPEAN UNION DIRECTIVES AND OTHER COUNTRY
REGULATIONS AS DESCRIBED IN GS-22-008
9. FOR RECOMMENDED PTH DIMENSIONS REFER DRAWING : BS,A ,201572,001

1DEC ± 0.2 2DEC ± 0.1 ANGLES ± 1°	APPR. DRAFT CHECKED	DATE 2001-08-27	SIGN. R. Moons	MPACS 8+2R STR HDR CONN TYPE F
WE RESERVE THE RIGHT TO CHANGE DIMENSIONS OR REQUIREMENTS WITHOUT PRIOR NOTICE.	PROD. MGR. PR.ENG.MGR. PR.MGT.MGR.			CAT. No. HM2P89PDF1J1----
ALL DIMENSIONS IN MM				FCJ www.fciconnect.com
				SCALE
				BS,C ,202175,205
				D
				PDM: Rev:D
				STATUS: Released
				DRAWING No. 2
				CUSTOMER DRAWING
				REVISION



Mouser Electronics

Authorized Distributor

Click to View Pricing, Inventory, Delivery & Lifecycle Information:

[FCI / Amphenol:](#)

[HM2P89PDF1J1N9LF](#)