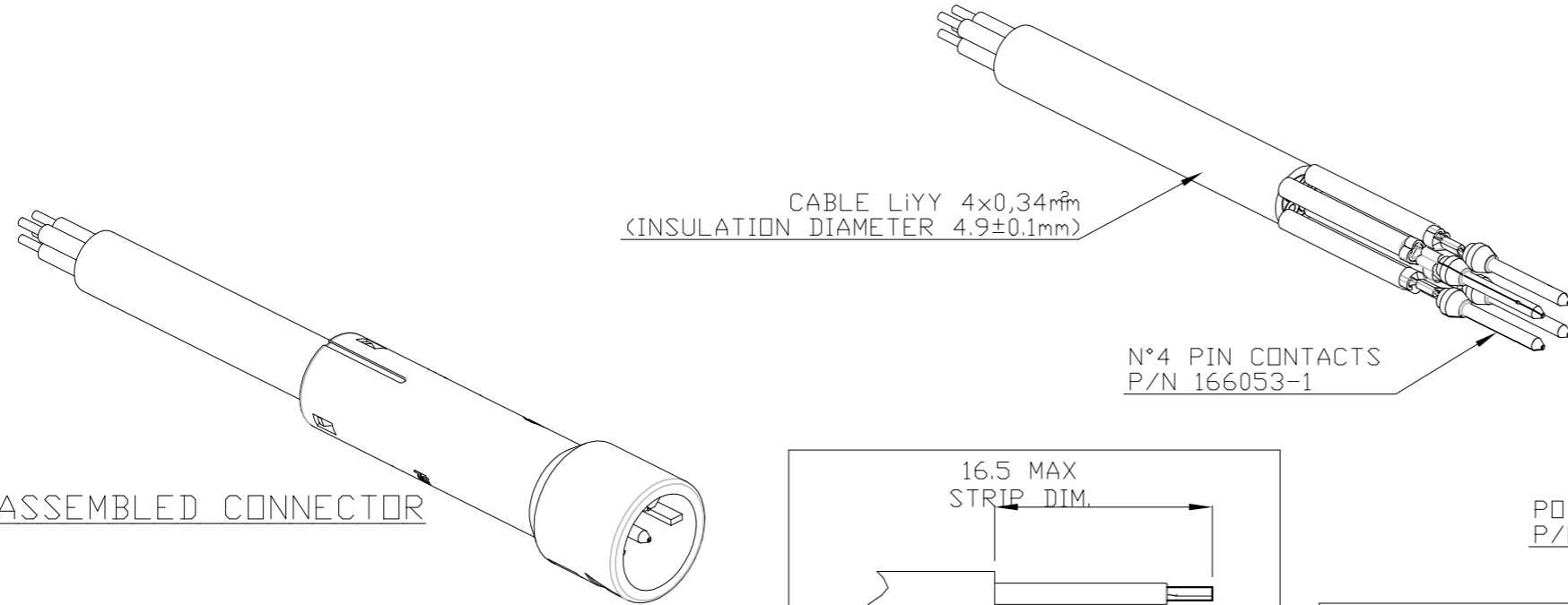
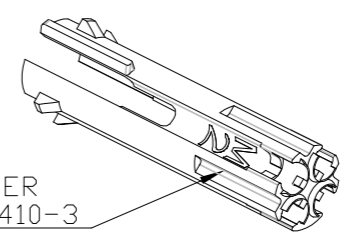


THIS DRAWING IS UNPUBLISHED. RELEASED FOR PUBLICATION 2008 , - .
 © COPYRIGHT 2008 TE Connectivity Ltd. ALL RIGHTS RESERVED.

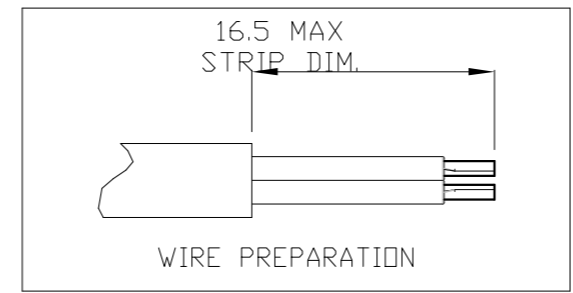
REVISIONS				
P	LTR	DESCRIPTION	DATE	DWN APVD
	D	ECR-18-000229	08JAN2018	GCM JL
	D1	ECR-19-008407	28MAY2019	RS MZ



MOUNTING OVERVIEW
 CONTACTS MUST BE MOUNTED ON THE POSITIONER BEFORE TO INSERT THEM INTO THE HOUSING. MOUNTING SHALL BE ACCORDING TO THE TYCO ELECTRONICS APPLICATION SPEC. 114-20147.

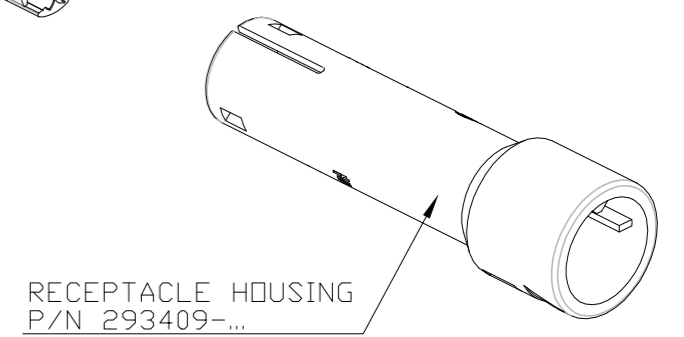


VOLTAGE: < 30V r.m.s. (42V PEAK)
 MAXIMUM CURRENT: 2A PER WAY (FULL LOADED)

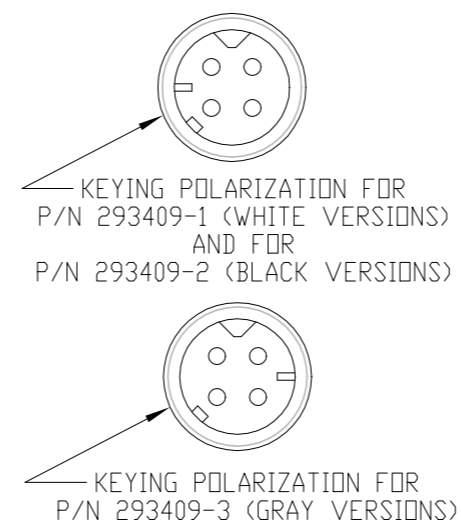
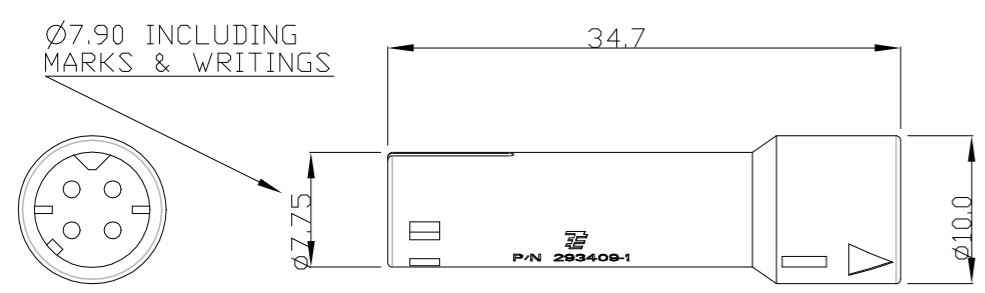


THE PRESENTED PRODUCT / DESIGN WILL BE RELEASED FOR THE MANUFACTURING OF THE NECESSARY PRODUCTION TOOLS HEREBY. FURTHER CHANGES HAS TO BE PAID BY CUSTOMER.

DATE, SIGN OF THE CUSTOMER



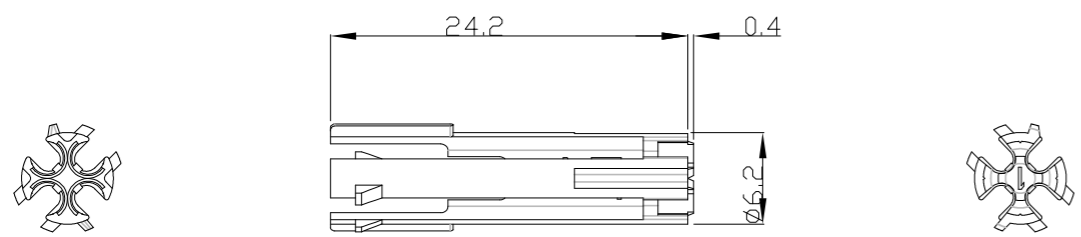
MALE HOUSING (N° 3 VERSIONS):
 - P/N 293409-1 (REV. B) IN WHITE COLOUR
 - P/N 293409-2 (REV. B) IN BLACK COLOUR
 - P/N 293409-3 (REV. B) IN GRAY COLOUR



PACKAGING: N° 1500 PCS INTO CARTON BOX, ACCORDING TO PACKAGING SPEC. 107-20289.

OBSOLETE	MALE HOUSING P/N	POSITIONER P/N	PART NUMBER (KIT)	REV.
	293409-3	293410-3	293412-3 (GRAY VERSION)	B
	293409-2	293410-3	293412-2 (BLACK VERSION)	B
	293409-1	293410-3	293412-1 (WHITE VERSION)	B

POSITIONER (N° 1 VERSION):
 - P/N 293410-3 (REV. B) , IN GRAY COLOUR



THIS DRAWING IS A CONTROLLED DOCUMENT.

DIMENSIONS: mm	TOLERANCES UNLESS OTHERWISE SPECIFIED:	DWN 12SEP2008 D. CHIARELLI	TE Connectivity NAME 4 POS. LOW VOLTAGE, FREE HANGING, MALE CONNECTOR FOR EUROPE MARKET
	0 PLC ± 0.5	CHK 12SEP2008 D. CHIARELLI	
	1 PLC ± 0.3	APVD 12SEP2008 G. TURCO	
	2 PLC ± 0.2	PRODUCT SPEC 108-20293	
MATERIAL	FINISH	APPLICATION SPEC 114-20147	SIZE CAGE CODE DRAWING NO RESTRICTED TO
PLASTIC PARTS: PA, ACC. TO GLOW WIRE 750°C NO FLAME	-	WEIGHT	A3 00779 C-293412
CUSTOMER DRAWING			SCALE 2:1 SHEET 1 OF 1 REV D1