THIS DRAWING IS UNPUBLISHED. RELEASED FOR PUBLICATION 20
© COPYRIGHT 20 BY - ALL RIGHTS RESERVED.

LOC	DIST
ES	00

REVISIONS

P	LTR	DESCRIPTION	DATE	DWN	APVD
	M1	ADD NEW DASH NUMBER 7-0	08FEB2014	AL	SZ
	M2	ADD NEW DASH NUMBER	21MAR2014	AL	SZ

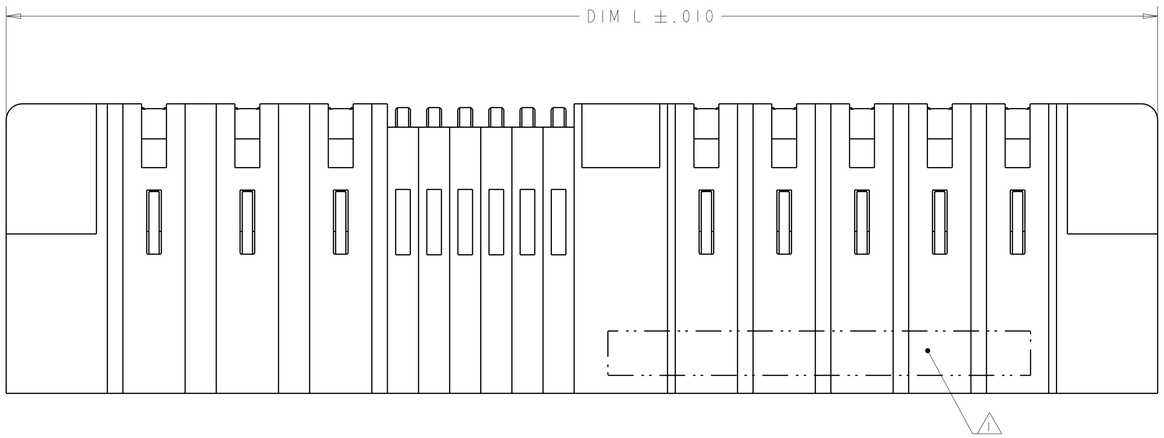

1. "AMP" PART NUMBER AND DATE CODE TO BE MARKED IN AREA SHOWN. PARTS UNDER 2.500 LONG MAY BE MARKED ON BOTH SIDES.

2. MATERIAL: HOUSING - GLASS FILLED HIGH TEMP THERMO PLASTIC, UL 94 V-0
   SIGNAL CONTACT - COPPER ALLOY
   POWER CONTACT - HIGH CONDUCTIVITY COPPER ALLOY.

3. CONTACT FINISHE:
   NOBLE METAL PLATED ON THE CONTACT FUNCTIONAL AREA OF POWER AND SIGNAL CONTACTS.

4. MECHANICAL CONNECTOR KEEP OUT ZONE. WHEN PLACING CONNECTORS END-TO-END, ALLOW ADDITIONAL 0.1 CLEARANCE BETWEEN CONNECTORS FOR LATCH ACTIVATION.

5. DATUM AND BASIC DIMENSIONS ESTABLISHED BY CUSTOMER.

6. PCB - ALL HOLE DIAMETERS ARE FINISHED HOLE SIZES.

7. PCB - .0453±.0010 DRILLED HOLES PLATED WITH .0003 MIN Sn OVER .001 TO .003 Cu PLATING TO ACHIEVE A .040 DIA HOLE.

8. OPTIONAL CENTER MODULE WITH Ø.150 THRU HOLE OR HOLD DOWN FEATURE.

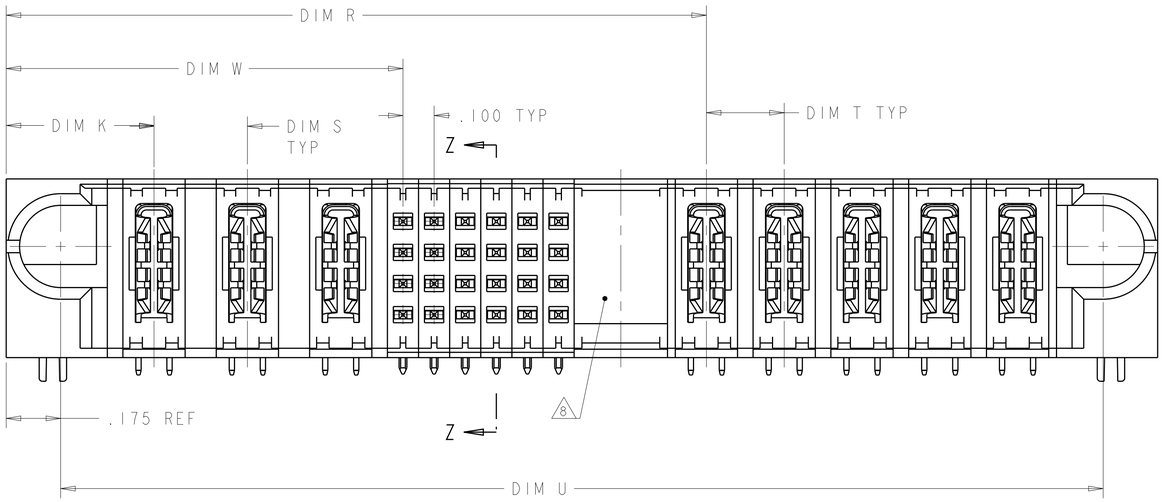

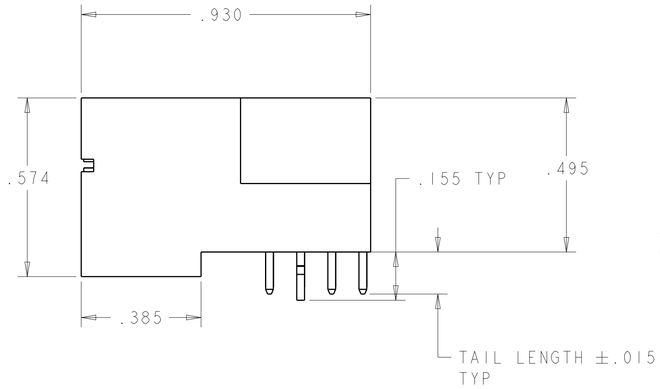

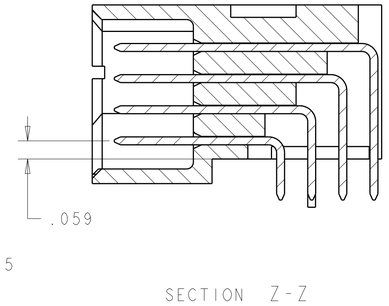

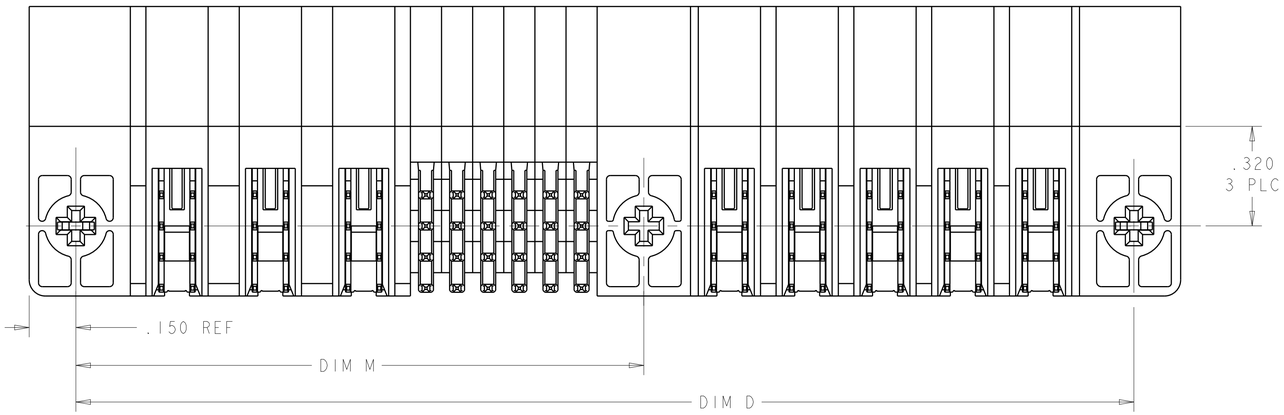

THIS DRAWING IS A CONTROLLED DOCUMENT.

DIMENSIONS: INCHES

TOLERANCES UNLESS OTHERWISE SPECIFIED:
0 PLC ±-
1 PLC ±-
2 PLC ±.01
3 PLC ±.005
4 PLC ±.0020
ANGLES ±2°

MATERIAL - 2
FINISH - 3

DWN	R GRZYBOWSKI	02FEB05
CHK	M PERCHERKE	02FEB05
APVD	M PERCHERKE	02FEB05

PRODUCT SPEC 108-1973
APPLICATION SPEC 114-13038
WEIGHT -

TE Connectivity

NAME RIGHT ANGLE HEADER W/GUIDES ASSEMBLY MULTI-BEAM XL -

SIZE	CAGE CODE	DRAWING NO	RESTRICTED TO
A1	00779	C-6450120	-

CUSTOMER DRAWING | SCALE 4:1 | SHEET 1 OF 24 | REV M2

4805 (3/11)

THIS DRAWING IS UNPUBLISHED. RELEASED FOR PUBLICATION 20
© COPYRIGHT 20 BY - ALL RIGHTS RESERVED.

LOC	DIST
ES	00

REVISIONS

P	LTR	DESCRIPTION	DATE	DWN	APVD
	-	SEE SHEET 1	-	-	-

PART NUMBER	ROWS
6450120-1	D C B A
8P + 32S + 8P	

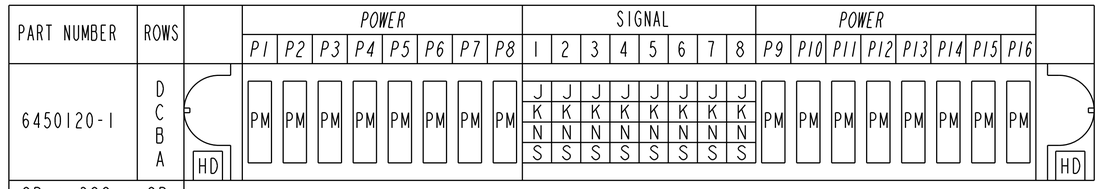

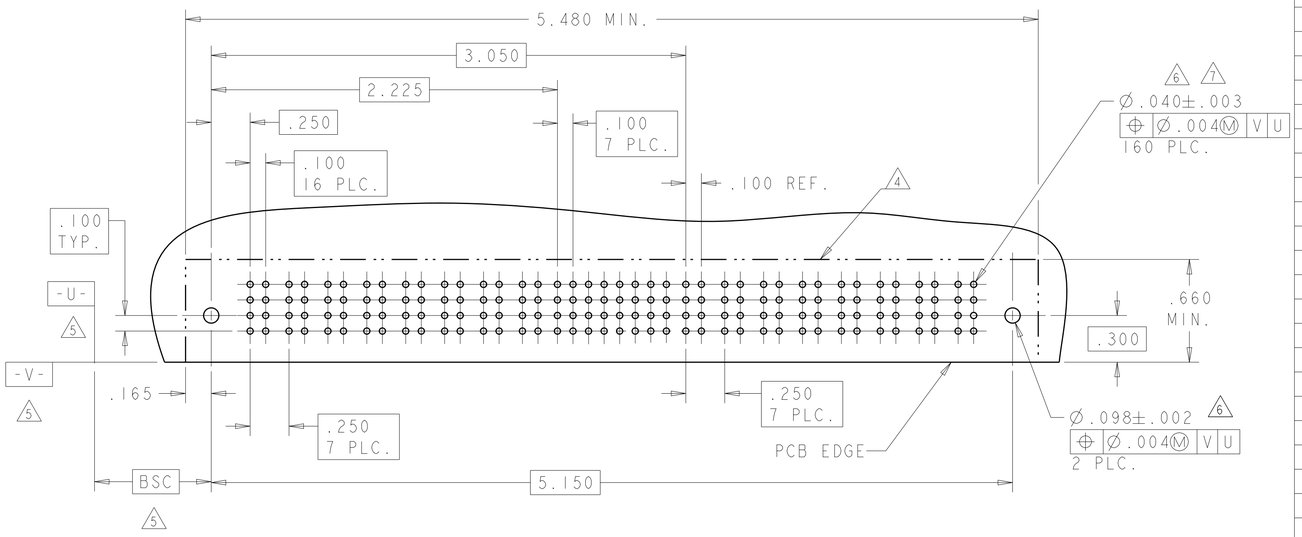

	U	S	T	R	W	D	M	L	K	DESCRIPTION	PART NUMBER
M2	1.700	.250	.250	1.300	.875	1.750	-	2.050	.450	2P+16S+2P	7-6450120-1
	2.700	.200	-	2.600	1.425	2.750	-	3.050	.450	5P + 44S + 1P	7-6450120-0
	1.100	-	-	1.000	.625	1.150	-	1.450	.450	1P+12S+1P	6-6450120-9
	1.000	-	-	.900	.625	1.050	-	1.350	.450	1P + 8S + 1P	6-6450120-8
	2.850	.300	.200	2.125	1.825	2.900	-	3.200	.450	7HDP + 8S + 3ACP	6-6450120-7
	2.650	.250	.200	1.550	.875	2.700	-	3.000	.450	2P + 24S + 6P	6-6450120-6
	2.300	.300	.250	1.950	1.275	2.350	-	2.650	.475	3ACP + 24S + 2P	6-6450120-5
	3.100	.250	.250	2.250	1.875	3.150	-	3.450	.450	6P + 12S + 4P	6-6450120-4
	2.400	.250	.250	1.800	1.125	2.450	-	2.750	.475	3P + 24S + 3P	6-6450120-1
	3.000	.300	.250	1.650	1.325	3.050	-	3.350	.475	3ACP + 8S + 6P	6-6450120-0
	1.900	.300	.250	1.550	1.275	1.950	-	2.250	.475	3ACP + 8S + 2P	5-6450120-9
	2.800	-	-	-	0.375	2.850	-	3.150	-	100S	5-6450120-8
	2.700	.250	.250	2.100	1.125	2.750	-	3.050	.450	3P + 36S + 3P	5-6450120-7
	1.100	-	-	1.000	.625	1.150	-	1.450	.450	1P + 12S + 1P	5-6450120-6
	3.250	.300	.250	2.525	2.175	3.300	-	3.600	.450	7P + 8S + 3ACP	5-6450120-5
	2.400	.250	.250	1.550	.875	2.450	-	2.750	.450	2P + 24S + 4P	5-6450120-3
	5.400	.300	.300	2.875	2.175	5.450	-	5.750	.475	6P + 24S + 9P	5-6450120-2
	3.800	.250	.300	1.875	1.375	3.850	-	4.150	.450	4P + 16S + 7ACP	5-6450120-0
	1.600	.250	.250	1.250	.875	1.650	-	1.950	.450	2P + 12S + 2P	4-6450120-9
	2.900	.250	.250	2.050	1.375	2.950	-	3.250	.450	4P + 24S + 4P	4-6450120-8
	1.900	.250	.250	1.550	0.875	1.950	-	2.250	.450	2P + 24S + 2P	4-6450120-7
	2.000	.250	.250	1.400	1.125	2.050	-	2.350	.450	3P + 8S + 3P	4-6450120-6
	2.900	.250	.250	3.550	2.875	5.950	-	6.250	.450	10P + 24S + 10P	4-6450120-5
	3.700	.200	.300	2.700	2.025	3.750	-	4.050	.450	8P + 24S + 4ACP	4-6450120-4
	2.900	.300	.250	2.050	1.575	2.950	-	3.250	.475	4ACP+16S+4P	4-6450120-3
	4.375	.250	.300	3.375	2.375	4.425	3.100	4.725	.450	8P + 24S + 1M + 4ACP	4-6450120-2
	4.100	.300	.250	2.250	1.575	4.150	-	4.450	.475	4ACP + 24S + 8P	4-6450120-0
	3.800	.250	.250	3.450	.875	3.850	-	4.150	.450	2P + 100S + 2P	3-6450120-6
	4.600	.250	.250	3.250	1.875	4.650	-	4.950	.450	6P + 52S + 6P	3-6450120-5
	5.100	.250	.250	3.500	2.175	5.150	-	5.450	.450	7P + 48S + 7P	3-6450120-4
	3.500	.250	.300	2.775	2.375	3.550	-	3.850	.450	8P + 12S + 3ACP	3-6450120-3
	4.000	.200	.200	2.700	1.825	4.050	-	4.350	.450	7HDP + 32S + 7HDP	3-6450120-0
	3.900	.250	.250	2.550	1.875	3.950	-	4.250	.450	6P + 24S + 6P	2-6450120-7
	5.200	.300	.250	2.350	1.625	5.250	-	5.550	.475	4ACP + 24S + 12P	2-6450120-6
	2.500	.250	.250	2.150	1.425	2.550	-	2.850	.450	4P + 24S + 2P	2-6450120-5
	3.600	.250	.250	2.500	1.625	3.650	-	3.950	.450	5P + 32S + 5P	2-6450120-4
	2.500	.250	.250	2.150	.875	2.550	-	2.850	.450	2P + 48S + 2P	2-6450120-3
	4.500	.300	.250	1.650	.975	4.550	-	4.850	.475	2ACP + 24S + 12P	2-6450120-2
	2.850	.250	.250	2.000	1.125	2.900	-	3.200	.450	3P + 32S + 4P	2-6450120-1
	3.950	.200	.250	2.125	1.025	4.000	-	4.300	.425	3P + 40S + 8P	2-6450120-0
	1.400	-	-	1.300	.625	1.450	-	1.750	.450	1P + 24S + 1P	1-6450120-6
	2.000	.300	.300	1.575	.975	2.050	-	2.350	.475	2P + 20S + 2P	1-6450120-4
	1.200	-	-	1.100	.625	1.250	-	1.550	.450	1P + 16S + 1P	1-6450120-3
	2.400	.250	.250	1.800	1.125	2.450	-	2.750	.450	3P + 24S + 3P	1-6450120-2
	2.675	.200	.200	2.375	1.650	2.725	-	3.025	.450	5P + 24S + 2P	1-6450120-1
	4.350	.250	.250	3.500	2.625	4.400	-	4.700	.450	9P + 32S + 4P	1-6450120-0
	4.150	.250	.250	2.800	2.125	4.200	-	4.500	.450	7P + 24S + 6P	6450120-9
	2.800	.250	.300	2.075	1.375	2.850	-	3.150	.450	4P + 24S + 3ACP	6450120-8
	3.050	.300	.250	1.950	1.275	3.100	-	3.400	.475	3ACP + 24S + 5P	6450120-7
	7.400	.250	.250	5.050	2.875	7.450	-	7.750	.450	10P + 84S + 10P	6450120-6
	4.350	.250	.250	3.000	2.125	4.400	-	4.700	.450	7P + 32S + 6P	6450120-5
	3.650	.250	.250	2.550	1.875	3.700	-	4.000	.450	6P + 24S + 5P	6450120-4
	2.900	.250	.250	1.800	1.125	2.950	-	3.250	.450	3P + 24S + 5P	6450120-3
	1.900	.250	.250	1.550	0.875	1.950	-	2.250	.450	2P + 24S + 2P	6450120-2
	5.100	.250	.250	3.250	2.375	5.150	-	5.450	.450	8P + 32S + 8P	6450120-1

THIS DRAWING IS A CONTROLLED DOCUMENT.

DIMENSIONS: INCHES

TOLERANCES UNLESS OTHERWISE SPECIFIED:
0 PLC ±-
1 PLC ±-
2 PLC ±.01
3 PLC ±.005
4 PLC ±.0020
ANGLES ±2°

MATERIAL - -
FINISH - -

DWN R.GRZYBOWSKI 02FEB05
CHK M.PERCHERKE 02FEB05
APVD M.PERCHERKE 02FEB05
PRODUCT SPEC 108-1973
APPLICATION SPEC 114-13038
WEIGHT -

TE Connectivity

NAME RIGHT ANGLE HEADER W/GUIDES ASSEMBLY MULTI-BEAM XL -

SIZE	CAGE CODE	DRAWING NO	RESTRICTED TO
A1	00779	C-6450120	-

CUSTOMER DRAWING | SCALE 4:1 | SHEET 2 OF 24 | REV M2

THIS DRAWING IS UNPUBLISHED. RELEASED FOR PUBLICATION 20
© COPYRIGHT 20 BY - ALL RIGHTS RESERVED.

LOC	DIST
ES	00

REVISIONS

P	LTR	DESCRIPTION	DATE	DWN	APVD
	-	SEE SHEET 1	-	-	-

PART NUMBER	ROWS	POWER P1	POWER P2	SIGNAL 1	SIGNAL 2	SIGNAL 3	SIGNAL 4	SIGNAL 5	SIGNAL 6	POWER P3	POWER P4
6450120-2	D C B A	PM	PM	J K N S	J K N S	J K N S	J K N S	J K N S	J K N S	PM	PM
2P + 24S + 2P											

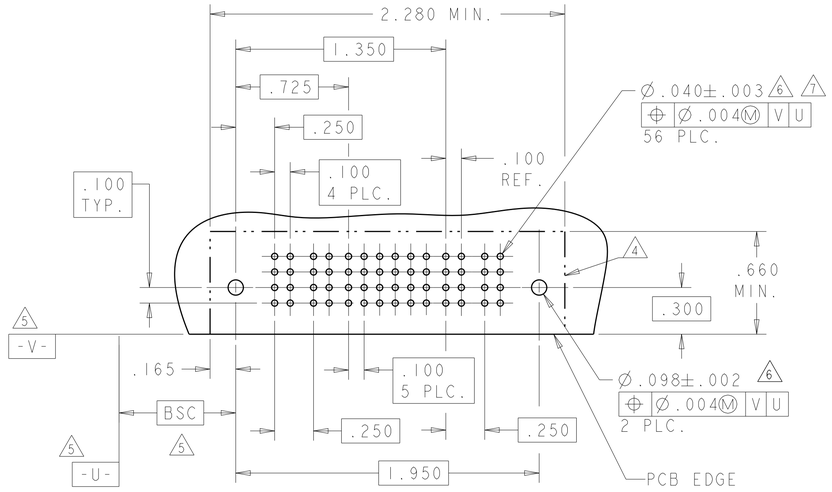

PART NUMBER	ROWS	POWER P1	POWER P2	POWER P3	SIGNAL 1	SIGNAL 2	SIGNAL 3	SIGNAL 4	SIGNAL 5	SIGNAL 6	POWER P4	POWER P5	POWER P6	POWER P7	POWER P8
6450120-3	D C B A	PM	PM	PM	J K N S	J K N S	J K N S	J K N S	J K N S	J K N S	PM	PM	PM	PM	PM
3P + 24S + 5P															

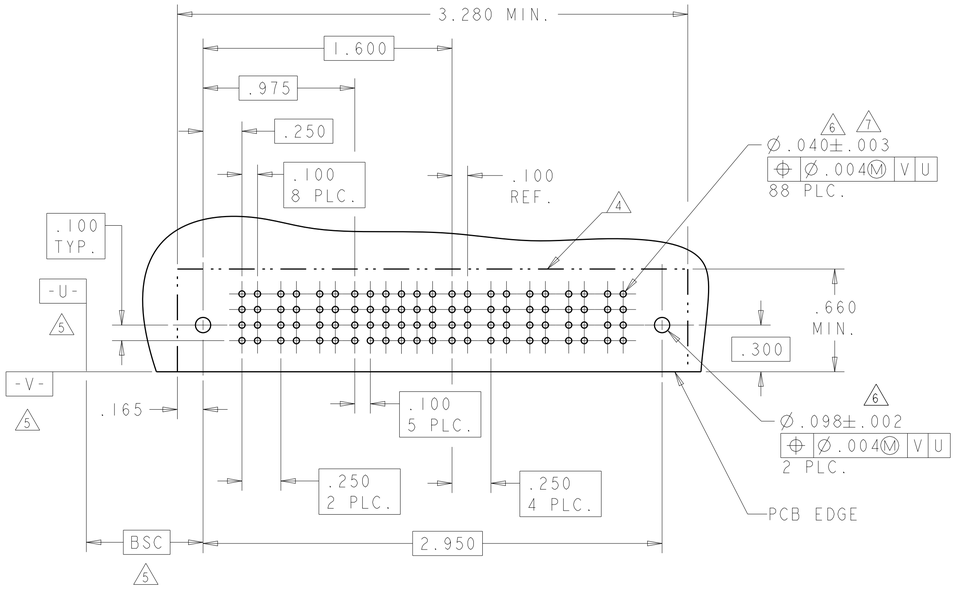

PART NUMBER	ROWS	POWER P1	POWER P2	POWER P3	POWER P4	POWER P5	POWER P6	SIGNAL 1	SIGNAL 2	SIGNAL 3	SIGNAL 4	SIGNAL 5	SIGNAL 6	POWER P7	POWER P8	POWER P9	POWER P10	POWER P11
6450120-4	D C B A	PM	PM	PM	PM	PM	PM	J K N S	J K N S	J K N S	J K N S	J K N S	J K N S	PM	PM	PM	PM	PM
6P + 24S + 5P																		

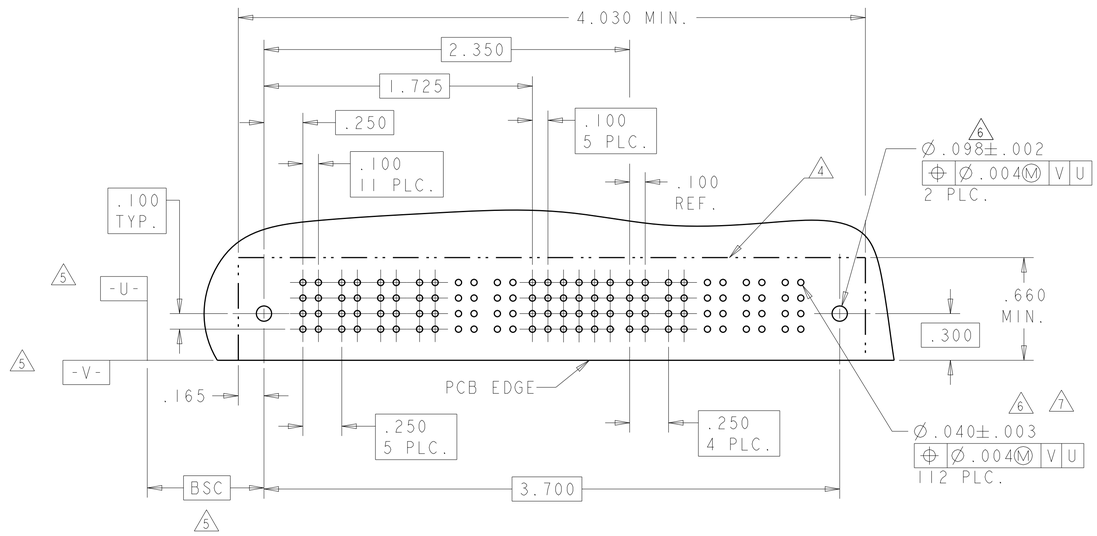

CODE	MATING SEQUENCE	TAIL LENGTH	ROW
H	MLBF	.135	A
G	MLBF	.135	B
F	MLBF	.135	C
E	MLBF	.135	D
L4	STD	.165	D
L3	STD	.165	B
L2	STD	.165	C
L1	STD	.165	A
Z	STD	.090	D
Y	STD	.090	C
R	STD	.090	B
O	STD	.090	A
F	MLBF	.135	C
G	MLBF	.135	B
J	STD	.135	D
K	STD	.135	C
N	STD	.135	B
S	STD	.135	A

SIGNAL CONTACT

CODE	TAIL LENGTH
PD	.165
PA	.090
PM	.135

POWER CONTACT

THIS DRAWING IS A CONTROLLED DOCUMENT.

DIMENSIONS: INCHES

TOLERANCES UNLESS OTHERWISE SPECIFIED:
0 PLC ±-
1 PLC ±-
2 PLC ±.01
3 PLC ±.005
4 PLC ±.0020
ANGLES ±2°

MATERIAL -
FINISH -

DWN R.GRZYBOWSKI 02FEB05
CHK M.PERCHERKE 02FEB05
APVD M.PERCHERKE 02FEB05
PRODUCT SPEC 108-1973
APPLICATION SPEC 114-13038
WEIGHT -

TE Connectivity

NAME RIGHT ANGLE HEADER W/GUIDES ASSEMBLY MULTI-BEAM XL
-

SIZE A1 | CAGE CODE 00779 | DRAWING NO C-6450120 | RESTRICTED TO -

CUSTOMER DRAWING | SCALE 4:1 | SHEET 3 OF 24 | REV M2

4805 (3/11)

THIS DRAWING IS UNPUBLISHED. RELEASED FOR PUBLICATION 20
© COPYRIGHT 20 BY - ALL RIGHTS RESERVED.

LOC	DIST
ES	00

REVISIONS

P	LTR	DESCRIPTION	DATE	DWN	APVD
	-	SEE SHEET 1	-	-	-

PART NUMBER	ROWS	POWER							SIGNAL								POWER					
		P1	P2	P3	P4	P5	P6	P7	1	2	3	4	5	6	7	8	P8	P9	P10	P11	P12	P13
6450120-5	D C B A	PM	PM	PM	PM	PM	PM	PM	J K N S	J K N S	J K N S	J K N S	J K N S	J K N S	J K N S	J K N S	PM	PM	PM	PM	PM	PM
7P + 32S + 6P		HD																				HD

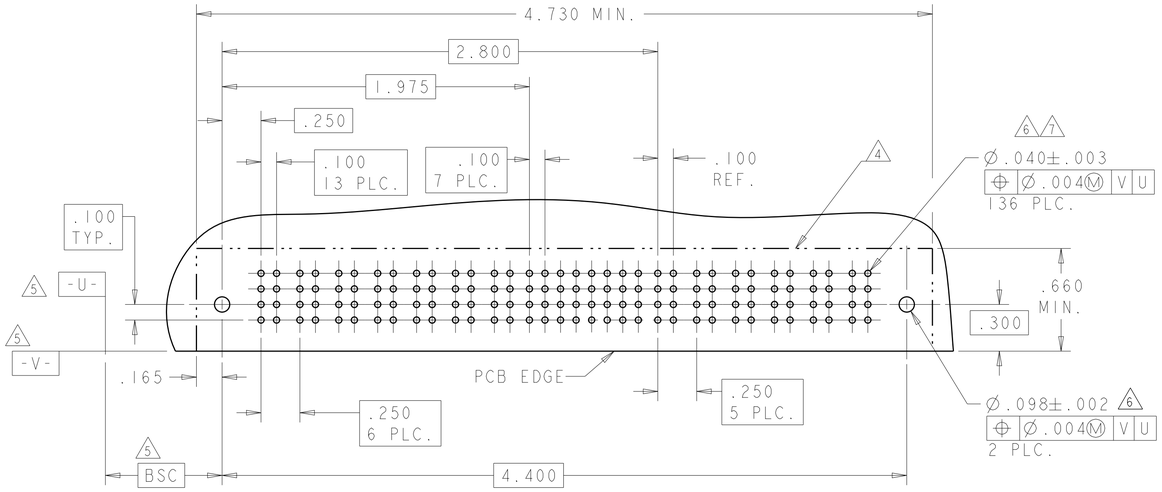

PART NUMBER	ROWS	POWER			SIGNAL						POWER				
		P1	P2	P3	1	2	3	4	5	6	P4	P5	P6	P7	P8
6450120-7	D C B A	PM	PM	PM	J K N S	J K N S	J K N S	J K N S	J K N S	J K N S	PM	PM	PM	PM	PM
3ACP + 24S + 5P		HD													HD

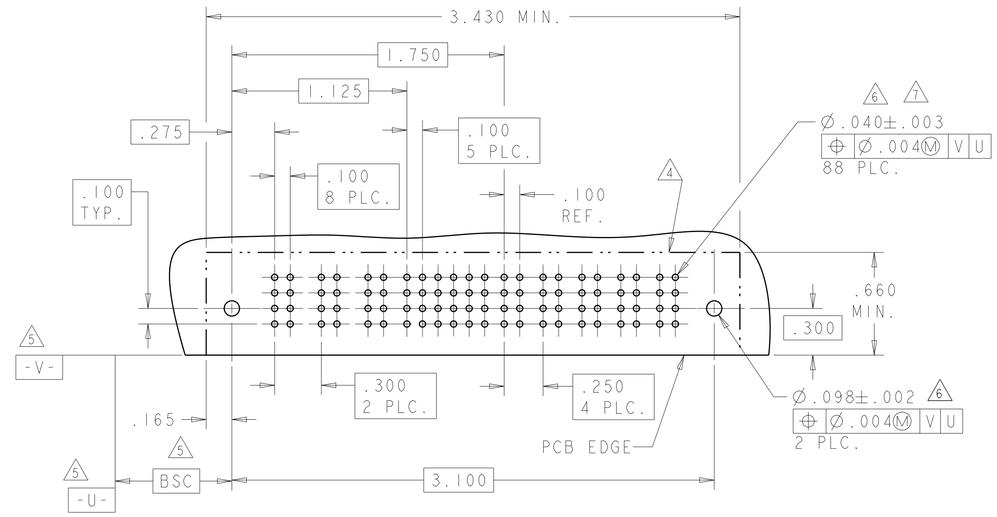

PART NUMBER	ROWS	POWER										SIGNAL																					POWER									
		P1	P2	P3	P4	P5	P6	P7	P8	P9	P10	1	2	3	4	5	6	7	8	9	10	11	12	13	14	15	16	17	18	19	20	21	P11	P12	P13	P14	P15	P16	P17	P18	P19	P20
6450120-6	D C B A	PM	PM	PM	PM	PM	PM	PM	PM	PM	PM	J K N S	J K N S	J K N S	J K N S	J K N S	J K N S	J K N S	J K N S	J K N S	J K N S	J K N S	J K N S	J K N S	J K N S	J K N S	J K N S	J K N S	J K N S	J K N S	J K N S	J K N S	PM	PM	PM	PM	PM	PM	PM	PM	PM	PM
10P + 84S + 10P		HD																																								HD

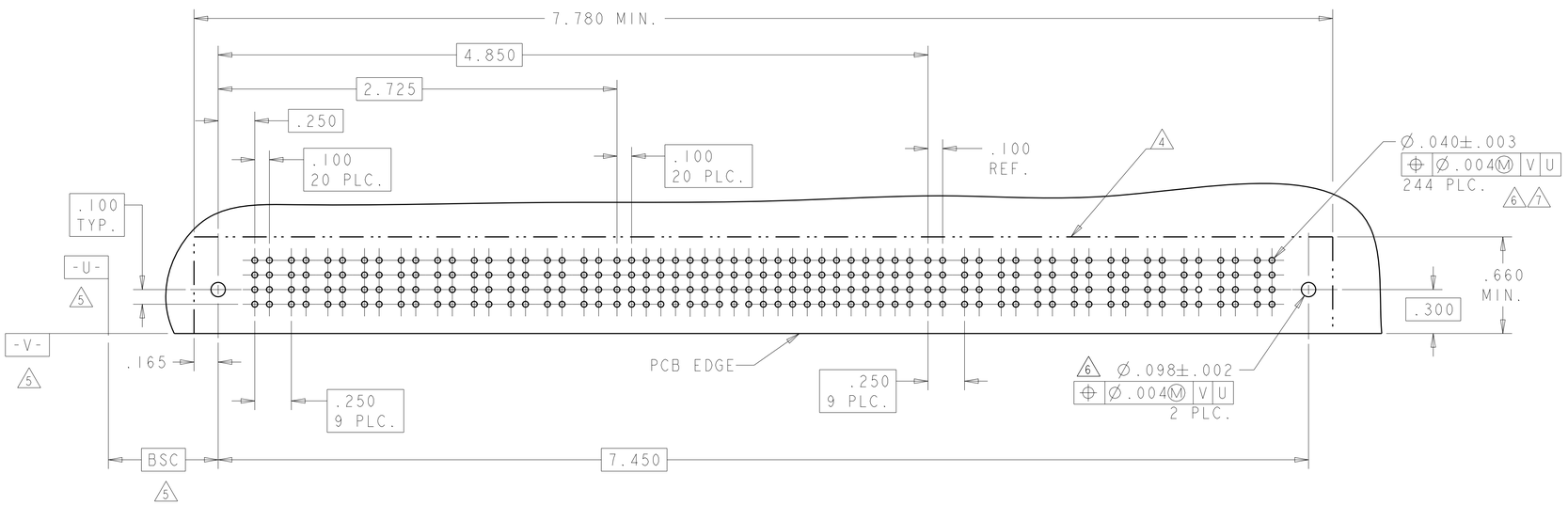

THIS DRAWING IS A CONTROLLED DOCUMENT.

DIMENSIONS: INCHES

TOLERANCES UNLESS OTHERWISE SPECIFIED:
0 PLC ±-
1 PLC ±-
2 PLC ±.01
3 PLC ±.005
4 PLC ±.0020
ANGLES ±2°

MATERIAL - -
FINISH - -

DWN	R.GRZYBOWSKI	02FEB05
CHK	M.PERCHERKE	02FEB05
APVD	M.PERCHERKE	02FEB05

PRODUCT SPEC 108-1973
APPLICATION SPEC 114-13038
WEIGHT -

TE Connectivity

NAME RIGHT ANGLE HEADER W/GUIDES ASSEMBLY MULTI-BEAM XL -

SIZE	CAGE CODE	DRAWING NO	RESTRICTED TO
A1	00779	C-6450120	-

CUSTOMER DRAWING

SCALE	SHEET	OF	REV
4:1	4	24	M2

THIS DRAWING IS UNPUBLISHED. RELEASED FOR PUBLICATION 20
© COPYRIGHT 20 BY - ALL RIGHTS RESERVED.

LOC	DIST
ES	00

REVISIONS

P	LTR	DESCRIPTION	DATE	DWN	APVD
	-	SEE SHEET 1	-	-	-

PART NUMBER	ROWS	POWER				SIGNAL						POWER		
		P1	P2	P3	P4	1	2	3	4	5	6	P5	P6	P7
6450120-8	D C B A	PM	PM	PM	PM	J K N S	J K N S	J K N S	J K N S	J K N S	J K N S	PM	PM	PM
4P + 24S + 3ACP														

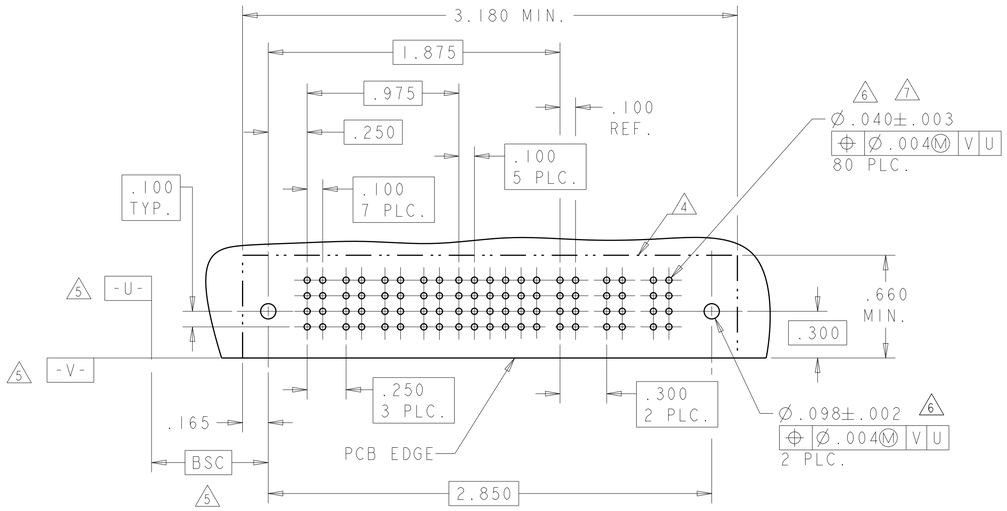

PART NUMBER	ROWS	POWER									SIGNAL								POWER			
		P1	P2	P3	P4	P5	P6	P7	P8	P9	1	2	3	4	5	6	7	8	P10	P11	P12	P13
1-6450120-0	D C B A	PM	PM		PM	PM	PM	PM	PM	PM	J K N S	J K N S	J K N S	J K N S	J K N S	J K N S	J K N S	J K N S	PM	PM	PM	PM
9P + 32S + 4P																						

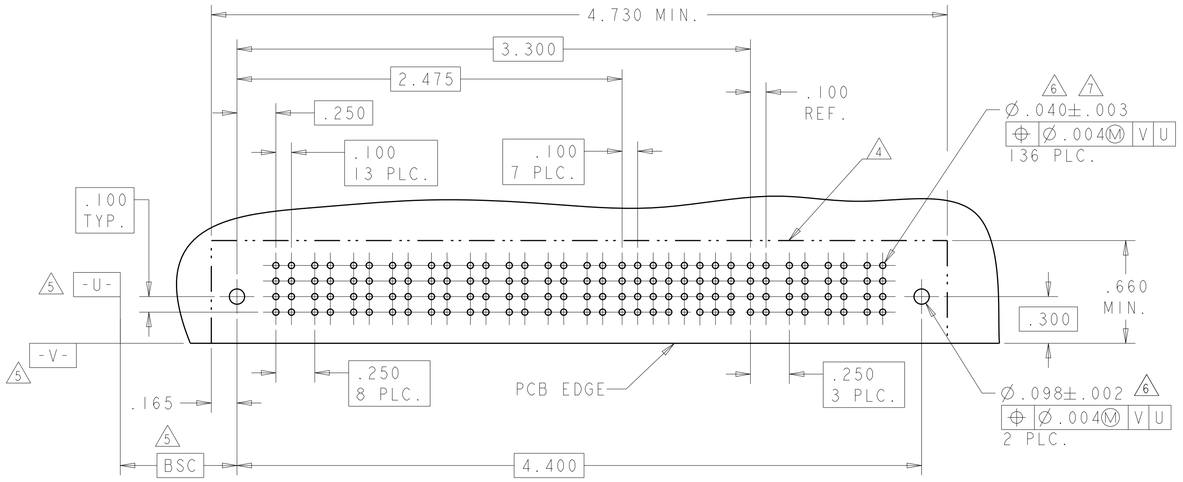

PART NUMBER	ROWS	POWER							SIGNAL								POWER					
		P1	P2	P3	P4	P5	P6	P7	1	2	3	4	5	6	P8	P9	P10	P11	P12	P13
6450120-9	D C B A	PM	PM	PM	PM	PM	PM	PM	J K N S	J K N S	J K N S	J K N S	J K N S	J K N S	PM	PM	PM	PM	PM	PM
7P + 24S + 6P																				

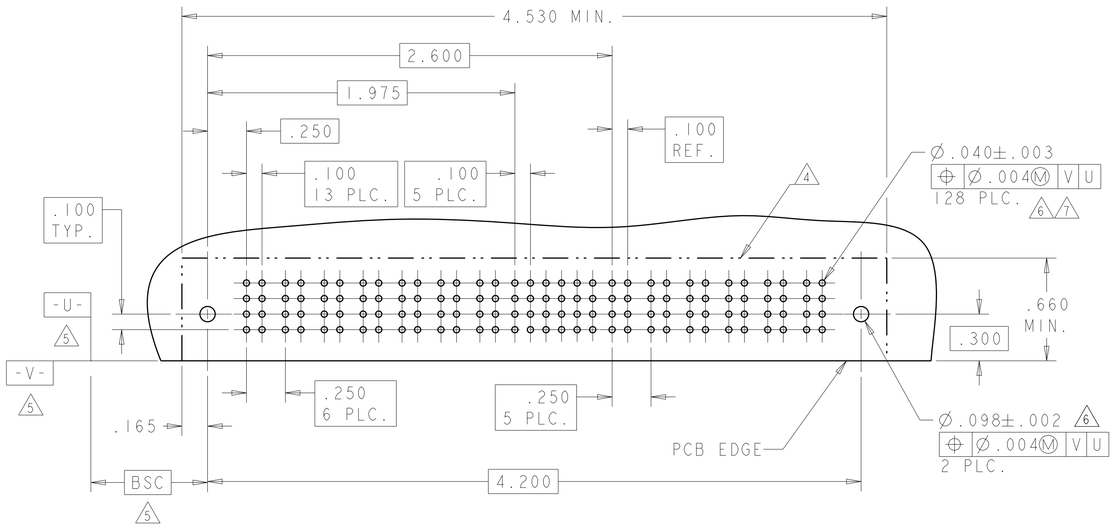

PART NUMBER	ROWS	POWER			SIGNAL								POWER			
		P1	P2	P3	1	2	3	4	5	6	7	8	P4	P5	P6	P7
2-1450120-1	4 3 2 1	PM	PM	PM	J K N S	J K N S	J K N S	J K N S	J K N S	J K N S	J K N S	J K N S	PM	PM	PM	PM
3P + 32S + 4P																

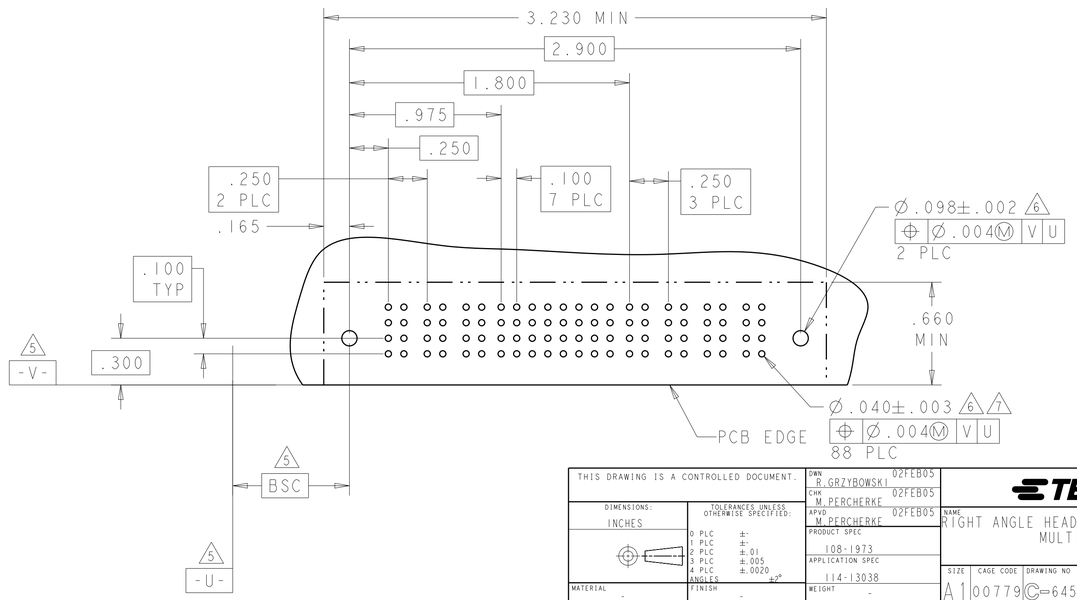

THIS DRAWING IS A CONTROLLED DOCUMENT.

DIMENSIONS: INCHES

TOLERANCES UNLESS OTHERWISE SPECIFIED:
0 PLC ±-
1 PLC ±-
2 PLC ±.01
3 PLC ±.005
4 PLC ±.0020
ANGLES ±2°

MATERIAL - -
FINISH - -

DWN R.GRZYBOWSKI 02FEB05
CHK M.PERCHERKE 02FEB05
APVD M.PERCHERKE 02FEB05
PRODUCT SPEC 108-1973
APPLICATION SPEC 114-13038
WEIGHT -

TE Connectivity

NAME RIGHT ANGLE HEADER W/GUIDES ASSEMBLY MULTI-BEAM XL -

SIZE A1 | CAGE CODE 00779 | DRAWING NO C-6450120 | RESTRICTED TO -

CUSTOMER DRAWING | SCALE 4:1 | SHEET 5 OF 24 | REV M2

4805 (3/11)

THIS DRAWING IS UNPUBLISHED. RELEASED FOR PUBLICATION 20
© COPYRIGHT 20 BY - ALL RIGHTS RESERVED.

LOC	DIST
ES	00

REVISIONS

P	LTR	DESCRIPTION	DATE	DWN	APVD
	-	SEE SHEET 1	-	-	-

PART NUMBER	ROWS	POWER					SIGNAL						POWER	
		P1	P2	P3	P4	P5	1	2	3	4	5	6	P6	P7
1-6450120-1	D C B A	PM	PM		PM	PM	J K N S	J K N S	J K N S	J K N S	J K N S	J K N S	PM	PM
5P + 24S + 2P														

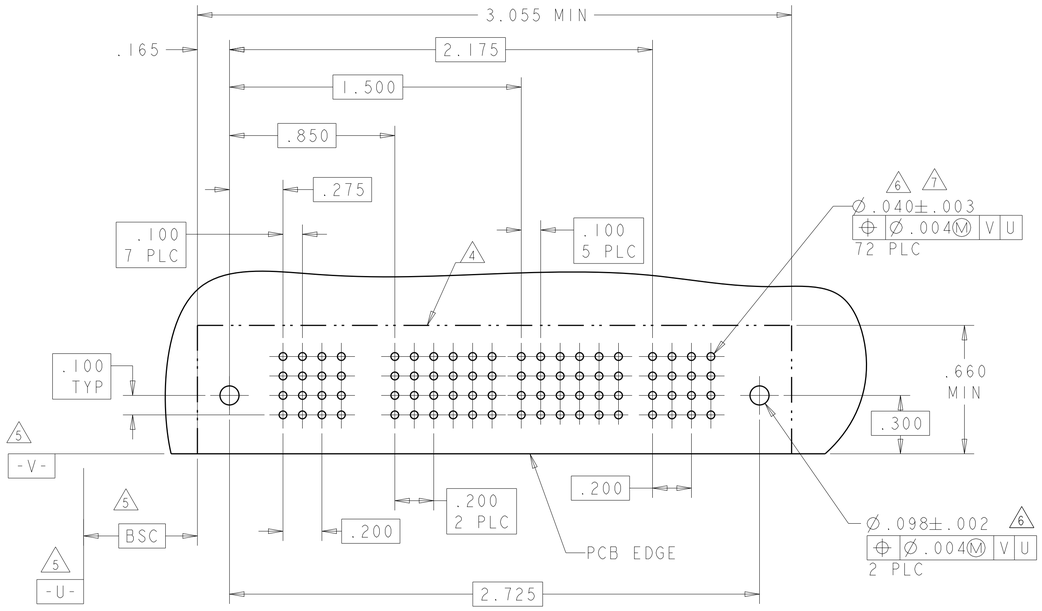

PART NUMBER	ROWS	POWER	SIGNAL				POWER	
		P1	1	2	3	4	P2	
1-6450120-3	D C B A	PM	J K N S	J K N S	J K N S	J K N S	PM	
1P + 16S + 1P								

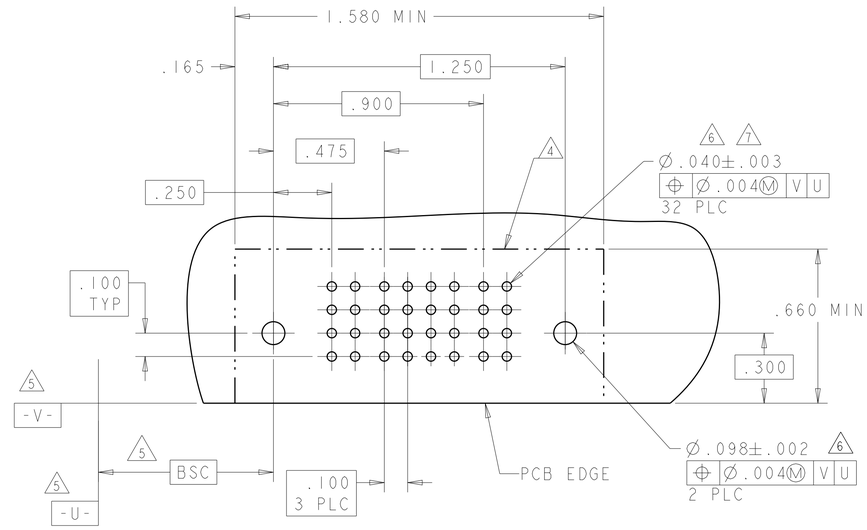

PART NUMBER	ROWS	POWER		SIGNAL					POWER	
		P1	P2	1	2	3	4	5	P3	P4
1-6450120-2	D C B A	PM	PM	J K N S	J K N S	J K N S	J K N S	J K N S	PM	PM
3P + 24S + 3P										

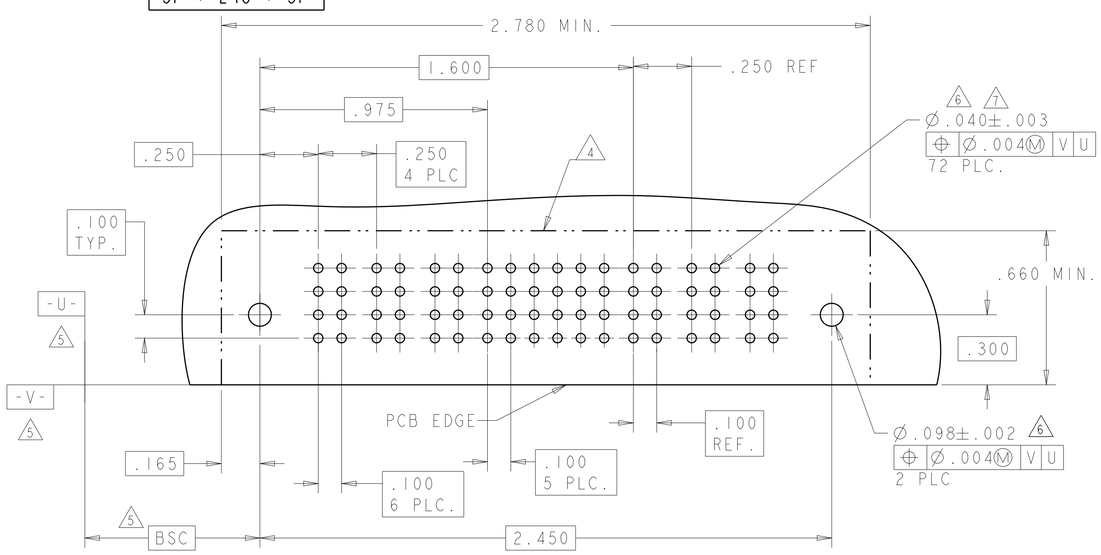

PART NUMBER	ROWS	POWER		SIGNAL					POWER	
		P1	P2	1	2	3	4	5	P3	P4
1-6450120-4	D C B A	PM	PM	J K N S	J K N S	J K N S	J K N S	J K N S	PM	PM
2P + 20S + 2P										

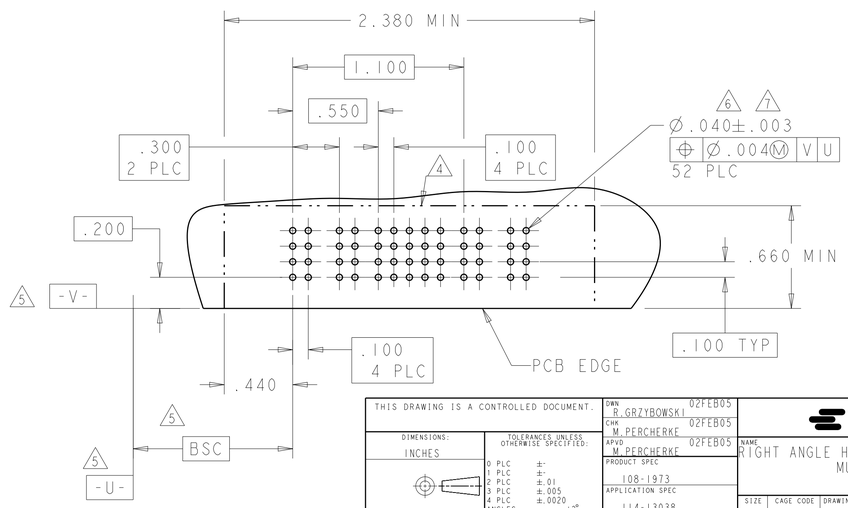

THIS DRAWING IS A CONTROLLED DOCUMENT.

DIMENSIONS: INCHES

TOLERANCES UNLESS OTHERWISE SPECIFIED:
0 PLC ±-
1 PLC ±-
2 PLC ±.01
3 PLC ±.005
4 PLC ±.0020
ANGLES ±2°

MATERIAL -
FINISH -

DWN	R GRZYBOWSKI	02FEB05
CHK	M PERCHERKE	02FEB05
APVD	M PERCHERKE	02FEB05
PRODUCT SPEC	108-1973	
APPLICATION SPEC	114-13038	
WEIGHT	-	

TE Connectivity

NAME RIGHT ANGLE HEADER W/GUIDES ASSEMBLY MULTI-BEAM XL -

SIZE	CAGE CODE	DRAWING NO	RESTRICTED TO
A1	00779	C-6450120	-

CUSTOMER DRAWING | SCALE 4:1 | SHEET 6 OF 24 | REV M2

4805 (3/11)

THIS DRAWING IS UNPUBLISHED. RELEASED FOR PUBLICATION 20
© COPYRIGHT 20 BY - ALL RIGHTS RESERVED.

LOC	DIST
ES	00

REVISIONS

P	LTR	DESCRIPTION	DATE	DWN	APVD
	-	SEE SHEET 1	-	-	-

PART NUMBER	ROWS
1-6450120-6	D C B A
1P + 24S + 1P	

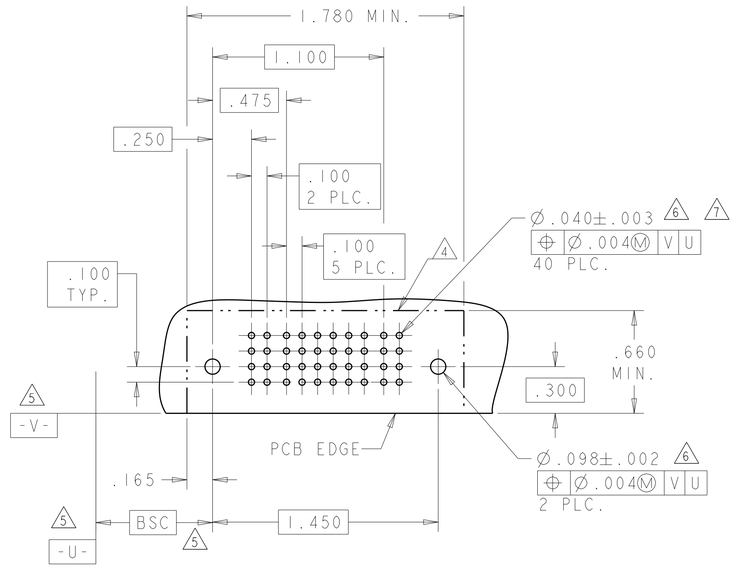

PART NUMBER	ROWS
2-6450120-2	D C B A
2ACP + 24S + 12P	

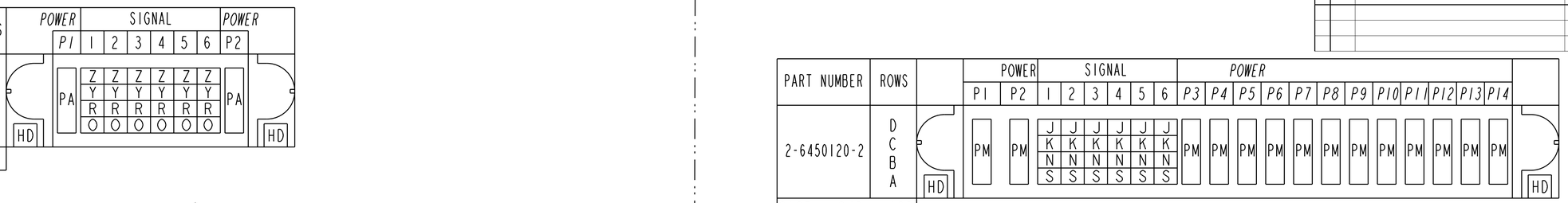

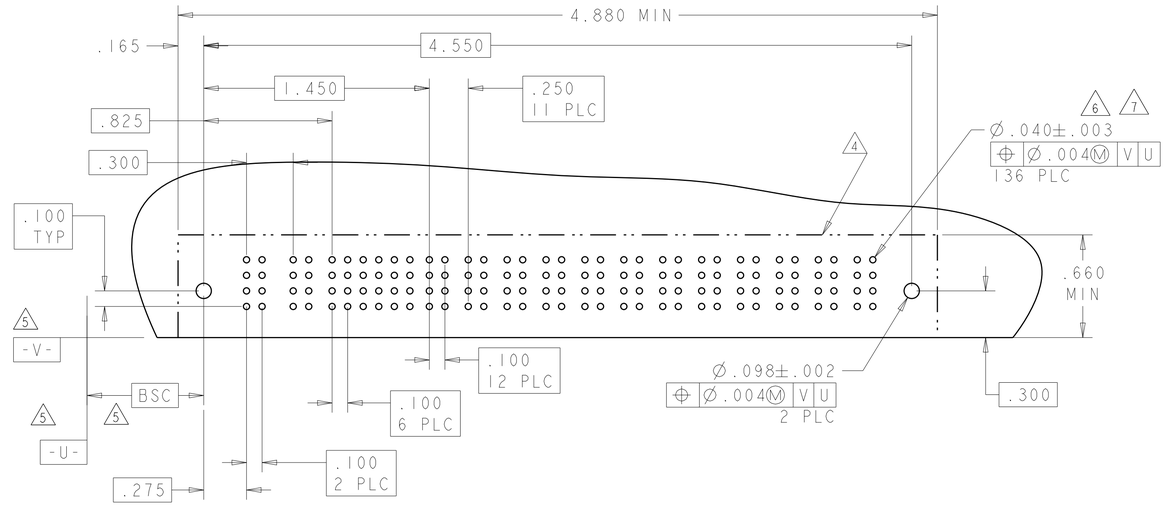

PART NUMBER	ROWS
2-6450120-0	D C B A
3P + 40S + 8P	

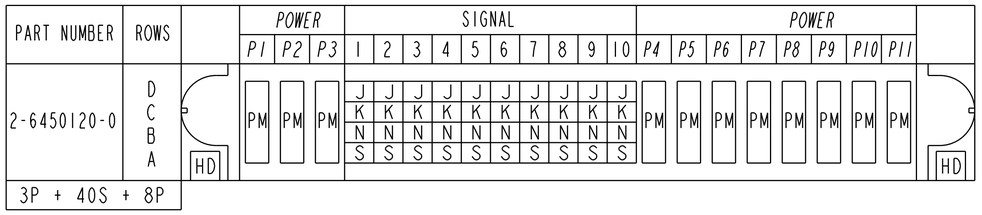

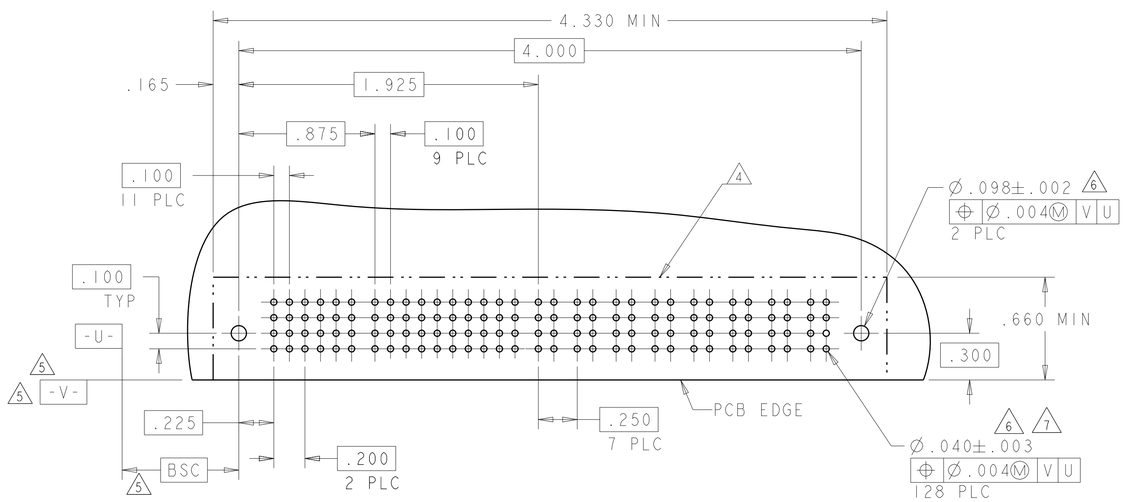

PART NUMBER	ROWS
2-6450120-3	D C B A
2P + 48S + 2P	

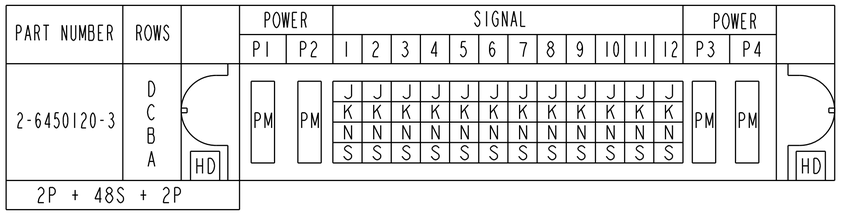

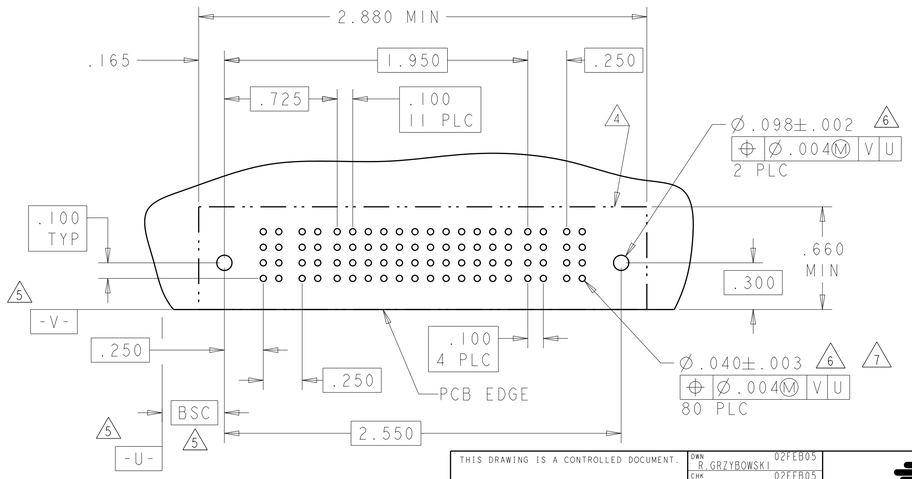

THIS DRAWING IS A CONTROLLED DOCUMENT.

DIMENSIONS: INCHES

TOLERANCES UNLESS OTHERWISE SPECIFIED:
0 PLC ±
1 PLC ±
2 PLC ±.01
3 PLC ±.005
4 PLC ±.0020
ANGLES ±2°

MATERIAL - -
FINISH - -

DWN	R.GRZYBOWSKI	02FEB05
CHK	M.PERCHERKE	02FEB05
APVD	M.PERCHERKE	02FEB05
PRODUCT SPEC	108-1973	
APPLICATION SPEC	114-13038	
WEIGHT	-	

TE Connectivity

NAME RIGHT ANGLE HEADER W/GUIDES ASSEMBLY MULTI-BEAM XL -

SIZE	CAGE CODE	DRAWING NO	RESTRICTED TO
A1	00779	C-6450120	-

CUSTOMER DRAWING SCALE 4:1 SHEET 7 OF 24 REV M2

4805 (3/11)

THIS DRAWING IS UNPUBLISHED. RELEASED FOR PUBLICATION 20
© COPYRIGHT 20 BY - ALL RIGHTS RESERVED.

LOC	DIST
ES	00

REVISIONS

P	LTR	DESCRIPTION	DATE	DWN	APVD
	-	SEE SHEET 1	-	-	-

PART NUMBER	ROWS	POWER					SIGNAL								POWER				
		P1	P2	P3	P4	P5	1	2	3	4	5	6	7	8	P6	P7	P8	P9	P10
2-6450120-4	D C B A	PM	PM	PM	PM	PM	J K N S	J K N S	J K N S	J K N S	J K N S	J K N S	J K N S	J K N S	PM	PM	PM	PM	PM
5P + 32S + 5P																			

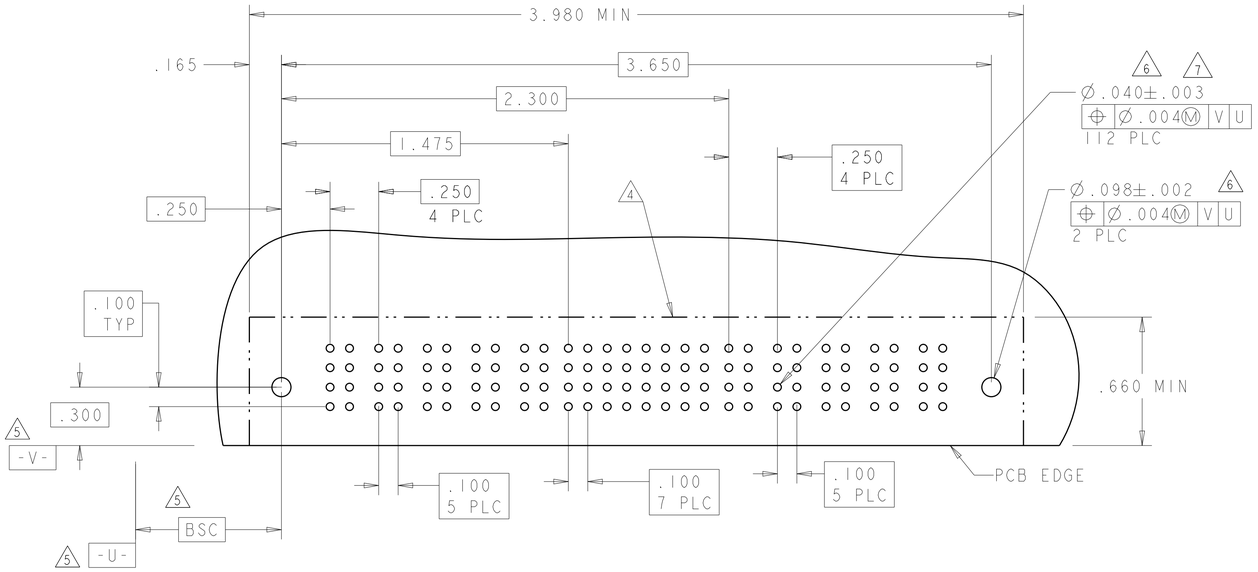

PART NUMBER	ROWS	AC POWER				SIGNAL						POWER											
		P1	P2	P3	P4	1	2	3	4	5	6	P5	P6	P7	P8	P9	P10	P11	P12	P13	P14	P15	P16
2-6450120-6	D C B A	PM	PM	PM	PM	J K N S	J K N S	J K N S	J K N S	J K N S	J K N S	PM	PM	PM	PM	PM	PM	PM	PM	PM	PM	PM	PM
4ACP + 24S + 12P																							

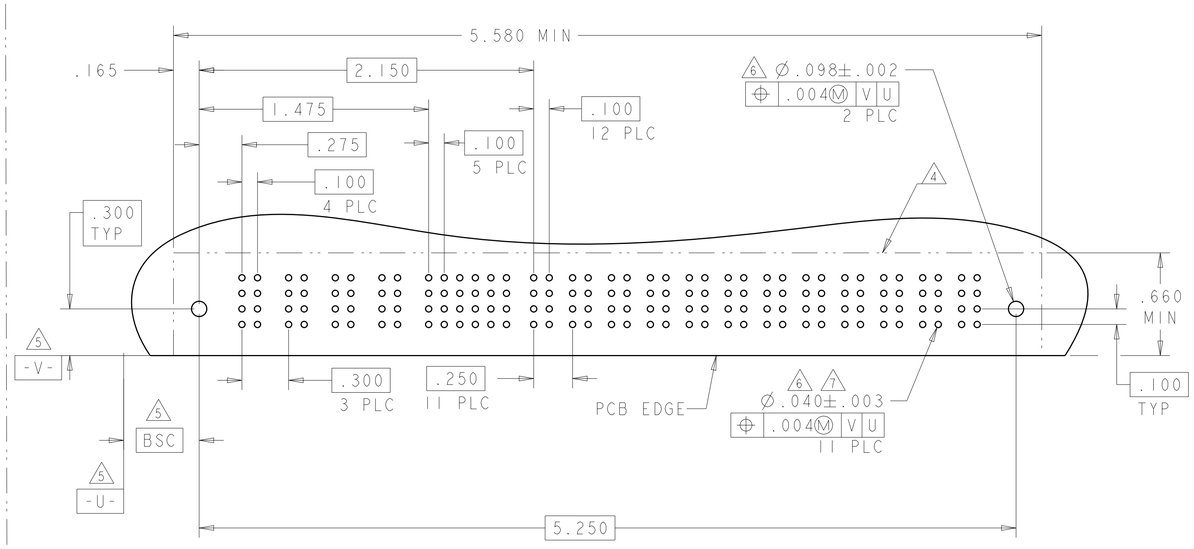

PART NUMBER	ROWS	POWER								SIGNAL			POWER			
		P1	P2	P3	P4	P5	P6	P7	P8	1	2	3	P9	P10	P11	
3-6450120-3	D C B A	PM	PM	PM	PM	PM	PM	PM	PM	J K N S	J K N S	J K N S	PM	PM	PM	
8P + 12S + 3ACP																

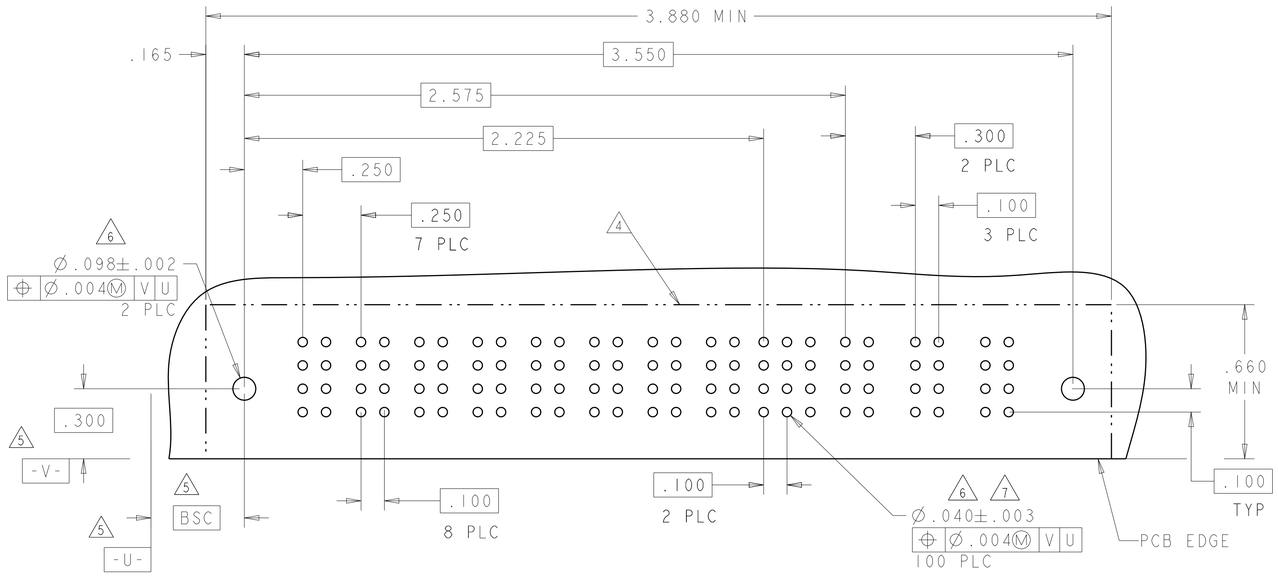

PART NUMBER	ROWS	POWER						SIGNAL						POWER						
		P1	P2	P3	P4	P5	P6	1	2	3	4	5	6	P7	P8	P9	P10	P11	P12	
2-6450120-7	D C B A	PM	PM	PM	PM	PM	PM	J K N S	J K N S	J K N S	J K N S	J K N S	J K N S	PM	PM	PM	PM	PM	PM	
6P + 24S + 6P																				

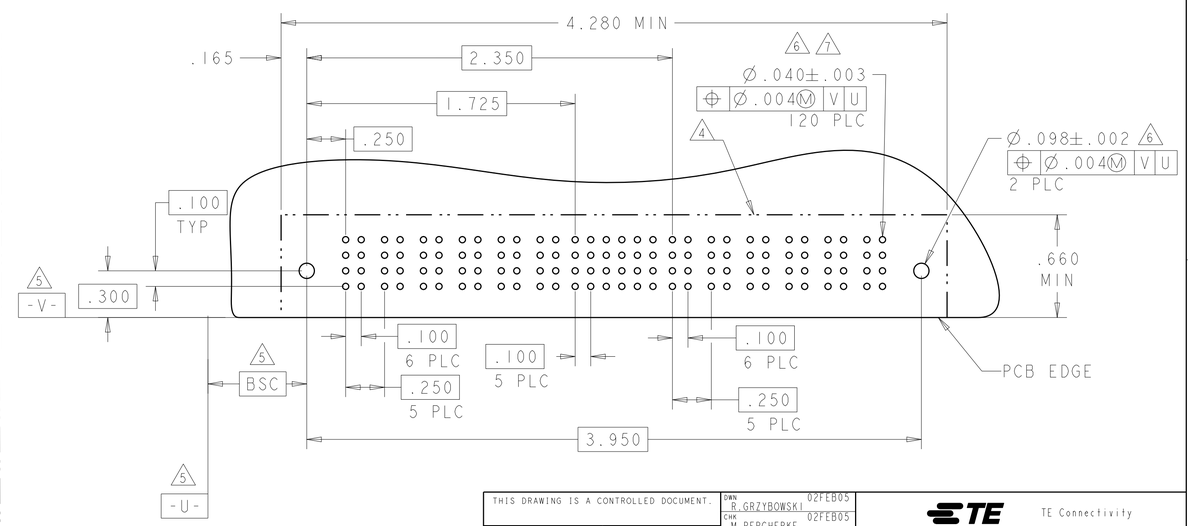

THIS DRAWING IS A CONTROLLED DOCUMENT.

DIMENSIONS: INCHES

TOLERANCES UNLESS OTHERWISE SPECIFIED:
0 PLC ±-
1 PLC ±-
2 PLC ±.01
3 PLC ±.005
4 PLC ±.0020
ANGLES ±2°

MATERIAL - -
FINISH - -

DWN	R.GRZYBOWSKI	02FEB05
CHK	M.PERCHERKE	02FEB05
APVD	M.PERCHERKE	02FEB05
PRODUCT SPEC	108-1973	
APPLICATION SPEC	114-13038	
WEIGHT	-	

TE Connectivity

NAME RIGHT ANGLE HEADER W/GUIDES ASSEMBLY MULTI-BEAM XL -

SIZE	CAGE CODE	DRAWING NO	RESTRICTED TO
A1	00779	C-6450120	-

CUSTOMER DRAWING | SCALE 4:1 | SHEET 8 OF 24 | REV M2

4805 (3/11)

THIS DRAWING IS UNPUBLISHED. RELEASED FOR PUBLICATION 20
© COPYRIGHT 20 BY - ALL RIGHTS RESERVED.

LOC	DIST
ES	00

REVISIONS

P	LTR	DESCRIPTION	DATE	DWN	APVD
	-	SEE SHEET 1	-	-	-

PART NUMBER	ROWS	POWER							SIGNAL								POWER							
		P1	P2	P3	P4	P5	P6	P7	1	2	3	4	5	6	7	8	P8	P9	P10	P11	P12	P13	P14	
3-6450120-0	D C B A	PM	PM	PM	PM	PM	PM	PM	J K N S	J K N S	J K N S	J K N S	J K N S	J K N S	J K N S	J K N S	PM	PM	PM	PM	PM	PM	PM	HD
7HDP + 32S + 7HDP																								

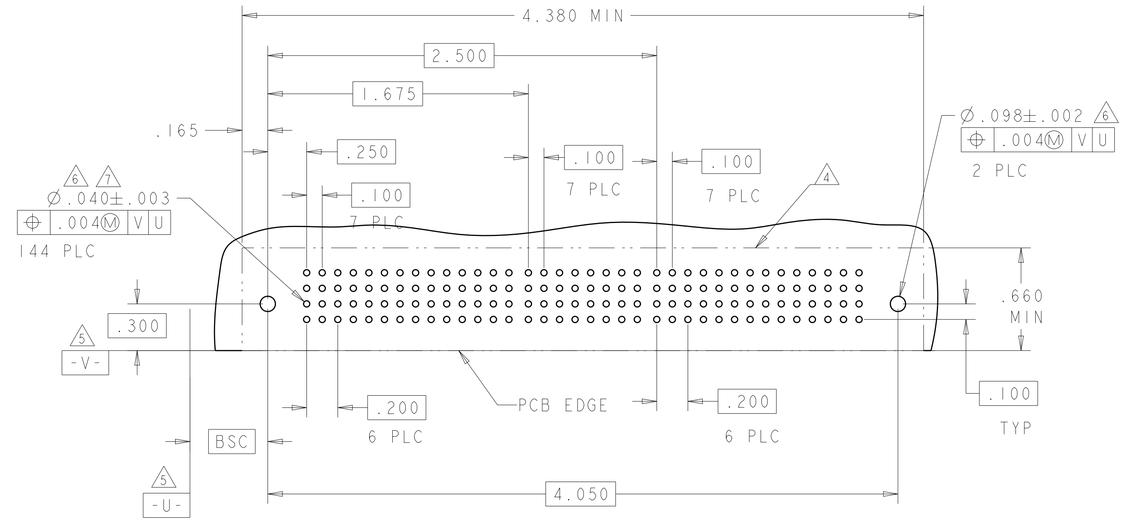

PART NUMBER	ROWS	POWER		SIGNAL																									POWER	
		P1	P2	1	2	3	4	5	6	7	8	9	10	11	12	13	14	15	16	17	18	19	20	21	22	23	24	25	P3	P4
3-6450120-6	D C B A	PM	PM	J K N S	J K N S	J K N S	J K N S	J K N S	J K N S	J K N S	J K N S	J K N S	J K N S	J K N S	J K N S	J K N S	J K N S	J K N S	J K N S	J K N S	J K N S	J K N S	J K N S	J K N S	J K N S	J K N S	J K N S	J K N S	PM	PM
2P + 100S + 2P																														

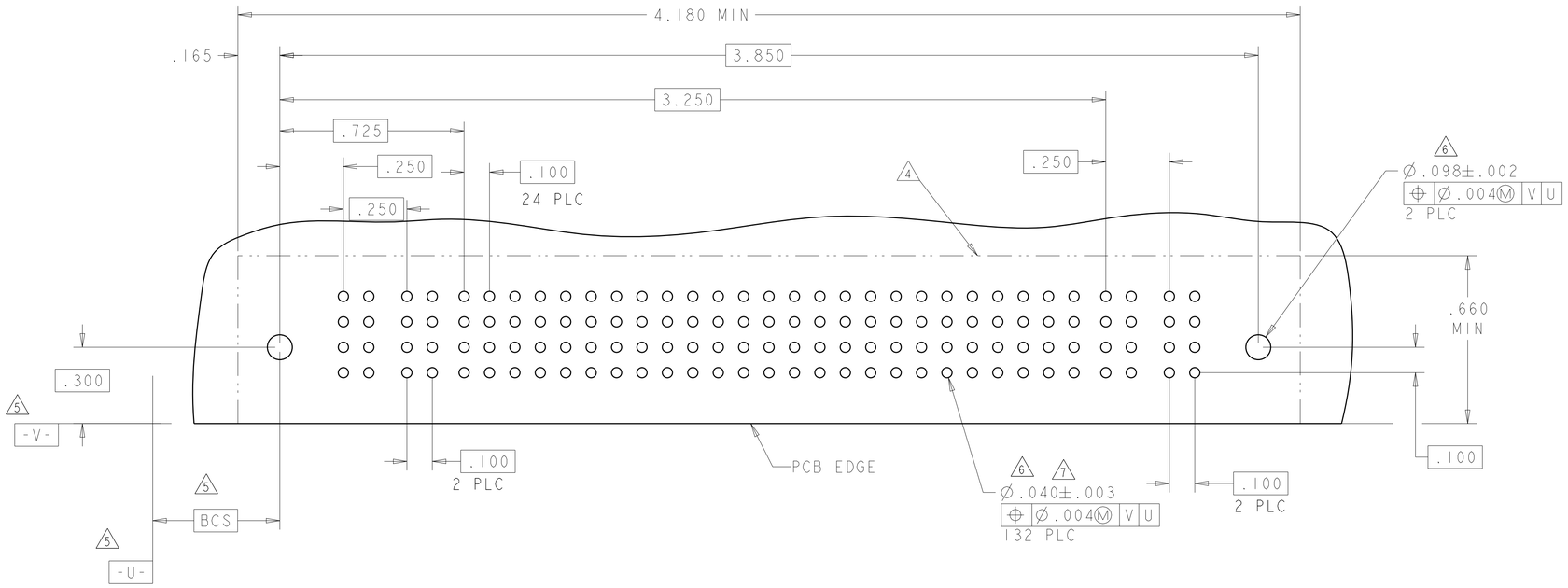

THIS DRAWING IS A CONTROLLED DOCUMENT.	DWN R.GRZYBOWSKI 02FEB05	TE Connectivity	
DIMENSIONS: INCHES	CHK M.PERCHERKE 02FEB05	NAME RIGHT ANGLE HEADER W/GUIDES ASSEMBLY MULTI-BEAM XL -	
TOLERANCES UNLESS OTHERWISE SPECIFIED: 0 PLC ±- 1 PLC ±- 2 PLC ±.01 3 PLC ±.005 4 PLC ±.0020 ANGLES ±2°	APVD M.PERCHERKE 02FEB05		
	PRODUCT SPEC 108-1973		
	APPLICATION SPEC 114-13038	SIZE A1 / CAGE CODE 00779 / DRAWING NO C-6450120	RESTRICTED TO -
MATERIAL - -	WEIGHT -		
FINISH - -	CUSTOMER DRAWING	SCALE 4:1 / SHEET 9 OF 24	REV M2

THIS DRAWING IS UNPUBLISHED. RELEASED FOR PUBLICATION 20
© COPYRIGHT 20 BY - ALL RIGHTS RESERVED.

LOC	DIST
ES	00

REVISIONS

P	LTR	DESCRIPTION	DATE	DWN	APVD
	-	SEE SHEET 1	-	-	-

PART NUMBER	ROWS	POWER P1	POWER P2	POWER P3	POWER P4	SIGNAL 1	SIGNAL 2	SIGNAL 3	SIGNAL 4	SIGNAL 5	SIGNAL 6	POWER P5	POWER P6	POWER P7	POWER P8	POWER P9	POWER P10	POWER P11	POWER P12
4-6450120-0	D C B A	PM	PM	PM	PM	J K N S	J K N S	J K N S	J K N S	J K N S	J K N S	PM	PM	PM	PM	PM	PM	PM	PM
4ACP + 24S + 8P		HD																	HD

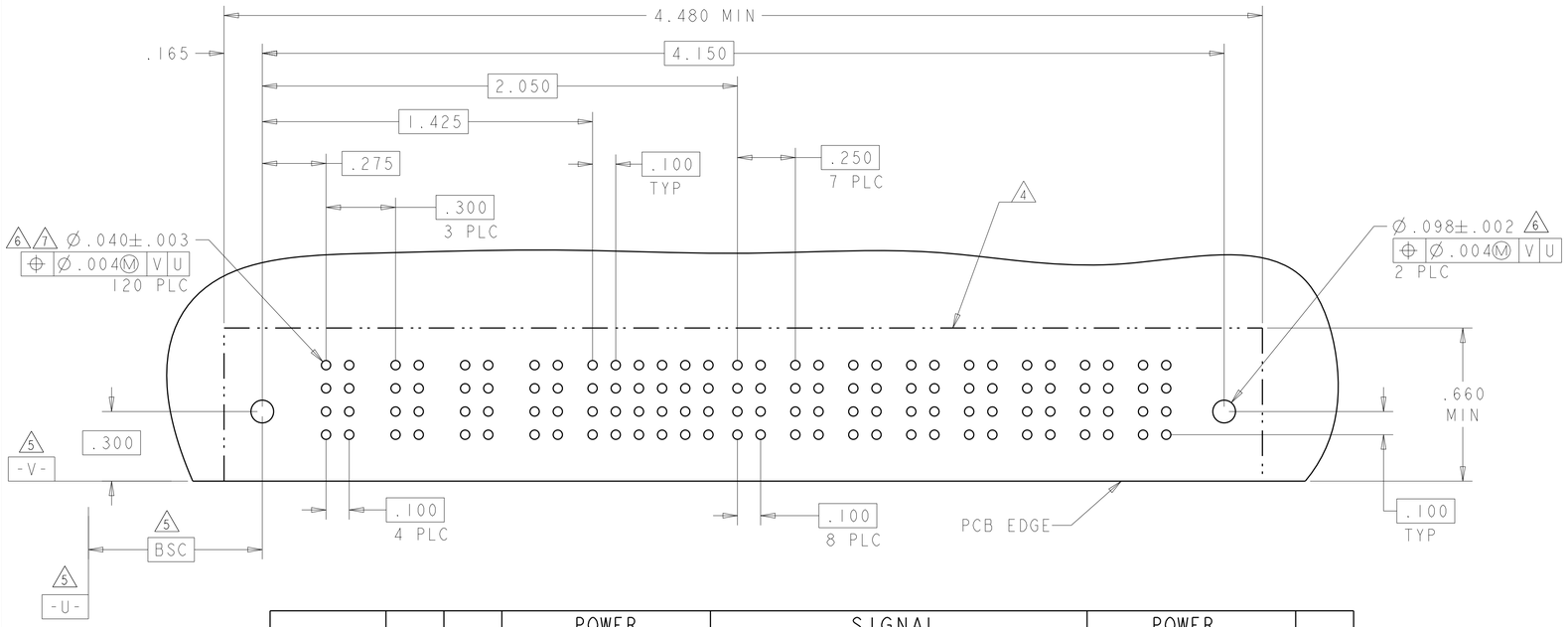

PART NUMBER	ROWS	POWER P1	POWER P2	POWER P3	POWER P4	POWER P5	POWER P6	SIGNAL 1	SIGNAL 2	SIGNAL 3	SIGNAL 4	SIGNAL 5	SIGNAL 6	SIGNAL 7	SIGNAL 8	SIGNAL 9	SIGNAL 10	SIGNAL 11	SIGNAL 12	SIGNAL 13	POWER P7	POWER P8	POWER P9	POWER P10	POWER P11	POWER P12
3-6450120-5	D C B A	PM	PM	PM	PM	PM	PM	J K N S	J K N S	J K N S	J K N S	J K N S	J K N S	J K N S	J K N S	J K N S	J K N S	J K N S	J K N S	J K N S	PM	PM	PM	PM	PM	PM
6P + 52S + 6P		HD																								HD

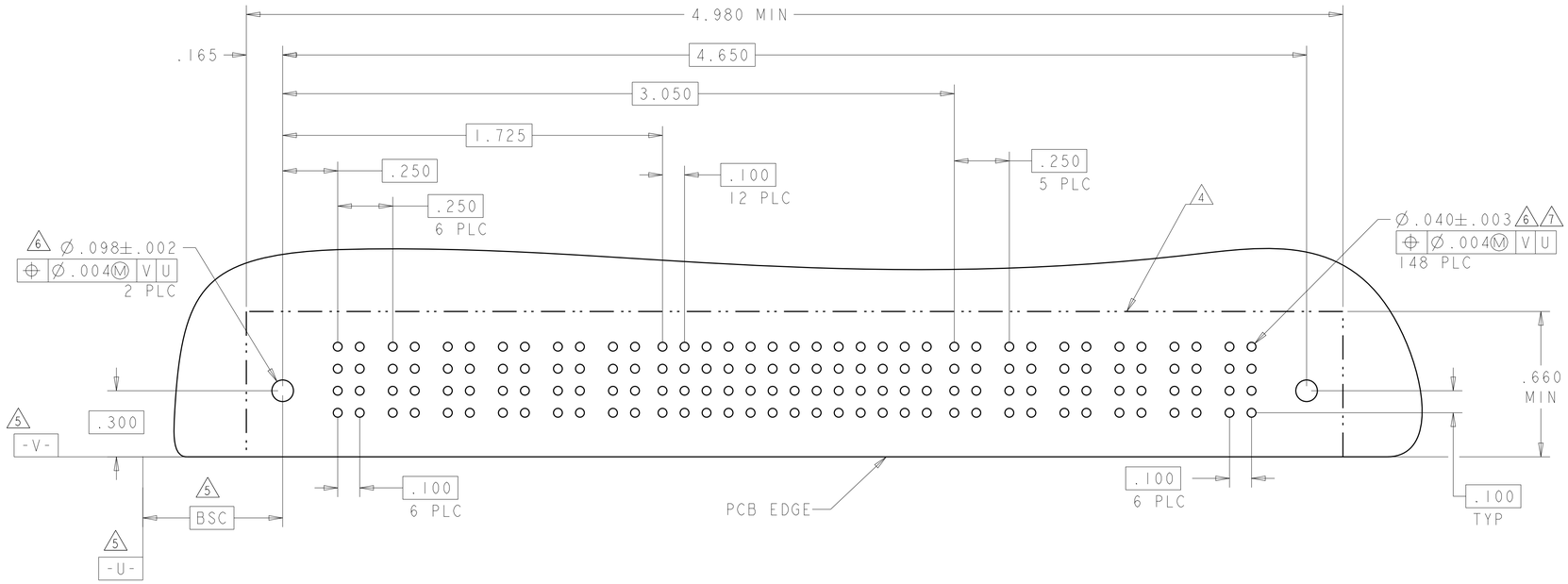

THIS DRAWING IS A CONTROLLED DOCUMENT.

DIMENSIONS: INCHES

TOLERANCES UNLESS OTHERWISE SPECIFIED:
0 PLC ±-
1 PLC ±-
2 PLC ±.01
3 PLC ±.005
4 PLC ±.0020
ANGLES ±2°

MATERIAL - - -
FINISH - -

DWN R.GRZYBOWSKI 02FEB05
CHK M.PERCHERKE 02FEB05
APVD M.PERCHERKE 02FEB05
PRODUCT SPEC 108-1973
APPLICATION SPEC 114-13038
WEIGHT -

TE Connectivity

NAME RIGHT ANGLE HEADER W/GUIDES ASSEMBLY MULTI-BEAM XL -

SIZE A1 | CAGE CODE 00779 | DRAWING NO C-6450120 | RESTRICTED TO -

CUSTOMER DRAWING | SCALE 4:1 | SHEET 10 OF 24 | REV M2

4805 (3/11)

THIS DRAWING IS UNPUBLISHED. RELEASED FOR PUBLICATION 20
© COPYRIGHT 20 BY - ALL RIGHTS RESERVED.

LOC	DIST
ES	00

REVISIONS

P	LTR	DESCRIPTION	DATE	DWN	APVD
	-	SEE SHEET 1	-	-	-

PART NUMBER	ROWS
3-6450120-4	D C B A
7P + 48S + 7P	

POWER: P1 P2 P3 P4 P5 P6 P7 — SIGNAL: 1 2 3 4 5 6 7 8 9 10 11 12 — POWER: P8 P9 P10 P11 P12 P13 P14

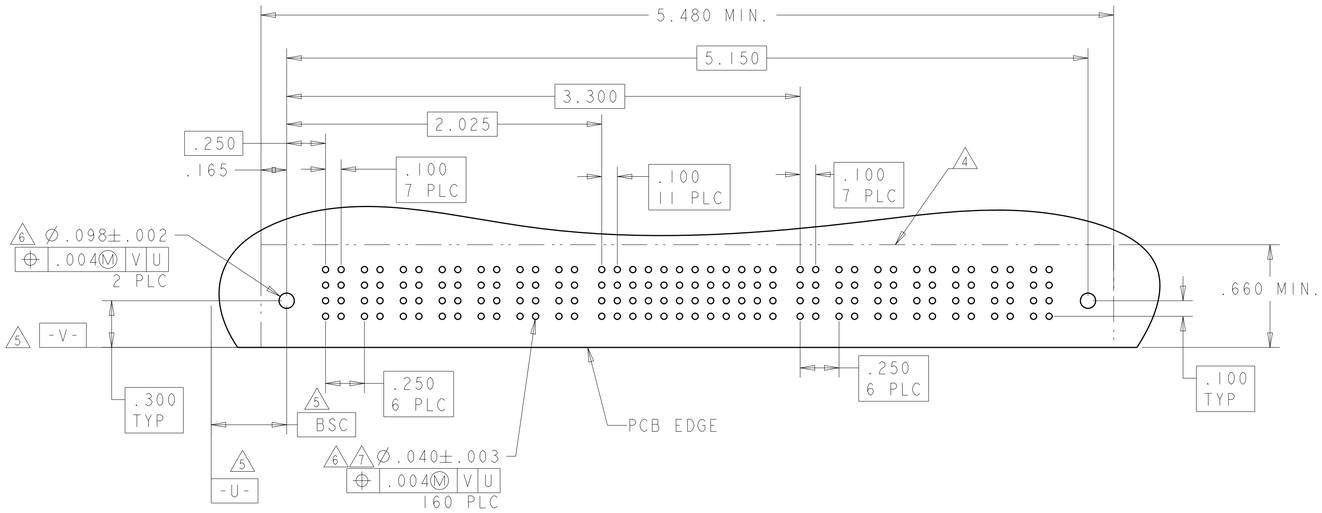

PART NUMBER	ROWS
4-6450120-2	D C B A
8P + 24S + 1M + 4ACP	

POWER: P1 P2 P3 P4 P5 P6 P7 P8 — SIGNAL: 1 2 3 4 5 6 — POWER: P9 P10 P11 P12

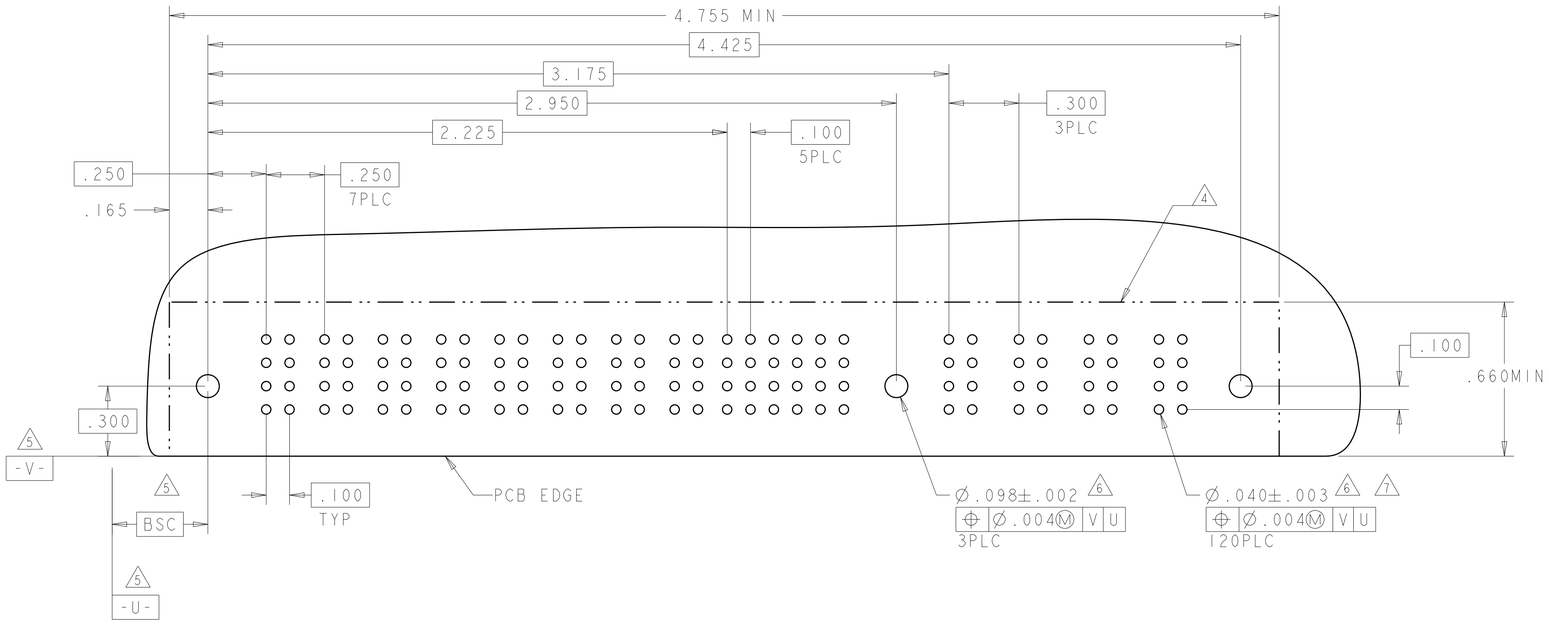

THIS DRAWING IS A CONTROLLED DOCUMENT.

DIMENSIONS: INCHES

TOLERANCES UNLESS OTHERWISE SPECIFIED:
0 PLC ±-
1 PLC ±-
2 PLC ±.01
3 PLC ±.005
4 PLC ±.0020
ANGLES ±2°

MATERIAL - -
FINISH - -

DWN R.GRZYBOWSKI 02FEB05
CHK M.PERCHERKE 02FEB05
APVD M.PERCHERKE 02FEB05

PRODUCT SPEC 108-1973
APPLICATION SPEC 114-13038
WEIGHT -

TE Connectivity

NAME RIGHT ANGLE HEADER W/GUIDES ASSEMBLY MULTI-BEAM XL -

SIZE	CAGE CODE	DRAWING NO	RESTRICTED TO
A1	00779	C-6450120	-

CUSTOMER DRAWING SCALE 4:1 SHEET 11 OF 24 REV M2

4805 (3/11)

THIS DRAWING IS UNPUBLISHED. RELEASED FOR PUBLICATION 20
© COPYRIGHT 20 BY - ALL RIGHTS RESERVED.

LOC	DIST
ES	00

REVISIONS

P	LTR	DESCRIPTION	DATE	DWN	APVD
	-	SEE SHEET 1	-	-	-

PART NUMBER	ROWS
4-6450120-3	D C B A
4ACP + 16S + 4P	

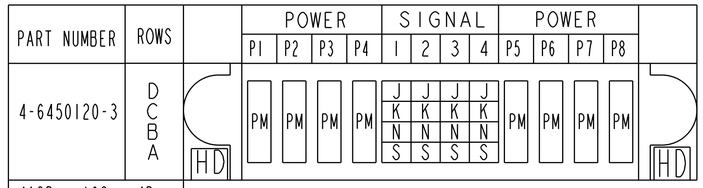

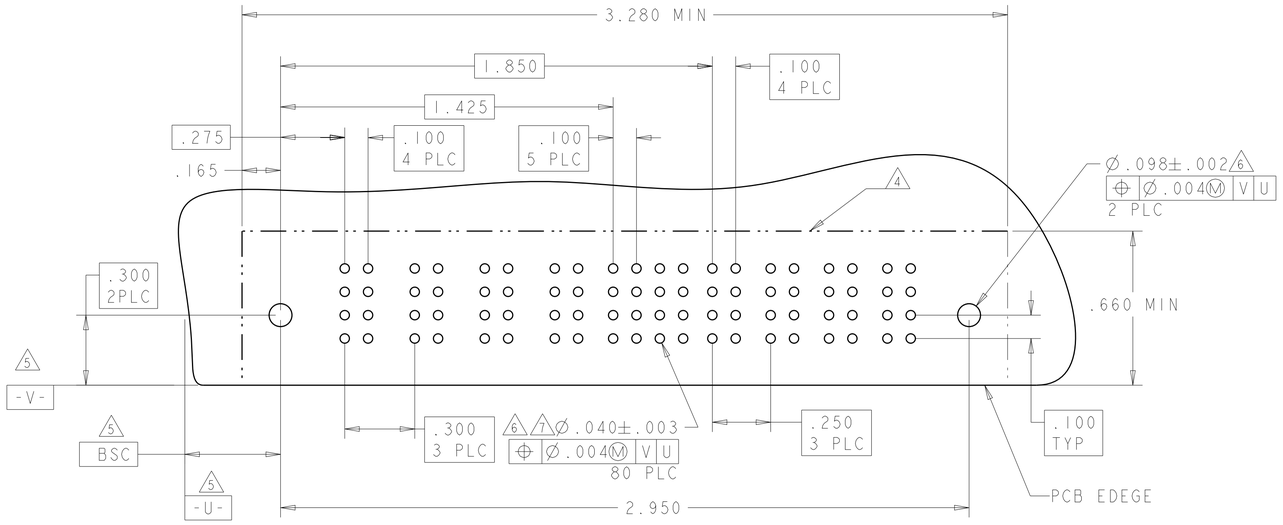

PART NUMBER	ROWS
4-6450120-4	D C B A
8P + 24S + 4ACP	

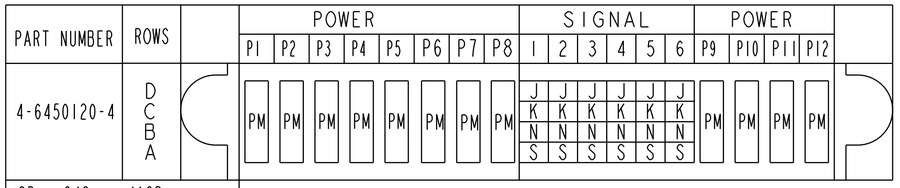

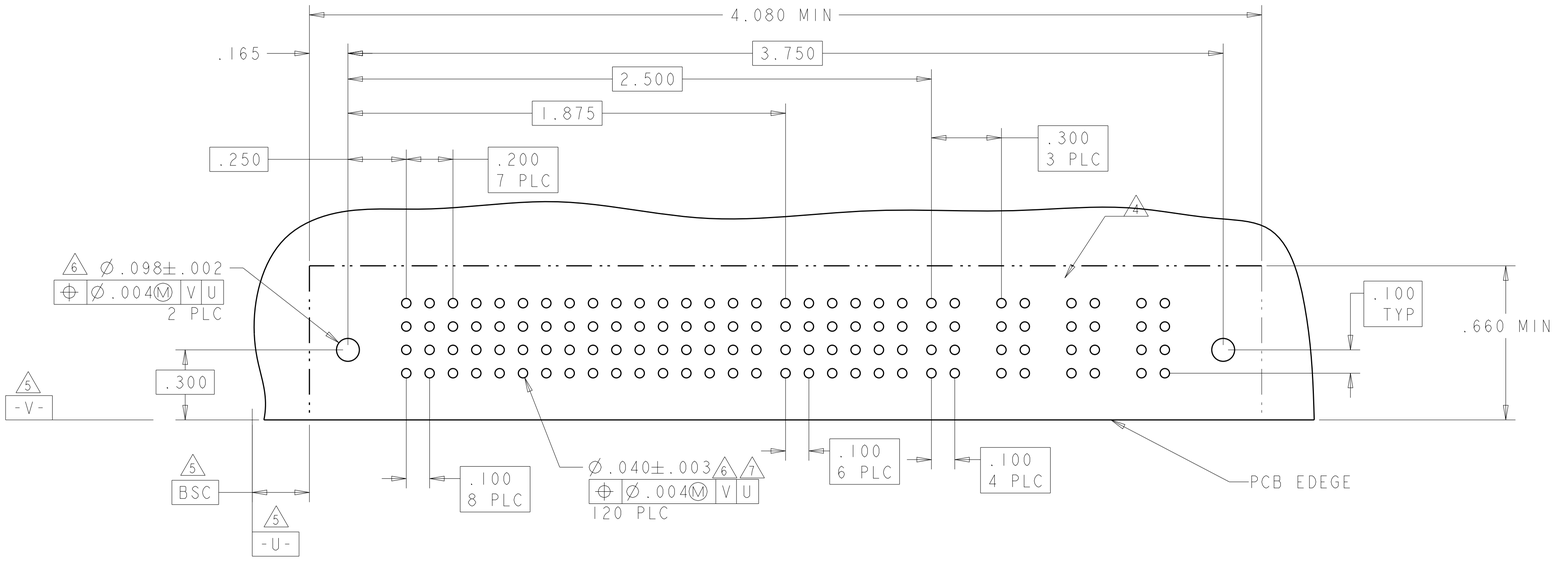

THIS DRAWING IS A CONTROLLED DOCUMENT.

DIMENSIONS: INCHES

TOLERANCES UNLESS OTHERWISE SPECIFIED:
0 PLC ±-
1 PLC ±-
2 PLC ±.01
3 PLC ±.005
4 PLC ±.0020
ANGLES ±2°

MATERIAL - -
FINISH - -

DWN R GRZYBOWSKI 02FEB05
CHK M PERCHERKE 02FEB05
APVD M PERCHERKE 02FEB05
PRODUCT SPEC 108-1973
APPLICATION SPEC 114-13038
WEIGHT -

TE Connectivity

NAME RIGHT ANGLE HEADER W/GUIDES ASSEMBLY MULTI-BEAM XL

SIZE A1 | CAGE CODE 00779 | DRAWING NO C-6450120 | RESTRICTED TO -

CUSTOMER DRAWING | SCALE 4:1 | SHEET 12 OF 24 | REV M2

THIS DRAWING IS UNPUBLISHED. RELEASED FOR PUBLICATION 20
© COPYRIGHT 20 BY - ALL RIGHTS RESERVED.

LOC	DIST
ES	00

REVISIONS

P	LTR	DESCRIPTION	DATE	DWN	APVD
	-	SEE SHEET 1	-	-	-

H2

PART NUMBER	ROWS	POWER P1	P2	P3	P4	P5	P6	P7	P8	P9	P10	SIGNAL 1	2	3	4	5	6	POWER P11	P12	P13	P14	P15	P16	P17	P18	P19	P20
4-6450120-5	D C B A	PM	PM	PM	PM	PM	PM	PM	PM	PM	PM	J K N S	J K N S	J K N S	J K N S	J K N S	J K N S	PM	PM	PM	PM	PM	PM	PM	PM	PM	PM
10P + 24S + 10P		HD																									HD

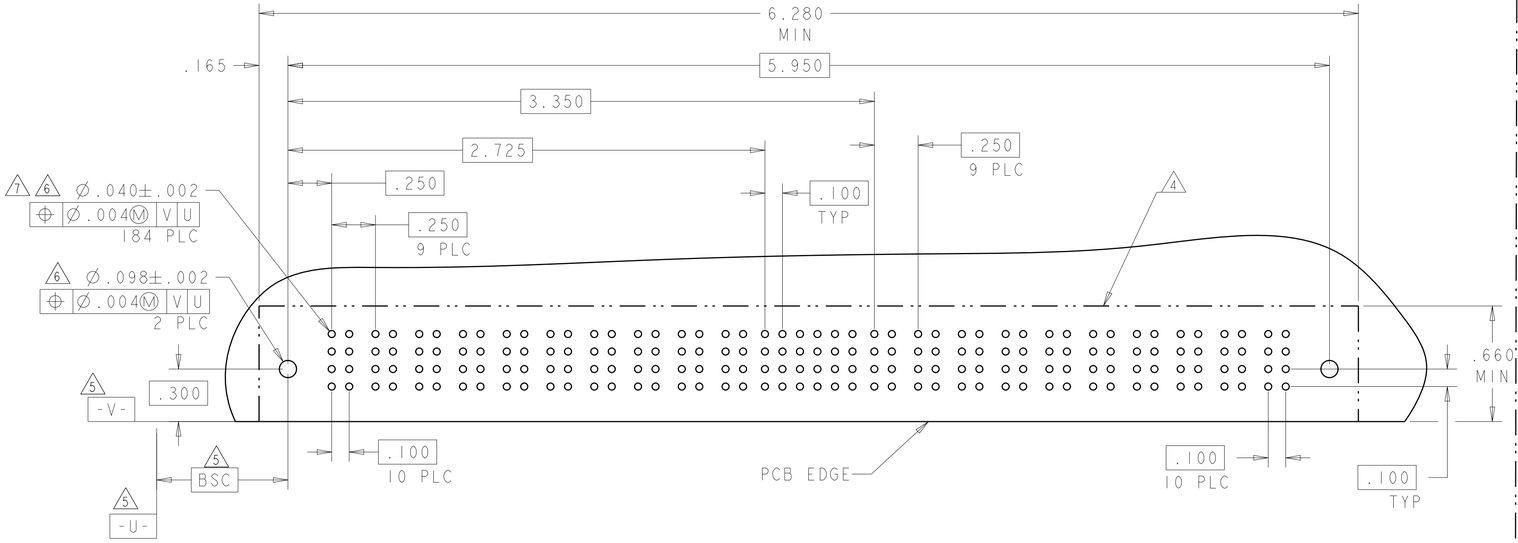

PART NUMBER	ROWS	POWER P1	P2	P3	SIGNAL 1	2	POWER P4	P5	P6
4-6450120-6	D C B A	PM	PM	PM	J K N S	J K N S	PM	PM	PM
3P + 8S + 3P		HD							HD

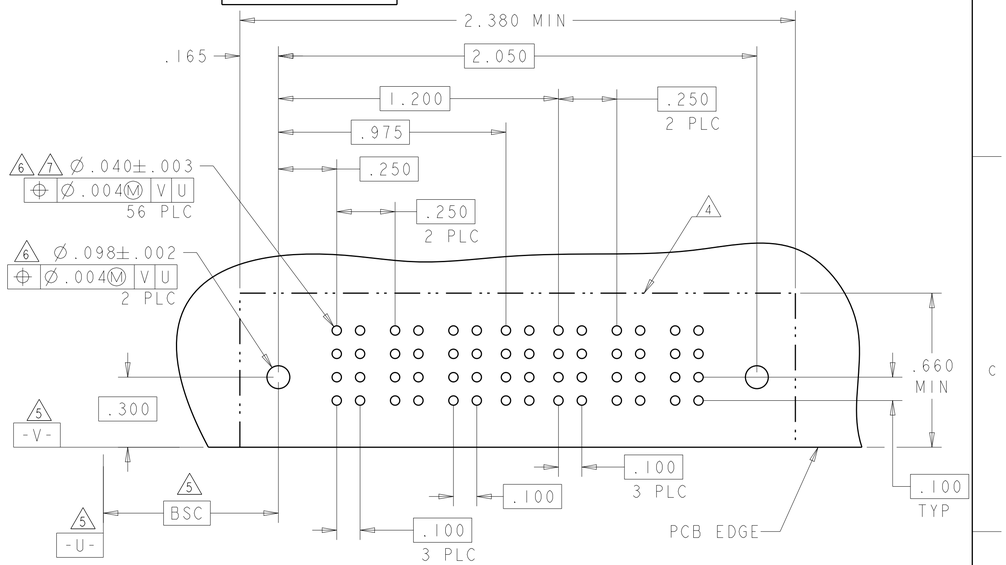

PART NUMBER	ROWS	POWER P1	P2	SIGNAL 1	2	3	4	5	6	POWER P3	P4
4-6450120-7	D C B A	PM	PM	J K N S	J K N S	J K F G S	J K N S	J K N S	J K N S	PM	PM
2P + 24S + 2P		HD									HD

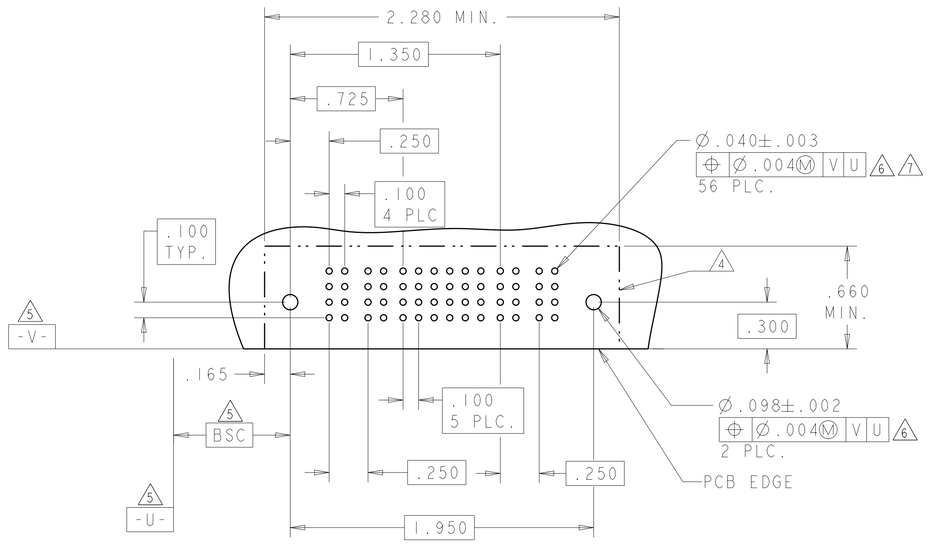

THIS DRAWING IS A CONTROLLED DOCUMENT.

DIMENSIONS: INCHES

TOLERANCES UNLESS OTHERWISE SPECIFIED:
0 PLC ±-
1 PLC ±-
2 PLC ±.01
3 PLC ±.005
4 PLC ±.0020
ANGLES ±2°

MATERIAL - -
FINISH - -

DWN R.GRZYBOWSKI 02FEB05
CHK M.PERCHERKE 02FEB05
APVD M.PERCHERKE 02FEB05
PRODUCT SPEC 108-1973
APPLICATION SPEC 114-13038
WEIGHT -

TE Connectivity

NAME RIGHT ANGLE HEADER W/GUIDES ASSEMBLY MULTI-BEAM XL -

SIZE	CAGE CODE	DRAWING NO.	RESTRICTED TO
A1	00779	C-6450120	-

CUSTOMER DRAWING

SCALE	SHEET	OF	REV
4:1	13	24	M2

THIS DRAWING IS UNPUBLISHED. RELEASED FOR PUBLICATION 20
© COPYRIGHT 20 BY - ALL RIGHTS RESERVED.

LOC	DIST
ES	00

REVISIONS

P	LTR	DESCRIPTION	DATE	DWN	APVD
	-	SEE SHEET 1	-	-	-

PART NUMBER	ROWS	POWER P1	POWER P2	POWER P3	POWER P4	SIGNAL 1	SIGNAL 2	SIGNAL 3	SIGNAL 4	SIGNAL 5	SIGNAL 6	POWER P5	POWER P6	POWER P7	POWER P8
4-6450120-8	D	PM	PM	PM	PM	J	J	J	J	J	J	PM	PM	PM	PM
	C					K	K	K	K	K	K				
	B					N	N	N	N	N	N				
	A					S	S	S	S	S	S				
4P + 24S + 4P		HD													HD

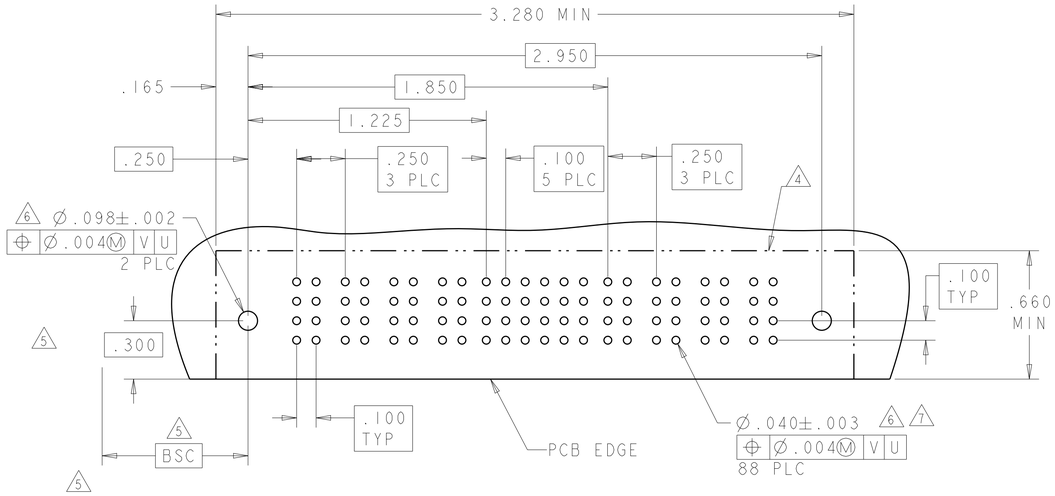

PART NUMBER	ROWS	POWER P1	POWER P2	POWER P3	POWER P4	SIGNAL 1	SIGNAL 2	SIGNAL 3	SIGNAL 4	POWER P5	POWER P6	POWER P7	POWER P8	POWER P9	POWER P10	POWER P11
5-6450120-0	D	PM	PM	PM	PM	J	J	J	J	PM	PM	PM	PM	PM	PM	PM
	C					K	K	K	K							
	B					N	N	N	N							
	A					S	S	S	S							
4P + 16S + 7ACP		HD														HD

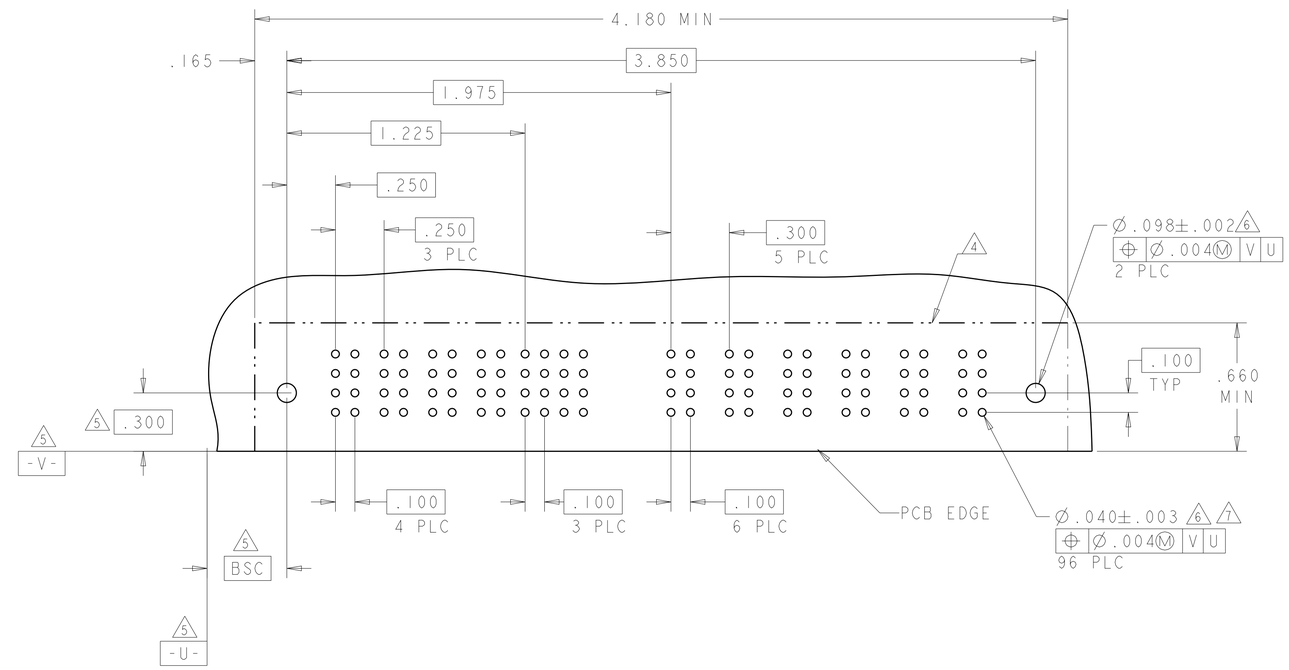

PART NUMBER	ROWS	POWER P1	POWER P2	POWER P3	POWER P4	SIGNAL 1	SIGNAL 2	SIGNAL 3	SIGNAL 4	SIGNAL 5	SIGNAL 6	POWER P5	POWER P6
2-6450120-5	D	PM	PM	PM	PM	J	J	J	J	J	J	PM	PM
	C					K	K	K	K	K	K		
	B					N	N	N	N	N	N		
	A					S	S	S	S	S	S		
4P + 24S + 2P		HD											HD

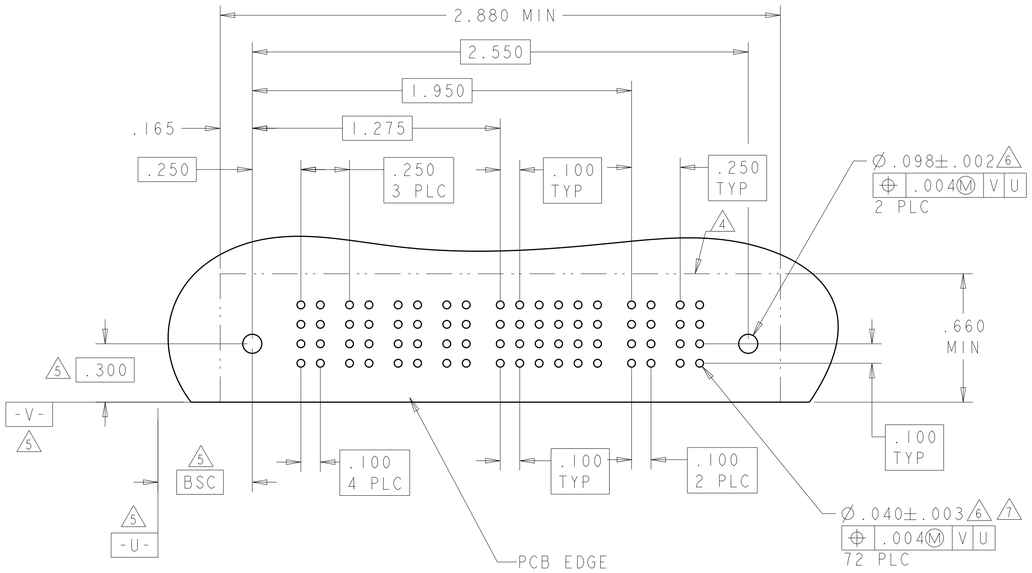

THIS DRAWING IS A CONTROLLED DOCUMENT.

DIMENSIONS: INCHES

TOLERANCES UNLESS OTHERWISE SPECIFIED:
0 PLC ±-
1 PLC ±-
2 PLC ±.01
3 PLC ±.005
4 PLC ±.0020
ANGLES ±2°

MATERIAL - -
FINISH - -

DWN R.GRZYBOWSKI 02FEB05
CHK M.PERCHERKE 02FEB05
APVD M.PERCHERKE 02FEB05
PRODUCT SPEC 108-1973
APPLICATION SPEC 114-13038
WEIGHT -

TE Connectivity

NAME RIGHT ANGLE HEADER W/GUIDES ASSEMBLY MULTI-BEAM XL -

SIZE A1 | CAGE CODE 00779 | DRAWING NO C-6450120 | RESTRICTED TO -

CUSTOMER DRAWING | SCALE 4:1 | SHEET 14 OF 24 | REV M2

4805 (3/11)

THIS DRAWING IS UNPUBLISHED. RELEASED FOR PUBLICATION 20
© COPYRIGHT 20 BY - ALL RIGHTS RESERVED.

LOC	DIST
ES	00

REVISIONS

P	LTR	DESCRIPTION	DATE	DWN	APVD
	-	SEE SHEET 1	-	-	-

PART NUMBER	ROWS	POWER P1	POWER P2	SIGNAL 1	SIGNAL 2	SIGNAL 3	POWER P3	POWER P4
4-6450120-9	D C B A	PM	PM	J K N S	J K N S	J K N S	PM	PM
2P + 12S + 2P		HD						HD

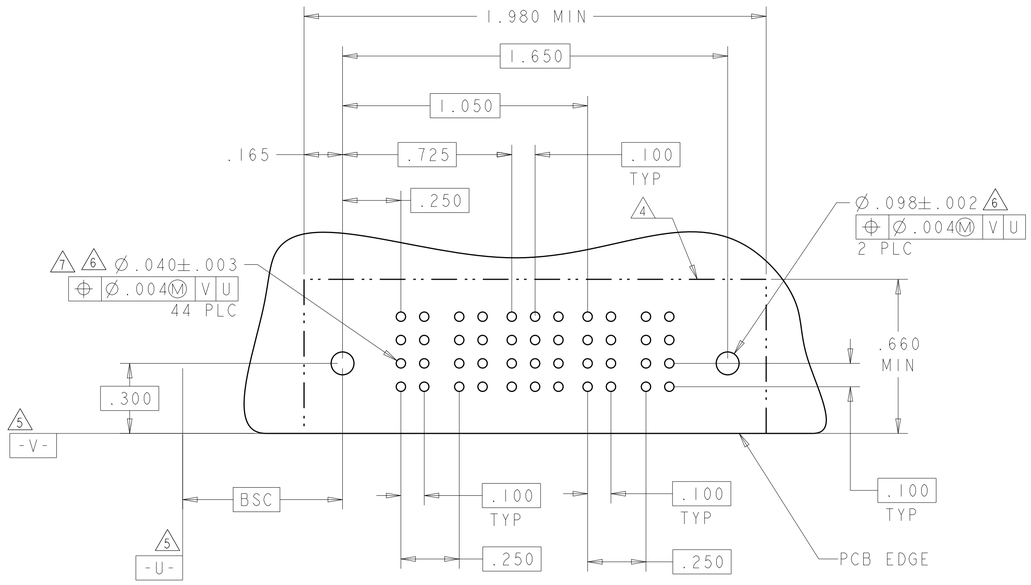

THIS DRAWING IS A CONTROLLED DOCUMENT.

DIMENSIONS: INCHES

TOLERANCES UNLESS OTHERWISE SPECIFIED:
0 PLC ±-
1 PLC ±-
2 PLC ±.01
3 PLC ±.005
4 PLC ±.0020
ANGLES ±2°

MATERIAL - -
FINISH - -

DWN R.GRZYBOWSKI 02FEB05
CHK M.PERCHERKE 02FEB05
APVD M.PERCHERKE 02FEB05
PRODUCT SPEC 108-1973
APPLICATION SPEC 114-13038
WEIGHT -

TE Connectivity

NAME RIGHT ANGLE HEADER W/GUIDES ASSEMBLY MULTI-BEAM XL -

SIZE	CAGE CODE	DRAWING NO	RESTRICTED TO
A1	00779	C-6450120	-

CUSTOMER DRAWING SCALE 4:1 SHEET 15 OF 24 REV M2

4805 (3/11)

THIS DRAWING IS UNPUBLISHED. RELEASED FOR PUBLICATION 20
© COPYRIGHT 20 BY - ALL RIGHTS RESERVED.

LOC	DIST
ES	00

REVISIONS

P	LTR	DESCRIPTION	DATE	DWN	APVD
	-	SEE SHEET 1	-	-	-

PART NUMBER	ROWS
5-6450120-2	D C B A
6P + 24S + 9P	

	POWER						SIGNAL						POWER								
	P1	P2	P3	P4	P5	P6	1	2	3	4	5	6	P7	P8	P9	P10	P11	P12	P13	P14	P15
HD		PM	PM	PM		PM	J K N S	J K N S		J K N S	E K N H			PM	PM	PM		PM	PM	PM	
HD																					

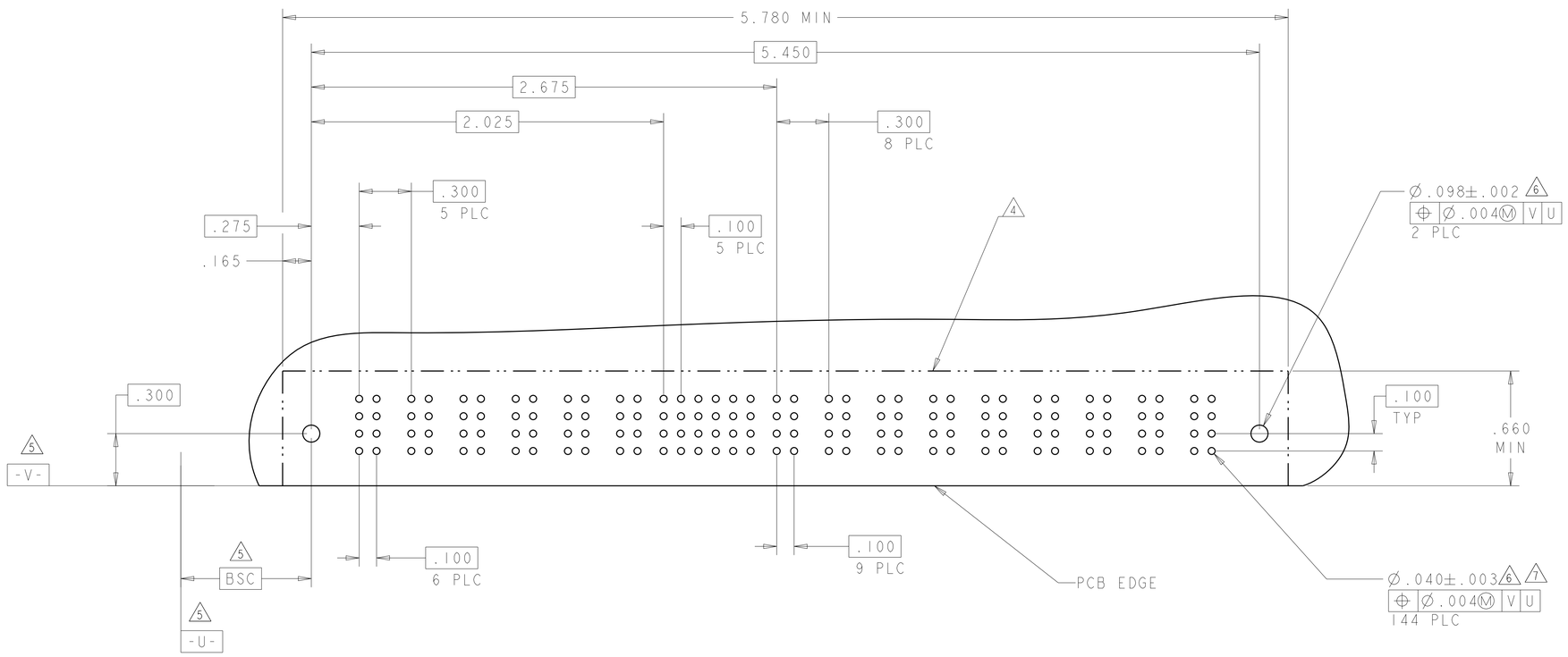

THIS DRAWING IS A CONTROLLED DOCUMENT.

DIMENSIONS: INCHES

TOLERANCES UNLESS OTHERWISE SPECIFIED:
0 PLC ±-
1 PLC ±-
2 PLC ±.01
3 PLC ±.005
4 PLC ±.0020
ANGLES ±2°

MATERIAL - -
FINISH - -

DWN R.GRZYBOWSKI 02FEB05
CHK M.PERCHERKE 02FEB05
APVD M.PERCHERKE 02FEB05
PRODUCT SPEC 108-1973
APPLICATION SPEC 114-13038
WEIGHT -

TE Connectivity

NAME RIGHT ANGLE HEADER W/GUIDES ASSEMBLY MULTI-BEAM XL
-

SIZE	CAGE CODE	DRAWING NO	RESTRICTED TO
A1	00779	C-6450120	-

CUSTOMER DRAWING

SCALE	SHEET	OF	REV
4:1	16	24	M2

THIS DRAWING IS UNPUBLISHED. RELEASED FOR PUBLICATION 20
© COPYRIGHT 20 BY - ALL RIGHTS RESERVED.

LOC	DIST
ES	00

REVISIONS

P	LTR	DESCRIPTION	DATE	DWN	APVD
	-	SEE SHEET 1	-	-	-

J

PART NUMBER	ROWS		POWER P1	POWER P2	SIGNAL 1	SIGNAL 2	SIGNAL 3	SIGNAL 4	SIGNAL 5	SIGNAL 6	POWER P3	POWER P4	POWER P5	POWER P6	
5-6450120-3	D		PM	PM	J	J	J	J	J	J	PM	PM	PM	PM	
	C				K	K	K	K	K	K					
	B				N	N	N	N	N	N					
	A	HD			S	S	S	S	S	S					HD
2P + 24S + 4P															

K

PART NUMBER	ROWS		POWER P1	POWER P2	POWER P3	POWER P4	POWER P5	POWER P6	POWER P7	SIGNAL 1	SIGNAL 2	POWER P8	POWER P9	POWER P10	
5-6450120-5	D		PM	PM	PM	PM	PM	PM	PM	J	J	PM	PM	PM	
	C									K	K				
	B									N	N				
	A	HD								S	S				HD
7P + 8S + 3ACP															

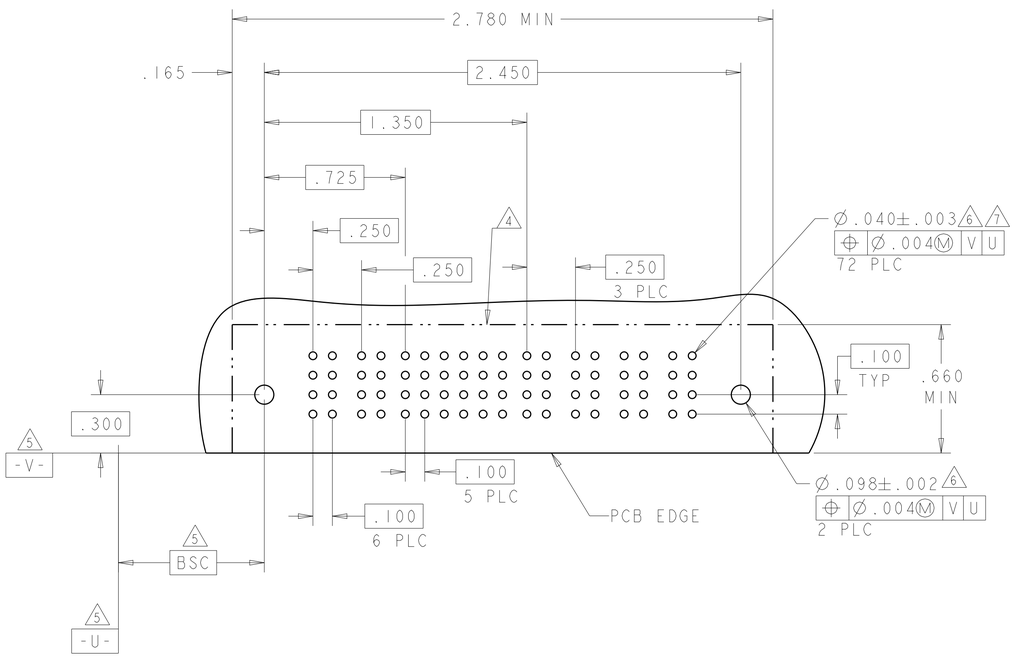

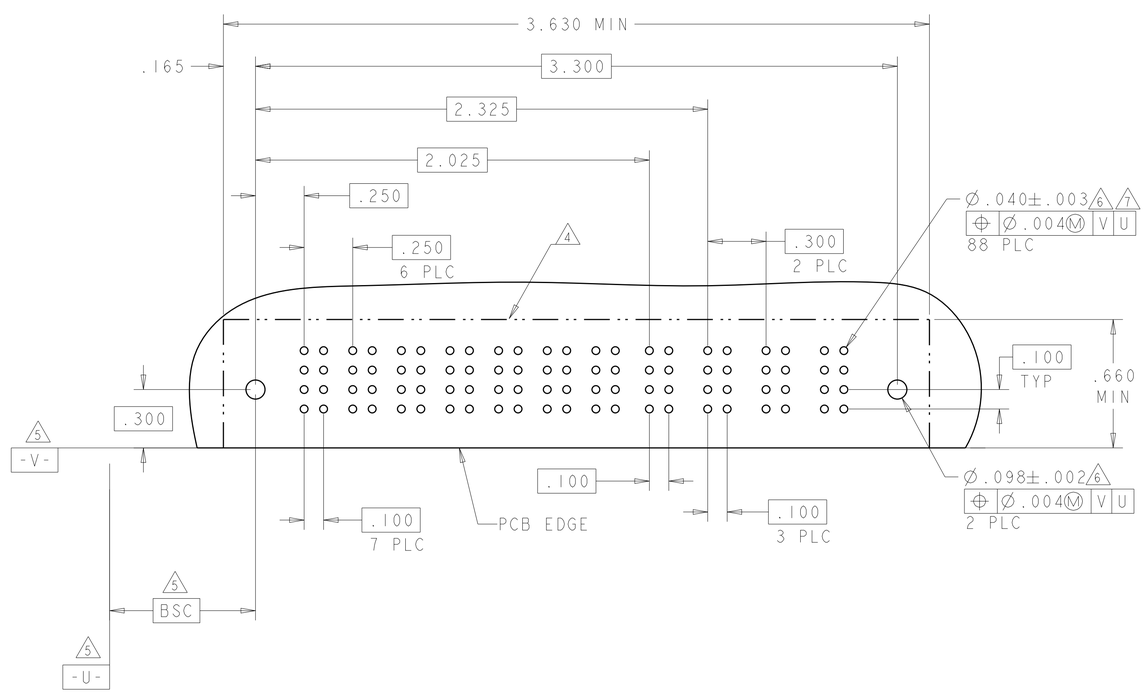

THIS DRAWING IS A CONTROLLED DOCUMENT.

DIMENSIONS: INCHES

TOLERANCES UNLESS OTHERWISE SPECIFIED:
0 PLC ±-
1 PLC ±-
2 PLC ±.01
3 PLC ±.005
4 PLC ±.0020
ANGLES ±2°

MATERIAL - -
FINISH - -

DWN R.GRZYBOWSKI 02FEB05
CHK M.PERCHERKE 02FEB05
APVD M.PERCHERKE 02FEB05
PRODUCT SPEC 108-1973
APPLICATION SPEC 114-13038
WEIGHT -

TE Connectivity

NAME RIGHT ANGLE HEADER W/GUIDES ASSEMBLY MULTI-BEAM XL -

SIZE	CAGE CODE	DRAWING NO	RESTRICTED TO
A1	00779	C-6450120	-

CUSTOMER DRAWING SCALE 4:1 SHEET 17 OF 24 REV M2

4805 (3/11)

THIS DRAWING IS UNPUBLISHED. RELEASED FOR PUBLICATION 20
© COPYRIGHT 20 BY - ALL RIGHTS RESERVED.

LOC	DIST
ES	00

REVISIONS

P	LTR	DESCRIPTION	DATE	DWN	APVD
	-	SEE SHEET 1	-	-	-

L9

PART NUMBER	ROWS	POWER P1	SIGNAL 1	SIGNAL 2	SIGNAL 3	POWER P2
6-6450120-9	D C B A	PM	J K N H	J K N S	E K N S	PM
1P + 12S + 1P		HD				HD

PART NUMBER	ROWS	POWER P1	SIGNAL 1	SIGNAL 2	SIGNAL 3	POWER P2
5-6450120-6	D C B A	PM	J K N S	J K N S	J K N S	PM
1P + 12S + 1P		HD				HD

PART NUMBER	ROWS	POWER P1	POWER P2	POWER P3	SIGNAL 1	SIGNAL 2	SIGNAL 3	SIGNAL 4	SIGNAL 5	SIGNAL 6	SIGNAL 7	SIGNAL 8	SIGNAL 9	POWER P4	POWER P5	POWER P6
5-6450120-7	D C B A	PM	PM	PM	J K N S	J K N S	J K N S	J K N S	J K N S	J K N S	J K N S	J K N S	J K N S	PM	PM	PM
3P + 36S + 3P		HD														HD

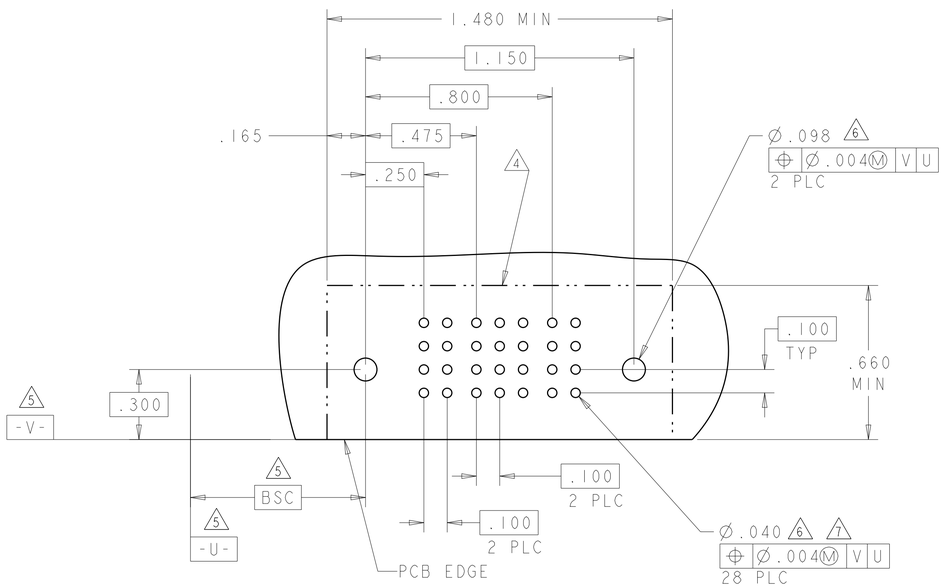

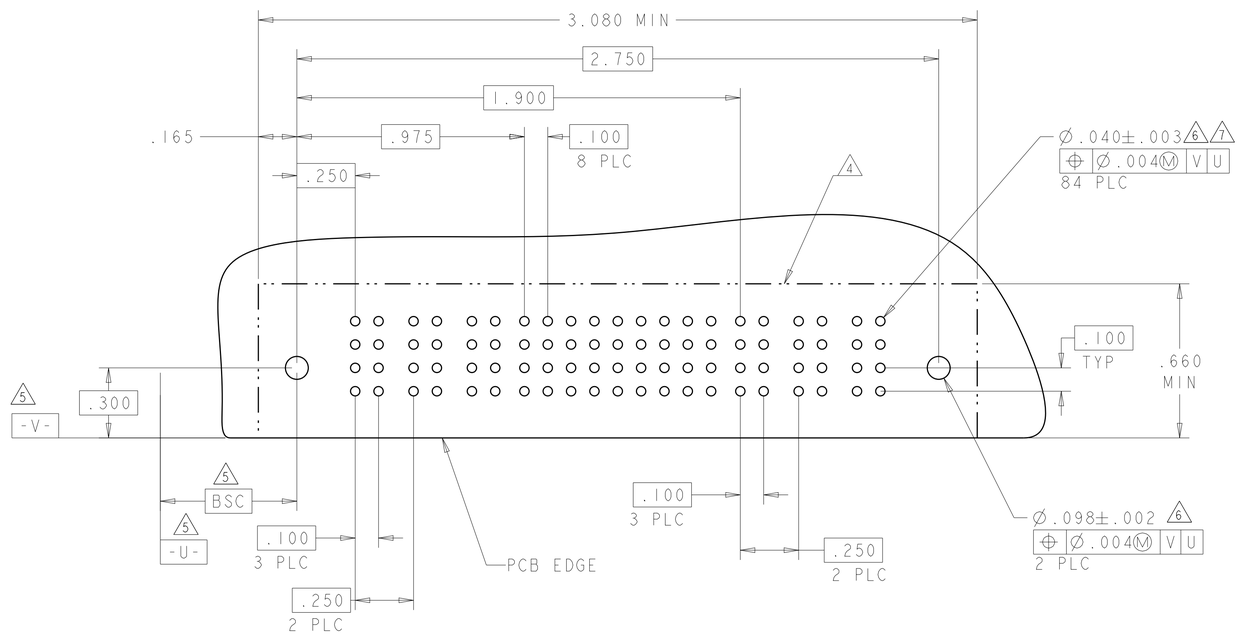

THIS DRAWING IS A CONTROLLED DOCUMENT.

DIMENSIONS: INCHES

TOLERANCES UNLESS OTHERWISE SPECIFIED:
0 PLC ±-
1 PLC ±-
2 PLC ±.01
3 PLC ±.005
4 PLC ±.0020
ANGLES ±2°

MATERIAL - -
FINISH - -

DWN R.GRZYBOWSKI 02FEB05
CHK M.PERCHERKE 02FEB05
APVD M.PERCHERKE 02FEB05
PRODUCT SPEC 108-1973
APPLICATION SPEC 114-13038
WEIGHT -

TE Connectivity

NAME RIGHT ANGLE HEADER W/GUIDES ASSEMBLY MULTI-BEAM XL -

SIZE	CAGE CODE	DRAWING NO	RESTRICTED TO
A1	00779	C-6450120	-

CUSTOMER DRAWING

SCALE	SHEET	OF	REV
4:1	18	24	M2

THIS DRAWING IS UNPUBLISHED. RELEASED FOR PUBLICATION 20
© COPYRIGHT 20 BY - ALL RIGHTS RESERVED.

LOC	DIST
ES	00

REVISIONS

P	LTR	DESCRIPTION	DATE	DWN	APVD
	-	SEE SHEET 1	-	-	-

K3

PART NUMBER	ROWS	SIGNAL 1–25
5-6450120-8	D C B A	J J J J J J J J J J J J J J J J J J J J J J J J J K K K K K K K K K K K K K K K K K K K K K K K K K N N N N N N N N N N N N N N N N N N N N N N N N N S S S S S S S S S S S S S S S S S S S S S S S S S
100S		HD … HD

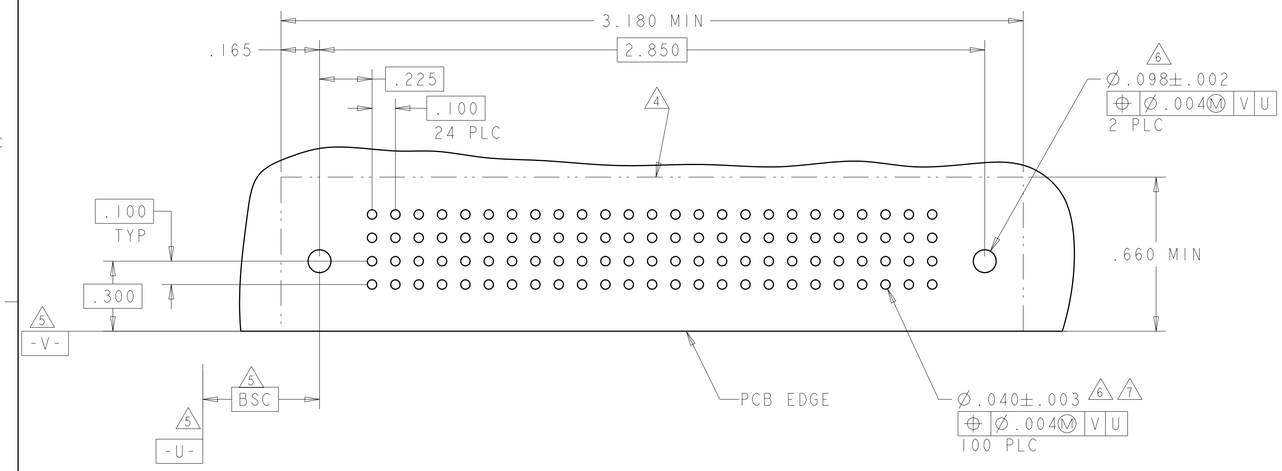

SCALE 3:1

K4

PART NUMBER	ROWS	POWER P1	POWER P2	POWER P3	SIGNAL 1	SIGNAL 2	POWER P4	POWER P5
5-6450120-9	D C B A	PM	PM	PM	J J K K N N H S		PM	PM
3ACP + 8S + 2P		HD … HD						

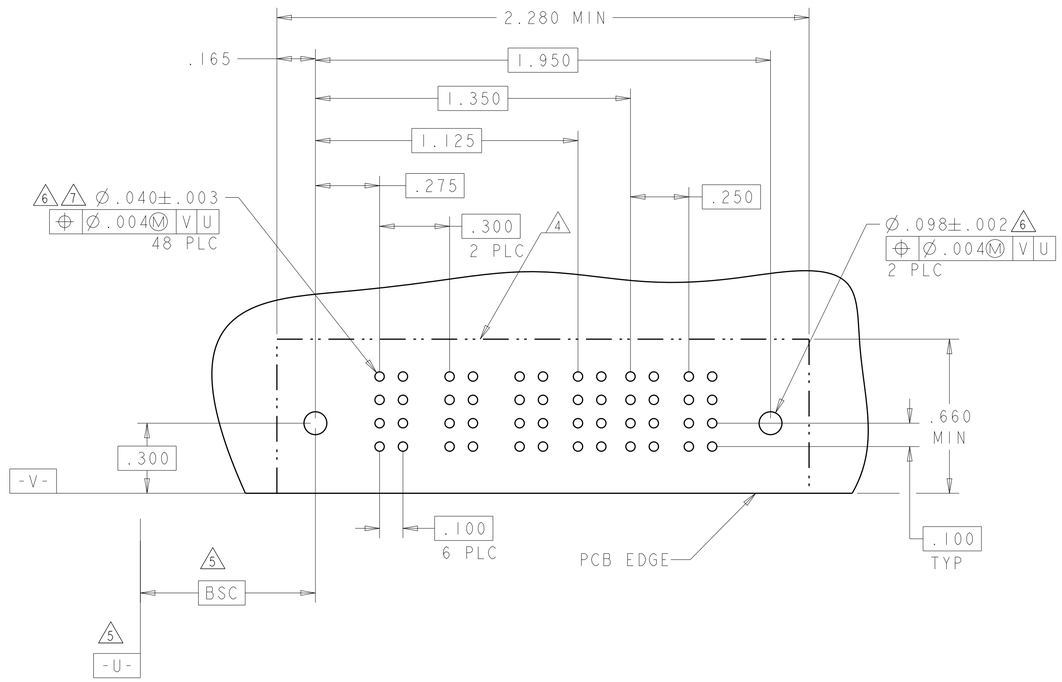

THIS DRAWING IS A CONTROLLED DOCUMENT.

DIMENSIONS: INCHES

TOLERANCES UNLESS OTHERWISE SPECIFIED:
0 PLC ±-
1 PLC ±-
2 PLC ±.01
3 PLC ±.005
4 PLC ±.0020
ANGLES ±2°

MATERIAL - -
FINISH - -

DWN R GRZYBOWSKI 02FEB05
CHK M PERCHERKE 02FEB05
APVD M PERCHERKE 02FEB05
PRODUCT SPEC 108-1973
APPLICATION SPEC 114-13038
WEIGHT -

TE Connectivity

NAME RIGHT ANGLE HEADER W/GUIDES ASSEMBLY MULTI-BEAM XL -

SIZE	CAGE CODE	DRAWING NO	RESTRICTED TO
A1	00779	C-6450120	-

CUSTOMER DRAWING | SCALE 4:1 | SHEET 19 OF 24 | REV M2

4805 (3/11)

THIS DRAWING IS UNPUBLISHED. RELEASED FOR PUBLICATION 20
© COPYRIGHT 20 BY - ALL RIGHTS RESERVED.

LOC	DIST
ES	00

REVISIONS

P	LTR	DESCRIPTION	DATE	DWN	APVD
	-	SEE SHEET 1	-	-	-

PART NUMBER	ROWS	POWER P1	POWER P2	POWER P3	SIGNAL 1	SIGNAL 2	POWER P4	POWER P5	POWER P6	POWER P7	POWER P8	POWER P9
6-6450120-0	D C B A	PM	PM	PM	J K N H	J K N S	PM	PM	PM	PM	PM	PM
3ACP + 8S + 6P												

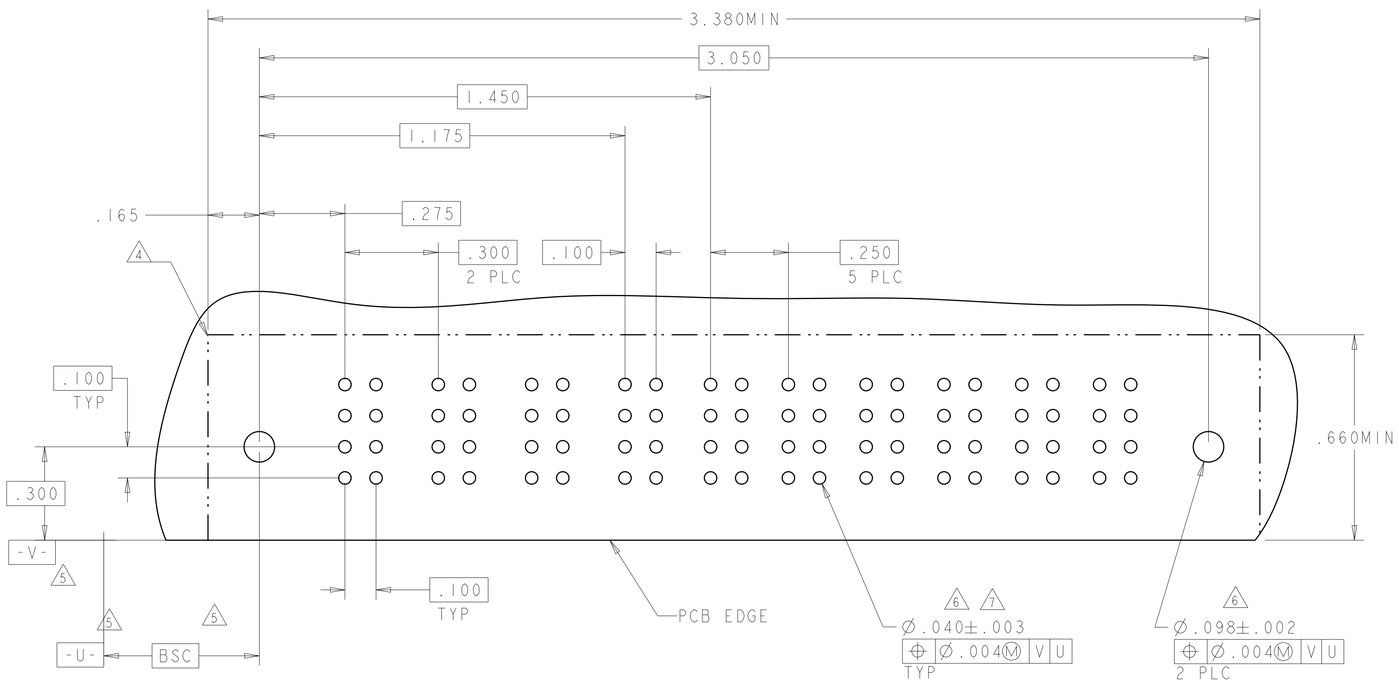

PART NUMBER	ROWS	POWER P1	POWER P2	POWER P3	SIGNAL 1	SIGNAL 2	SIGNAL 3	SIGNAL 4	SIGNAL 5	SIGNAL 6	POWER P4	POWER P5	POWER P6
6-6450120-1	D C B A	PM	PM	PM	J K N S	J K N S	J F G S	J F G S	J K N S	J K N S	PM	PM	PM
3P + 24S + 3P													

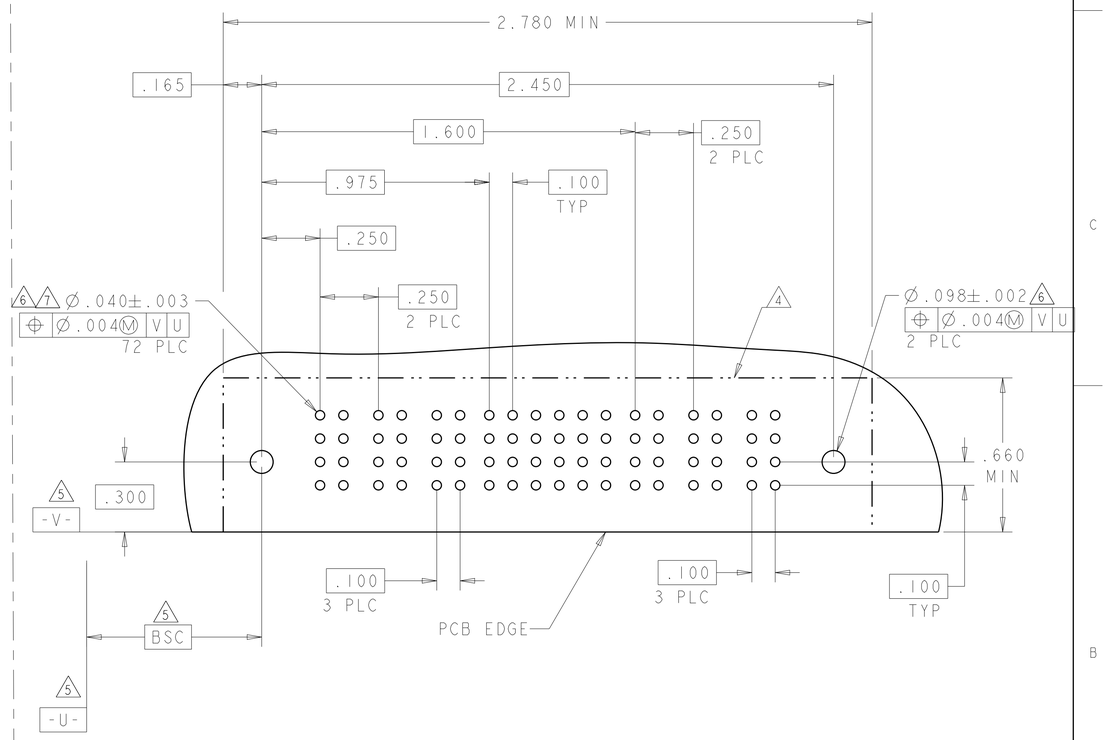

THIS DRAWING IS A CONTROLLED DOCUMENT.

DIMENSIONS: INCHES

TOLERANCES UNLESS OTHERWISE SPECIFIED:
0 PLC ±-
1 PLC ±-
2 PLC ±.01
3 PLC ±.005
4 PLC ±.0020
ANGLES ±2°

MATERIAL - -
FINISH - -

DWN R.GRZYBOWSKI 02FEB05
CHK M.PERCHERKE 02FEB05
APVD M.PERCHERKE 02FEB05
PRODUCT SPEC 108-1973
APPLICATION SPEC 114-13038
WEIGHT -

TE Connectivity

NAME RIGHT ANGLE HEADER W/GUIDES ASSEMBLY MULTI-BEAM XL -

SIZE	CAGE CODE	DRAWING NO	RESTRICTED TO
A1	00779	C-6450120	-

CUSTOMER DRAWING SCALE 4:1 SHEET 20 OF 24 REV M2

4805 (3/11)

THIS DRAWING IS UNPUBLISHED. RELEASED FOR PUBLICATION 20
© COPYRIGHT 20 BY - ALL RIGHTS RESERVED.

LOC	DIST
ES	00

REVISIONS

P	LTR	DESCRIPTION	DATE	DWN	APVD
	-	SEE SHEET 1	-	-	-

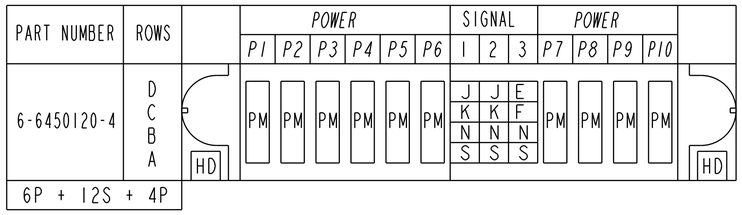

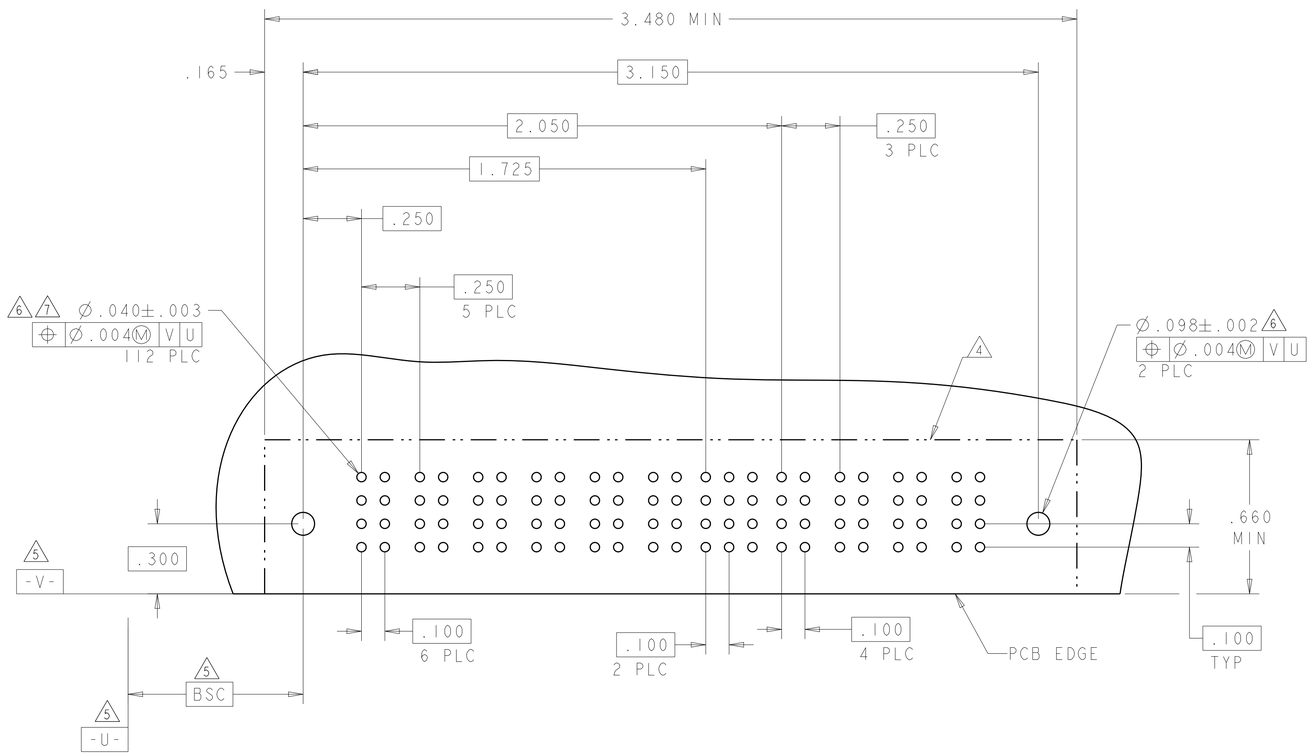

L3

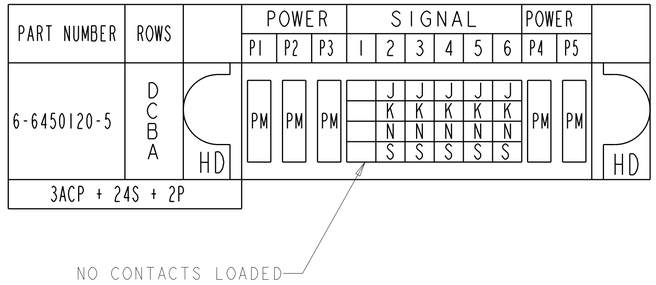

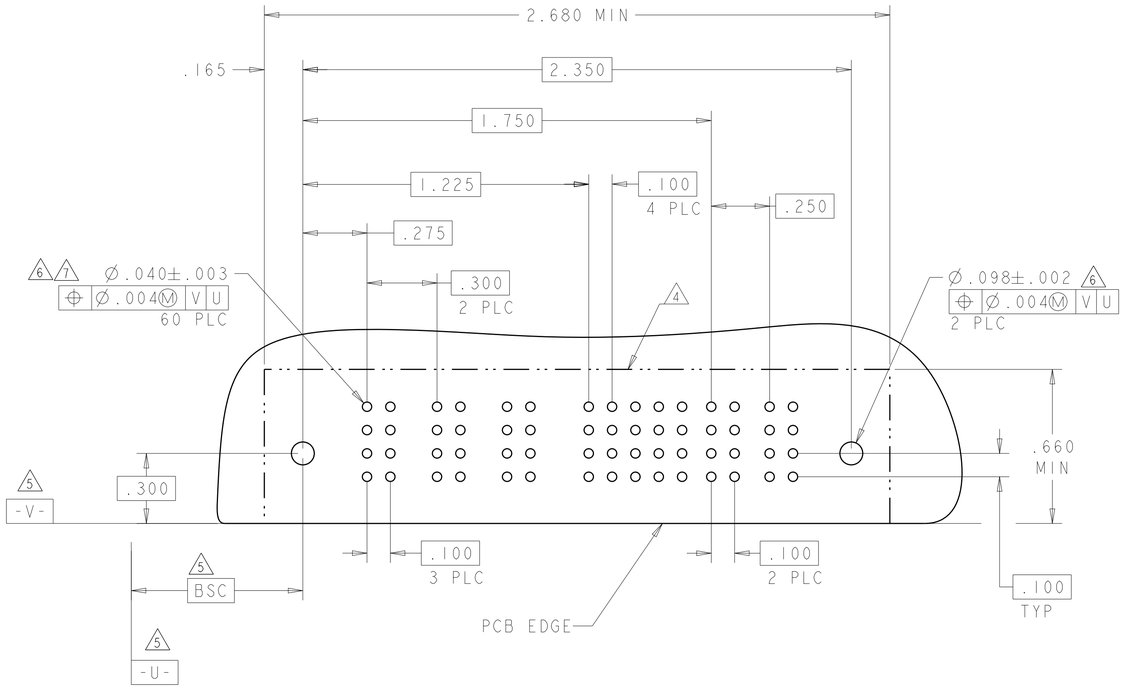

THIS DRAWING IS A CONTROLLED DOCUMENT.	DWN R.GRZYBOWSKI 02FEB05	TE Connectivity	
DIMENSIONS: INCHES	CHK M.PERCHERKE 02FEB05	NAME RIGHT ANGLE HEADER W/GUIDES ASSEMBLY MULTI-BEAM XL -	
TOLERANCES UNLESS OTHERWISE SPECIFIED: 0 PLC ±- 1 PLC ±- 2 PLC ±.01 3 PLC ±.005 4 PLC ±.0020 ANGLES ±2°	APVD M.PERCHERKE 02FEB05		
	PRODUCT SPEC 108-1973		
	APPLICATION SPEC 114-13038	SIZE A1 / CAGE CODE 00779 / DRAWING NO C-6450120	RESTRICTED TO -
MATERIAL - -	WEIGHT -		
FINISH - -	CUSTOMER DRAWING	SCALE 4:1 / SHEET 21 OF 24	REV M2

4805 (3/11)

THIS DRAWING IS UNPUBLISHED. RELEASED FOR PUBLICATION 20
© COPYRIGHT 20 BY - ALL RIGHTS RESERVED.

LOC	DIST
ES	00

REVISIONS

P	LTR	DESCRIPTION	DATE	DWN	APVD
	-	SEE SHEET 1	-	-	-

PART NUMBER	ROWS	POWER P1	POWER P2	SIGNAL 1	SIGNAL 2	SIGNAL 3	SIGNAL 4	SIGNAL 5	SIGNAL 6	POWER P3	POWER P4	POWER P5	POWER P6	POWER P7	POWER P8
6-6450120-6	D C B A	PM	PM	J K N S	J K N S	J K N S	J K N S	J K N S	J K N S		PM		PM		PM
2P + 24S + 6P															

HD HD

NO CONTACTS LOADED

NO CONTACTS LOADED

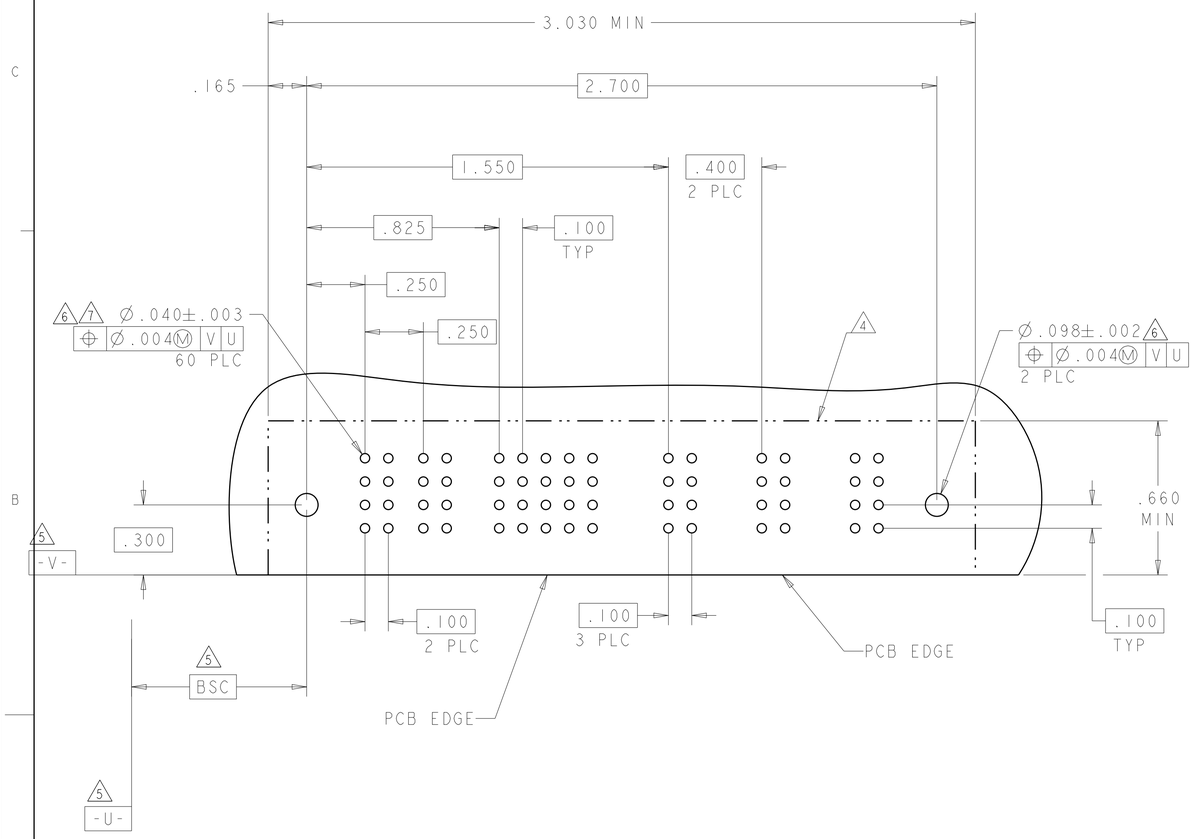

L5

PART NUMBER	ROWS	POWER P1	POWER P2	POWER P3	POWER P4	POWER P5	POWER P6	POWER P7	SIGNAL 1	SIGNAL 2	POWER P8	POWER P9	POWER P10
6-6450120-7	D C B A	PM	PM	PM	PM	PM	PM	PM	E F G H	E F G H	PM	PM	PM
7HDP + 8S + 3ACP													

HD HD

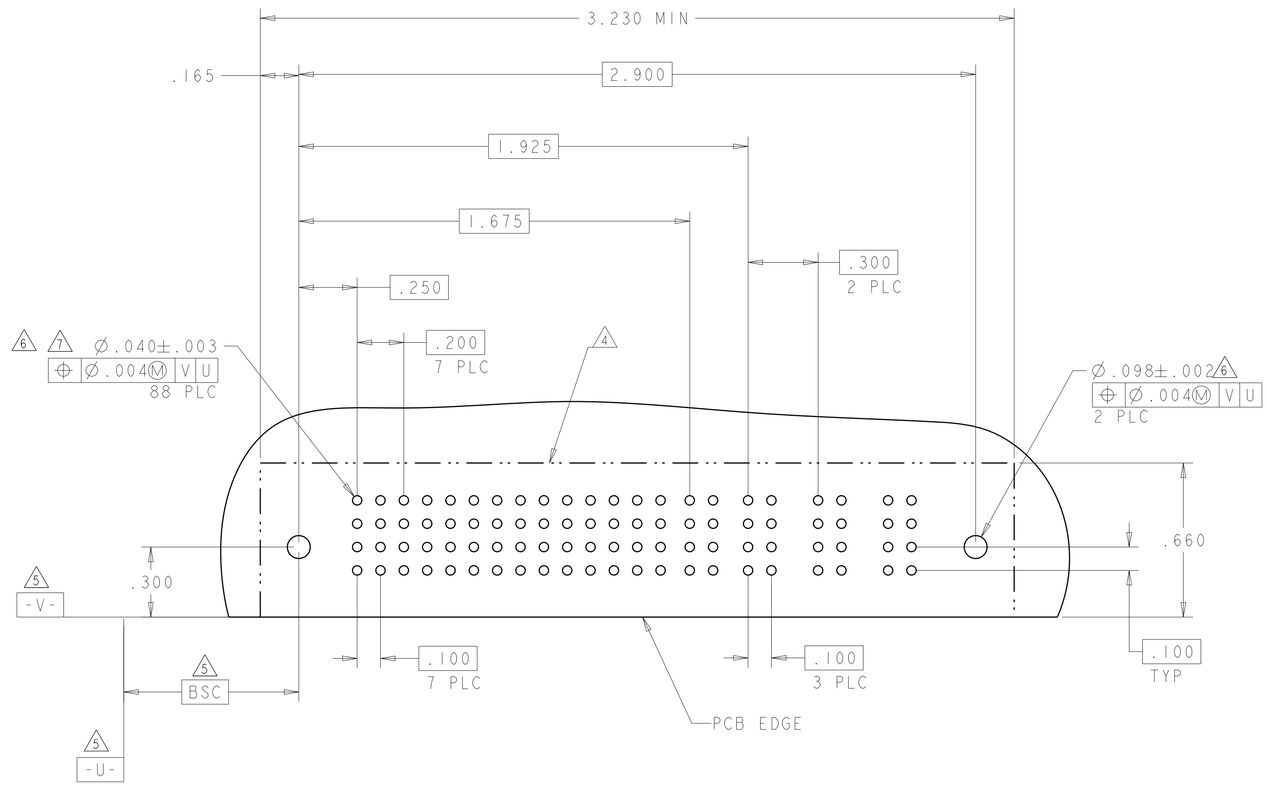

THIS DRAWING IS A CONTROLLED DOCUMENT.

DIMENSIONS: INCHES

TOLERANCES UNLESS OTHERWISE SPECIFIED:
0 PLC ±-
1 PLC ±-
2 PLC ±.01
3 PLC ±.005
4 PLC ±.0020
ANGLES ±2°

MATERIAL - -

FINISH - -

DWN R.GRZYBOWSKI 02FEB05
CHK M.PERCHERKE 02FEB05
APVD M.PERCHERKE 02FEB05

PRODUCT SPEC 108-1973
APPLICATION SPEC 114-13038
WEIGHT -

TE Connectivity

NAME RIGHT ANGLE HEADER W/GUIDES ASSEMBLY MULTI-BEAM XL -

SIZE	CAGE CODE	DRAWING NO	RESTRICTED TO
A1	00779	C-6450120	-

CUSTOMER DRAWING SCALE 4:1 SHEET 22 OF 24 REV M2

4805 (3/11)

THIS DRAWING IS UNPUBLISHED. RELEASED FOR PUBLICATION 20
© COPYRIGHT 20 BY - ALL RIGHTS RESERVED.

LOC	DIST
ES	00

REVISIONS

P	LTR	DESCRIPTION	DATE	DWN	APVD
	-	SEE SHEET 1	-	-	-

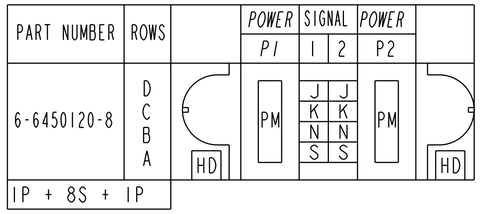

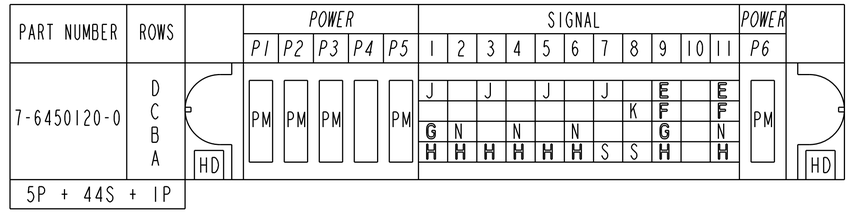

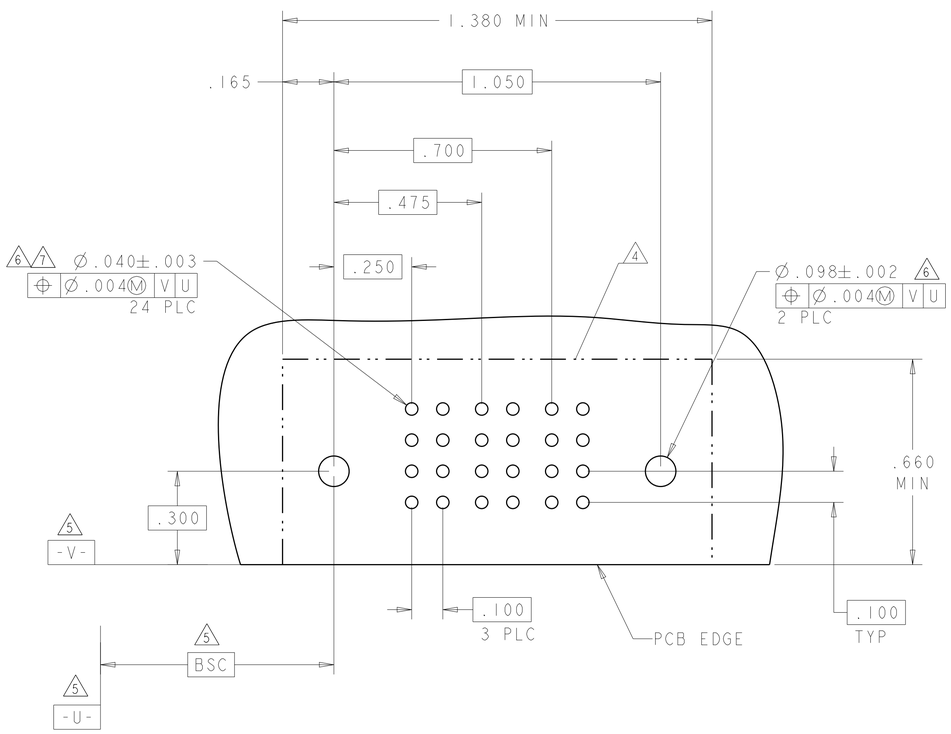

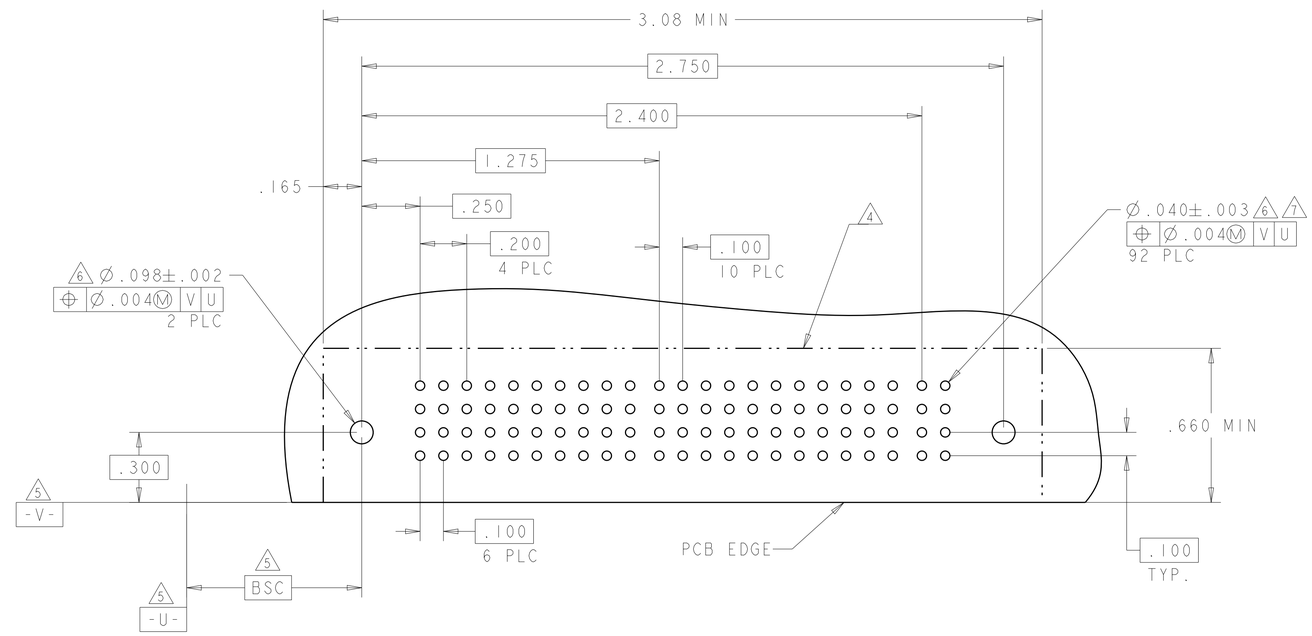

THIS DRAWING IS A CONTROLLED DOCUMENT.

DIMENSIONS: INCHES

TOLERANCES UNLESS OTHERWISE SPECIFIED:
0 PLC ±-
1 PLC ±-
2 PLC ±.01
3 PLC ±.005
4 PLC ±.0020
ANGLES ±2°

MATERIAL - -
FINISH - -

DWN R.GRZYBOWSKI 02FEB05
CHK M.PERCHERKE 02FEB05
APVD M.PERCHERKE 02FEB05
PRODUCT SPEC 108-1973
APPLICATION SPEC 114-13038
WEIGHT -

TE Connectivity

NAME RIGHT ANGLE HEADER W/GUIDES ASSEMBLY MULTI-BEAM XL -

SIZE	CAGE CODE	DRAWING NO	RESTRICTED TO
A1	00779	C-6450120	-

CUSTOMER DRAWING SCALE 4:1 SHEET 23 OF 24 REV M2

4805 (3/11)

THIS DRAWING IS UNPUBLISHED. RELEASED FOR PUBLICATION 20
© COPYRIGHT 20 BY - ALL RIGHTS RESERVED.

LOC	DIST
ES	00

REVISIONS

P	LTR	DESCRIPTION	DATE	DWN	APVD
	-	SEE SHEET 1	-	-	-

M2

PART NUMBER	ROWS
7-6450120-1	D C B A
2P + 16S + 2P	

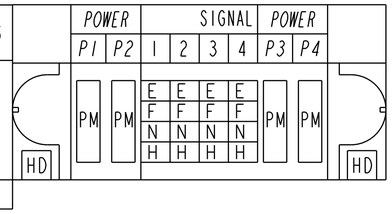

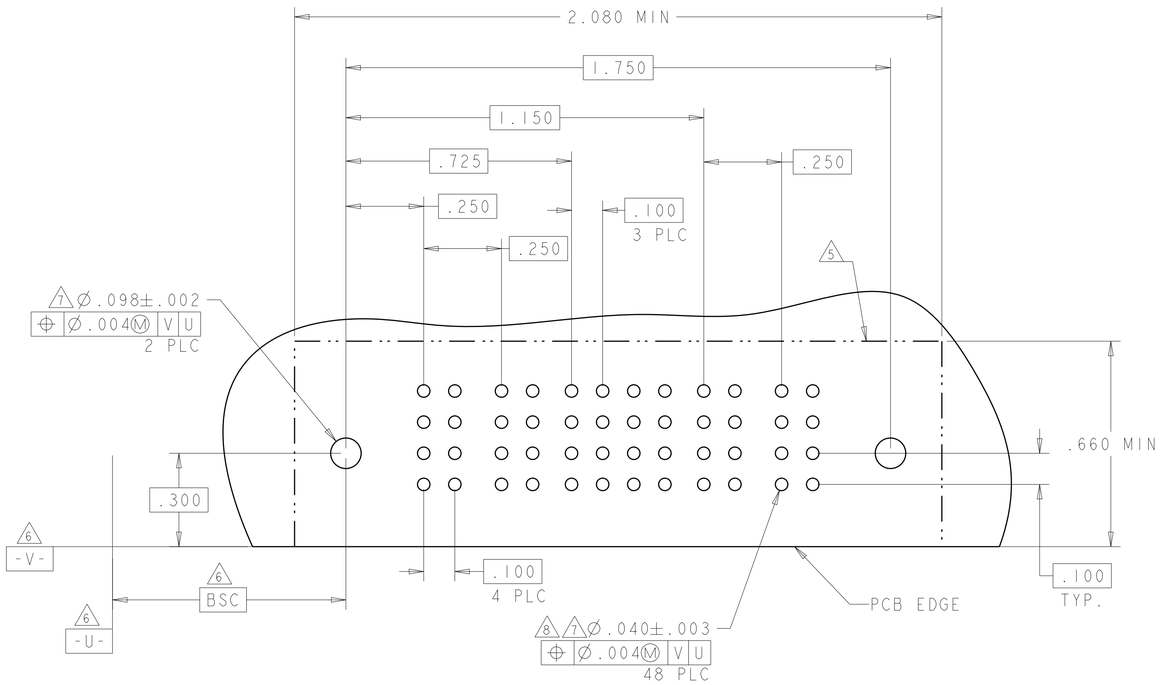

THIS DRAWING IS A CONTROLLED DOCUMENT.

DIMENSIONS: INCHES

TOLERANCES UNLESS OTHERWISE SPECIFIED:
0 PLC ±-
1 PLC ±-
2 PLC ±.01
3 PLC ±.005
4 PLC ±.0020
ANGLES ±2°

MATERIAL - -

FINISH - -

DWN R.GRZYBOWSKI 02FEB05
CHK M.PERCHERKE 02FEB05
APVD M.PERCHERKE 02FEB05

PRODUCT SPEC 108-1973
APPLICATION SPEC 114-13038
WEIGHT -

TE Connectivity

NAME RIGHT ANGLE HEADER W/GUIDES ASSEMBLY MULTI-BEAM XL -

SIZE	CAGE CODE	DRAWING NO	RESTRICTED TO
A1	00779	C-6450120	-

CUSTOMER DRAWING

SCALE 4:1 SHEET 24 OF 24 REV M2

4805 (3/11)

Mouser Electronics

Authorized Distributor

Click to View Pricing, Inventory, Delivery & Lifecycle Information:

TE Connectivity:

2-6450120-4