



**Features**

- Universal AC input / Full range
- 3 pole AC inlet IEC320-C14, Class I power unit
- No load power consumption < 0.075W
- **Energy efficiency Level VI**
- Comply with EISA 2007/DoE, EU ErP and meet CoC Version 5
- Protections: Short circuit / Overload / Over voltage
- Fully enclosed plastic case
- Pass LPS
- Various DC plug quick adapter accessory available  
(Plug kit sold sperately, please refer to : [http://www.meanwell.com/upload/pdf/DC\\_plug.pdf](http://www.meanwell.com/upload/pdf/DC_plug.pdf) )
- 2 years warranty

**Applications**

- Consumer electronic devices
- Telecommunication devices
- Office facilities
- Industrial equipments

**Description**

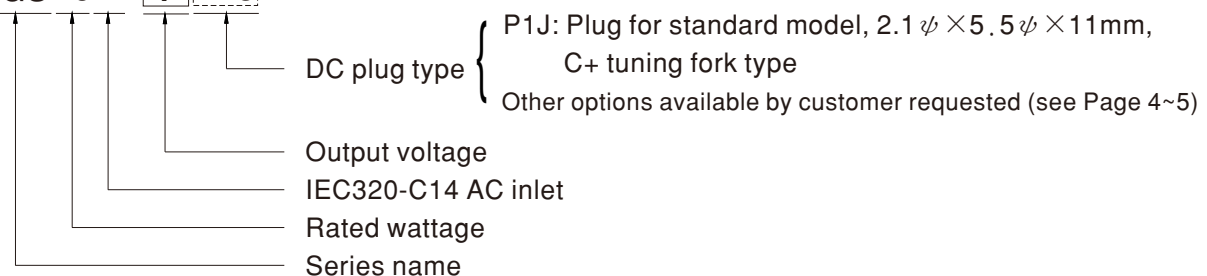
GS15A is a highly reliable, 15W desktop style single-output green adaptor series. This product is a class I power unit (with FG), equipped with a standard IEC320-C14 AC inlet and adopting the input range from 90VAC to 264VAC. The entire series supplies different models with output voltages ranging between 5VDC and 48VDC that can satisfy the demands for various types of consumer electronic devices.

With the efficiency up to 87% and the extremely low no-load power consumption below 0.075W, GS15A is compliant with USA EISA 2007/DoE, EU ErP, and meet Code of Conduct(CoC) Version 5. The supreme feature allows the adaptor to save the energy when it is either under the operating mode or the standby mode.

The entire series utilizes the 94V-0 flame retardant plastic case. GS15A is certified for the international safety regulations.

**Model Encoding**

GS 15 A - 1 P1J

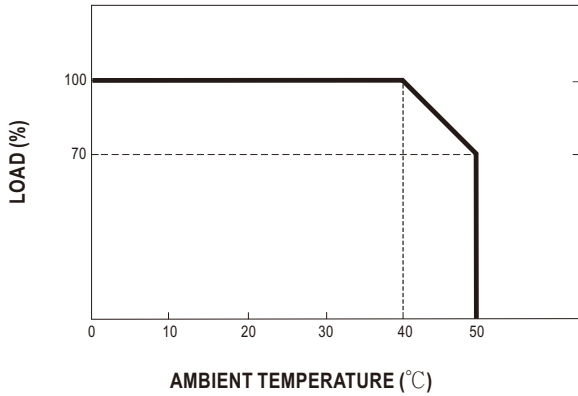




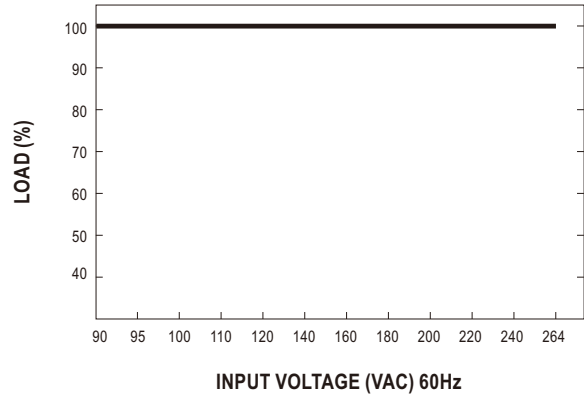
**SPECIFICATION**

ORDER NO.	GS15A-1P1J	GS15A-11P1J	GS15A-2P1J	GS15A-3P1J	GS15A-4P1J	GS15A-5P1J	GS15A-6P1J	GS15A-8P1J		
<b>OUTPUT</b>	SAFETY MODEL NO.	GS15A-1	GS15A-1-1	GS15A-2	GS15A-3	GS15A-4	GS15A-5	GS15A-6	GS15A-8	
	DC VOLTAGE <span style="float:right">Note.2</span>	5V	7.5V	9V	12V	15V	18V	24V	48V	
	RATED CURRENT	2.40A	1.60A	1.66A	1.25A	1.00A	0.83A	0.625A	0.31A	
	CURRENT RANGE	0 ~ 2.40A	0 ~ 1.60A	0 ~ 1.66A	0 ~ 1.25A	0 ~ 1.00A	0 ~ 0.83A	0 ~ 0.625A	0 ~ 0.31A	
	RATED POWER	12W	12W	15W	15W	15W	15W	15W	15W	
	RIPPLE & NOISE (max.) <span style="float:right">Note.3</span>	50mVp-p	80mVp-p	80mVp-p	80mVp-p	100mVp-p	120mVp-p	150mVp-p	240mVp-p	
	VOLTAGE TOLERANCE <span style="float:right">Note.4</span>	±5.0%	±5.0%	±5.0%	±3.0%	±3.0%	±3.0%	±2.0%	±2.0%	
	LINE REGULATION <span style="float:right">Note.5</span>	±0.5%	±0.5%	±0.5%	±0.5%	±0.5%	±0.5%	±0.5%	±0.5%	
	LOAD REGULATION <span style="float:right">Note.6</span>	±5.0%	±5.0%	±5.0%	±3.0%	±3.0%	±3.0%	±2.0%	±2.0%	
	SETUP, RISE, HOLD UP TIME	3000ms, 50ms, 16ms at full load								
<b>INPUT</b>	VOLTAGE RANGE	90 ~ 264VAC 135 ~ 370VDC								
	FREQUENCY RANGE	47 ~ 63Hz								
	EFFICIENCY (Typ.)	80%	82.5%	85%	85%	85%	85%	85.5%	87%	
	AC CURRENT	0.5A / 100VAC								
	INRUSH CURRENT (max.)	Cold start 30A/ 115VAC 50A / 230VAC								
	LEAKAGE CURRENT(max.)	0.25mA / 240VAC								
<b>PROTECTION</b>	OVERLOAD	105 ~ 250% rated output power Protection type : Hiccup mode, recovers automatically after fault condition is removed								
	OVER VOLTAGE	>120% rated output voltage Protection type : Clamp by zener diode								
<b>ENVIRONMENT</b>	WORKING TEMP.	0 ~ +50°C (Refer to "Derating Curve")								
	WORKING HUMIDITY	20% ~ 90% RH non-condensing								
	STORAGE TEMP., HUMIDITY	-20 ~ +85°C, 10 ~ 95% RH non-condensing								
	TEMP. COEFFICIENT	±0.03% / °C (0 ~ 40°C)								
	VIBRATION	10 ~ 500Hz, 2G 10min./1cycle, period for 60min. each along X, Y, Z axes								
<b>SAFETY &amp; EMC</b> (Note. 7)	SAFETY STANDARDS	UL62368-1, CSA C22.2 NO. 62368-1, TUV EN62368-1, EAC TP TC 004 approved								
	WITHSTAND VOLTAGE	I/P-O/P:3KVAC, I/P-FG:1.5KVAC								
	ISOLATION RESISTANCE	I/P-O/P, I/P-FG:100M Ohms / 500VDC / 25°C / 70% RH								
	<b>EMC EMISSION</b>	<b>Parameter</b>	<b>Standard</b>					<b>Test Level / Note</b>		
		Conducted emission	EN55032(CISPR32)/FCC PART 15 / CISPR22, CAN ICES-3(B)/NMB-3(B)					Class B		
		Radiated emission	EN55032(CISPR32)/FCC PART 15 / CISPR22, CAN ICES-3(B)/NMB-3(B)					Class B		
		Harmonic current	EN61000-3-2					Class A		
		Voltage flicker	EN61000-3-3					-----		
	<b>EMC IMMUNITY</b>	<b>Parameter</b>	<b>Standard</b>					<b>Test Level / Note</b>		
		ESD	EN61000-4-2					Level 3, 8KV air; Level 2, 4KV contact		
		RF field susceptibility	EN61000-4-3					Level 2, 3V/m		
		EFT bursts	EN61000-4-4					Level 2, 1KV		
		Surge susceptibility	EN61000-4-5					Level 3, 1KV/L-N 2KV/L,N-PE		
		Conducted susceptibility	EN61000-4-6					Level 2, 3V		
		Magnetic field immunity	EN61000-4-8					Level 1, 1A/m		
Voltage dips, interruption		EN61000-4-11					>95% dip 0. 5 periods, 30% dip 25 periods, >95% interruptions 250 periods			
<b>OTHERS</b>	MTBF	500Khrs min. MIL-HDBK-217F(25°C)								
	DIMENSION	100*58.5*32.8mm (L*W*H)								
	PACKING	190g ; 90pcs / 18Kg / CARTON								
<b>CONNECTOR</b>	PLUG	See page 4~5 ; Other type available by customer requested								
	CABLE	See page 4~5 ; Other type available by customer requested								
<b>NOTE</b>	<p>1.All parameters are specified at 230VAC input, rated load, 25°C 70% RH ambient.</p> <p>2.DC voltage: The output voltage set at point measure by plug terminal &amp; 50% load.</p> <p>3.Ripple &amp; noise are measured at 20MHz by using a 12" twisted pair terminated with a 0.1µf &amp; 47µf capacitor.</p> <p>4.Tolerance: includes set up tolerance, line regulation, load regulation.</p> <p>5.Line regulation is measured from low line to high line at rated load.</p> <p>6.Load regulation is measured from 0% to 100% rated load.</p> <p>7.The power supply is considered as an independent unit, but the final equipment still need to re-confirm that the whole system complies with the EMC directives. For guidance on how to perform these EMC tests, please refer to "EMI testing of component power supplies." (as available on <a href="http://www.meanwell.com">http://www.meanwell.com</a>)</p>									

■ Derating Curve

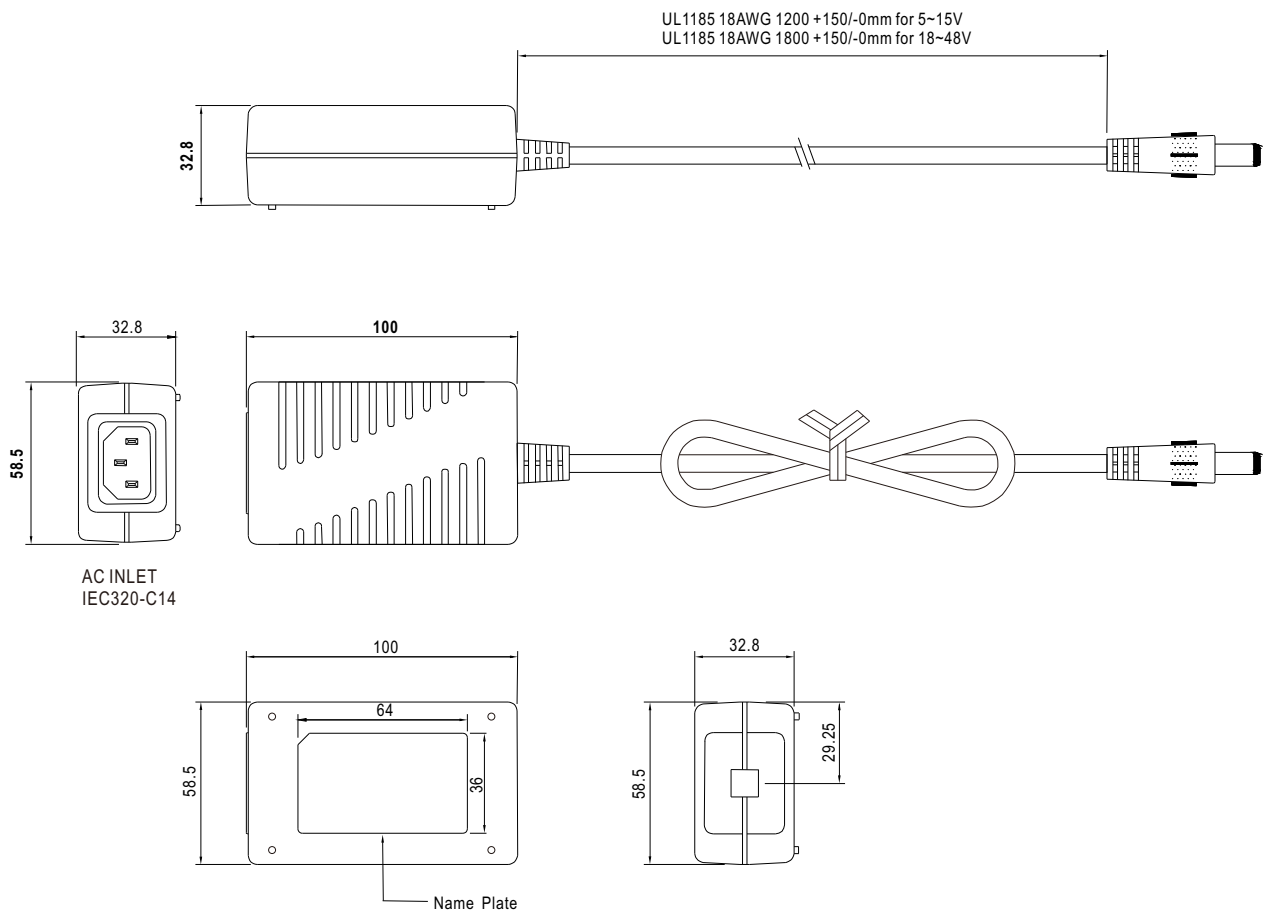


■ Static Characteristics



■ Mechanical Specification

Unit:mm



■ DC output plug

◎ Standard plug: P1J

Unit:mm

P1J	Pin Assignment
	Outside  Inside

◎ Plug changeable with quick adapter (sold separately)



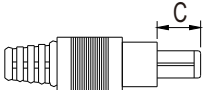

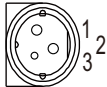
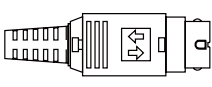

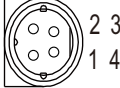
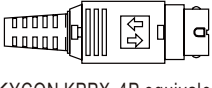


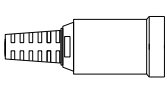

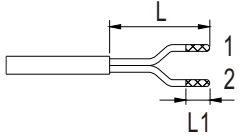
(Changeable DC plug selection guide : [http://www.meanwell.com/upload/pdf/DC\\_plug.pdf](http://www.meanwell.com/upload/pdf/DC_plug.pdf))

For example :



◎ Optional DC plug:

Tuning Fork Style		Type No.	A OD	B ID	C L	Quick Adapter Accessory
 Current rating: 7.5A max.	 (Straight)	P1I	5.5	2.1	9.5	Available
		P1L	5.5	2.5	9.5	
	 (Right-angled)	P1M	5.5	2.5	11.0	
		P1IR	5.5	2.1	9.5	
		P1JR	5.5	2.1	11.0	
		P1LR	5.5	2.5	9.5	
P1MR	5.5	2.5	11.0			
Barrel Style		Type No.	A OD	B ID	C L	None
 Current rating: 7.5A max.	 (Straight)	P2I	5.5	2.1	9.5	
		P2J	5.5	2.1	11.0	
	 (Right-angled)	P2L	5.5	2.5	9.5	
		P2M	5.5	2.5	11.0	
		P2IR	5.5	2.1	9.5	
		P2JR	5.5	2.1	11.0	
		P2LR	5.5	2.5	9.5	
		P2MR	5.5	2.5	11.0	
Lock Style		Type No.	A OD	B ID	C L	None
 Current rating: 7.5A max.	 Floating Locking SWITCHCRAFT original or equivalent	P2S(S761K)	5.53	2.03	12.06	
		P2K(761K)	5.53	2.54	12.06	
		P2C(S760K)	5.53	2.03	9.52	
		P2D(760K)	5.53	2.54	9.52	
Min. Pin Style		Type No.	A OD	B ID	C L	Available
 Current rating: 5A max.	 EIAJ equivalent	P3A	2.35	0.7	11.0	
		P3B	4.0	1.7	11.0	
		P3C	4.75	1.7	11.0	

Center Pin Style	Type No.	A	B	C	D	Quick Adapter Accessory
		OD	ID	L	Center Pin	
   <p>Current rating: 7.5A max.</p> <p>EIAJ equivalent</p>	P4A	5.5	3.4	11.0	1.0	None
	P4B	6.5	4.4	11.0	1.4	
	P4C	7.4	5.1	11.0	0.6	
Min. DIN 3 Pin with Lock (male)	Type No.	Pin Assignment				Available
   <p>Current rating: 7.5A max.</p> <p>KYCON KPPX-3P equivalent</p>	R6B	PIN No.	Output			
		1	+Vo			
		2	-Vo			
3	+Vo					
Min. DIN 4 Pin with Lock (male)	Type No.	Pin Assignment				Available
   <p>Current rating: 7.5A max.</p> <p>KYCON KPPX-4P equivalent</p>	R7B	PIN No.	Output			
		1	+Vo			
		2	-Vo			
		3	-Vo			
4	+Vo					
Min. DIN 4 Pin with Lock (female)	Type No.	Pin Assignment				None
   <p>Current rating: 7.5A max.</p> <p>KYCON KPJX-CM-4S equivalent</p>	R7BF	PIN No.	Output			
		1	+Vo			
		2	-Vo			
		3	-Vo			
4	+Vo					
Stripped and tinned leads	Type No.	Pin Assignment				None
  <p>Length of Land L1 by request (MW's standard length, L: 25 mm, L1: 10 mm)</p>	by customer	PIN No.	Output			
		1 (White)	+Vo			
2 (Black)	-Vo					

■ **Installation Manual**

Please refer to : <http://www.meanwell.com/manual.html>