THIS DRAWING IS UNPUBLISHED. RELEASED FOR PUBLICATION – ,19 .
© COPYRIGHT – By – ALL RIGHTS RESERVED.

LOC	DIST
AD	00

REVISIONS

P	LTR	DESCRIPTION	DATE	DWN	APVD
	L2	REVISED PER ECO-13-016226	17OCT2013	KH	JO

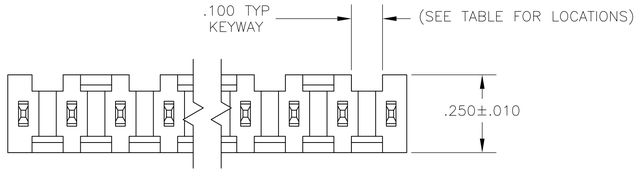

1. THESE SURFACES WILL NOT BE PLATED
2. THE NOTED DIMENSIONS APPLY AT THE INTERSECTION OF THE POST AND THE HOUSING
3. POINT OF MEASUREMENT FOR PLATING THICKNESS
4. OBSOLETE PARTS: OBSOLETE CIS STREAMLINING PER D.RENAUD/D.SINISI
5. PRELIMINARY PART – NOT RELEASED FOR PRODUCTION

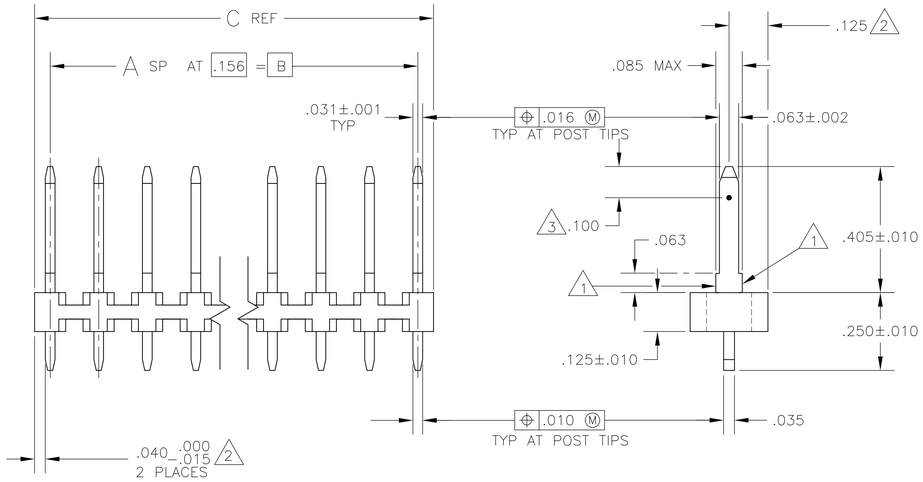

5	NONE	NONE	1.827	1.716	11	12	3-87633-7
OBSOLETE	NONE	NONE	5.415	5.304	34	35	~~3-87633-6~~
OBSOLETE	NONE	NONE	5.259	5.148	33	34	~~3-87633-5~~
OBSOLETE	NONE	NONE	5.103	4.992	32	33	~~3-87633-4~~
OBSOLETE	NONE	NONE	4.947	4.836	31	32	~~3-87633-3~~
OBSOLETE	NONE	NONE	4.791	4.680	30	31	~~3-87633-2~~
OBSOLETE	NONE	NONE	4.635	4.524	29	30	~~3-87633-1~~
OBSOLETE	NONE	NONE	4.479	4.368	28	29	~~3-87633-0~~
OBSOLETE	NONE	NONE	4.323	4.212	27	28	~~2-87633-9~~
OBSOLETE	NONE	NONE	4.167	4.056	26	27	~~2-87633-8~~
OBSOLETE	NONE	NONE	4.011	3.900	25	26	~~2-87633-7~~
OBSOLETE 4	NONE	NONE	.111	–	–	1	~~2-87633-6~~
	A,C,E,H,K,M,Q,S,U,W,Y	11	3.855	3.744	24	25	~~2-87633-5~~
	A,C,E,G,J,L,N,Q,S,U,W,Y	12	3.699	3.588	23	24	~~2-87633-4~~
	A,D,G,K,N,R,U,X	8	3.543	3.432	22	23	~~2-87633-3~~
	A,C,E,G,J,L,N,Q,S,U,W	11	3.387	3.276	21	22	~~2-87633-2~~
	A,D,G,K,N,R,U	7	3.231	3.120	20	21	~~2-87247-1~~
	A,C,E,G,J,L,N,Q,S,U	10	3.075	2.964	19	20	~~2-87633-0~~
	B,D,F,J,L,N,Q,S	8	2.919	2.808	18	19	~~1-87633-9~~
	A,D,F,J,M,P,S	7	2.763	2.652	17	18	1-87633-8
OBSOLETE 4	A,D,G,K,N,R	6	2.607	2.496	16	17	~~1-87633-7~~
	A,C,E,G,J,L,N,Q	8	2.451	2.340	15	16	~~1-87633-6~~
	A,D,G,K,N	5	2.295	2.184	14	15	1-87633-5
OBSOLETE 4	A,C,E,G,J,L,N	7	2.139	2.028	13	14	~~1-87633-4~~
	A,D,J,M	4	1.983	1.872	12	13	~~1-87633-3~~
	A,C,E,G,J,L	6	1.827	1.716	11	12	1-87633-2
4 OBSOLETE	A,D,G,K	4	1.671	1.560	10	11	~~1-87633-1~~
	A,C,E,G,J	5	1.515	1.404	9	10	1-87633-0
	A,D,G	3	1.359	1.248	8	9	87633-9
	A,C,E,G	4	1.203	1.092	7	8	87633-8
4 OBSOLETE	A,C,E	3	1.047	.936	6	7	~~87633-7~~
	A,C,E	3	.891	.780	5	6	87633-6
	A,D	2	.735	.624	4	5	87633-5
	A,C	2	.579	.468	3	4	87633-4
	A	1	.423	.312	2	3	87633-3
4 OBSOLETE	A	1	.267	.156	1	2	~~87633-2~~
	KEYWAY LOCATIONS	NO OF KEYWAY	C	B	A	NO OF POSN	ASSEMBLY PART NUMBER

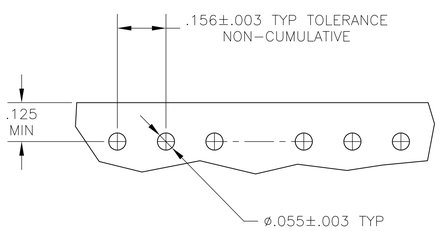

RECOMMENDED HOLE LAYOUT

KEYWAY LOCATIONS (REF-SEE TABLE)
(MATING LENGTH OF POST ON NEAR SIDE)
SCALE: 2:1

THIS DRAWING IS A CONTROLLED DOCUMENT.

DIMENSIONS: INCHES

TOLERANCES UNLESS OTHERWISE SPECIFIED:
0 PLC ± –
1 PLC ± –
2 PLC ± –
3 PLC ± .005
4 PLC ± –
ANGLES ± –

MATERIAL: HOUSING – FLAME RETARDANT THERMOPLASTIC, COLOR-BLACK; POSTS – BRASS

FINISH: .000015 GOLD IN CONTACT AREA GOLD FLASH ON REMAINDER OF POST ALL OVER .000050 GOLD

DWN A MAYER 07JAN87
CHK E HUBBEN 11FEB87
APVD E HUBBEN 11FEB87

PRODUCT SPEC: 108-25016
APPLICATION SPEC: –
WEIGHT: –

TE Connectivity

NAME: HEADER ASSEMBLY, MOD I, VERTICAL, SINGLE ROW, .156 ℄

SIZE A1 | CAGE CODE – | DRAWING NO C-87633 | RESTRICTED TO –

CUSTOMER DRAWING | SCALE 4:1 | SHEET 1 OF 1 | REV L2

4805 (3/11)

Mouser Electronics

Authorized Distributor

Click to View Pricing, Inventory, Delivery & Lifecycle Information:

TE Connectivity:

1-87633-8