




L37-5S

Thermal Conductive Pad

Version 1.280318



Thermal Conductive Pad

L37-5S is an ultra-soft silicone based thermal pad which is designed to provide a highly compressible thermal interface with high dielectric breakdown and low thermal impedance. L37-5S can also be provided with one or two sided thermally conductive adhesive for ease of manufacture.

Features

- Very good thermal conductivity
- Soft and high compressibility
- Natural tack
- Easy to assemble
- Good insulator

Applications

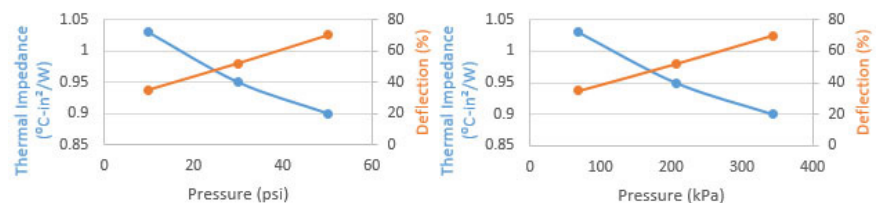
Electronic components: IC, CPU, MOS
 LED, M/B, P/S, Heat Sink
 LCD TV, Notebook PC, PC Telecom Device, Wireless Hub, etc.
 DDR II Module, DVD Applications, Hand-set applications, etc.

Properties

- ✓ REACH Compliant
- ✓ ROHS Compliant

Property	L37-5S	Unit	Tolerance	Test Method
Colour	Grey	-	-	Visual
Thickness (Available thickness range)	0.5-5.0	mm	-	ASTM D374
	0.0197~0.1969	inch	-	ASTM D374
Thermal Conductivity	1.8	W/mK	±0.18	ASTM D5470
Flammability Rating	V-0	-	-	UL 94
Dielectric Breakdown Voltage	16	kV/mm	±1.6	ASTM D149
Weight Loss	<1	%	-	ASTM E595
Density	2.4	g/cm ³	±0.2	ASTM D792
Working Temperature	-40~ +200	°C	-	-
Volume Resistance	>10 ¹²	Ohm-cm	-	ASTM D257
Elongation	300	%	±13	ASTM D412
Tensile Strength	1	Kgf/cm ²	±2	ASTM D412
Hardness	25	Shore 00	±10	ASTM D2240

Thermal Impedance vs Pressure vs Deflection



T-Global Technology Limited
 1 & 2 Cosford Business Park, Central Park,
 Lutterworth, Leicestershire LE17 4QU U.K.

Tel: +44 (0)1455 553 510
 Email: sales@tglobaltechnology.com
 Web: www.tglobaltechnology.com
 Skype: tglobal.technology
 VAT #: GB 116 662 714



L37-5S

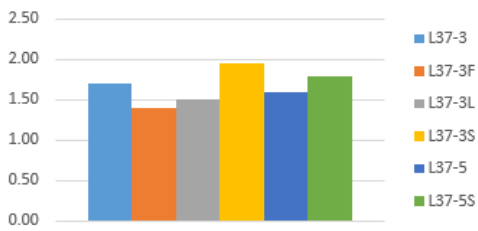
Thermal Conductive Pad

Standard Weights & Dimensional Tolerance

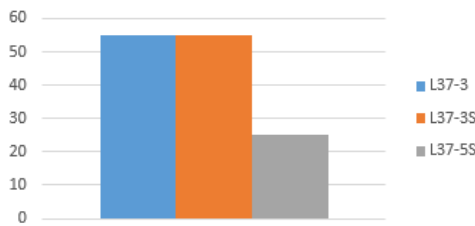
Size	Thickness (mm)	Weights (g)										
		0.50	0.80	1.00	1.50	2.00	2.50	3.00	3.50	4.00	4.50	5.00
100x100	100x100	12.00	19.20	24.00	36.00	48.00	60.00	72.00	84.00	96.00	108.00	120.00
	150x150	27.00	43.20	54.00	81.00	108.00	135.00	162.00	189.00	216.00	243.00	270.00
	300x300	108.00	172.80	216.00	324.00	432.00	540.00	648.00	756.00	864.00	972.00	1,080.00
	320x320	122.88	196.61	245.76	368.64	491.52	614.40	737.28	860.16	983.04	1,105.92	1,228.80

Data

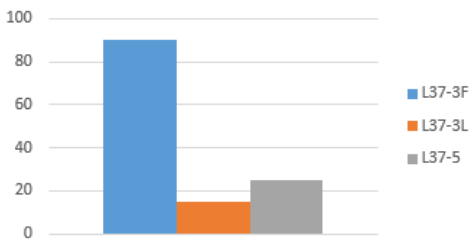
Thermal Conductivity (W / mK)



Hardness (Shore 00)



Hardness (Shore A)



Die-Cut Thickness Tolerances	Thickness (mm)	Tolerance (mm)
	0.3	±0.03
	0.5	±0.05
	0.8	±0.08
	1.0	±0.1
	1.2	±0.12
	1.5	±0.15
	2.0	±0.2
	2.5 - 3.5	±0.25
	4.0 - 4.5	±0.3
	5.0	±0.35
	6.0 - 8.0	±0.4
	9.0	±0.45
10.0	±0.5	
>10.0	±0.5	

* Data for design engineer guidance only. Observed performance varies in application. Engineers are reminded to test the material in application.

NOTICE: The information contained herein is to the best of our knowledge true and accurate. However, since the varied conditions of potential use are beyond our control, all recommendations or suggestions are presented without guarantee or responsibility on our part and users should make their own test to determine the suitability of our products in any specific situation. This product is sold without warranty either expressed or implied, of fitness for a particular purpose or otherwise, except that this product shall be of standard quality, and except to the extent otherwise stated in T-Global Technology Europe and North America's invoice, quotation, or order acknowledgment. We disclaim any and all liabilities incurred in connection with the use of information contained herein, or otherwise. All risks of such are assumed by the user. Furthermore, nothing contained herein shall be construed as a recommendation to use any process or to manufacture or to use any product in conflict with existing or future patents covering any product or material or its use.