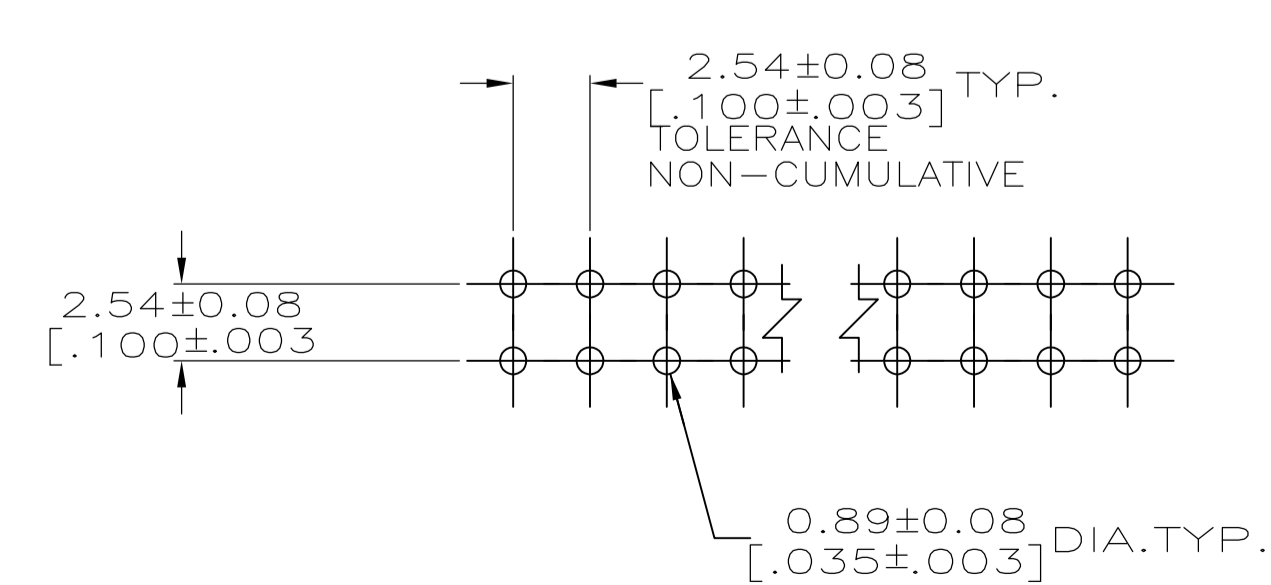
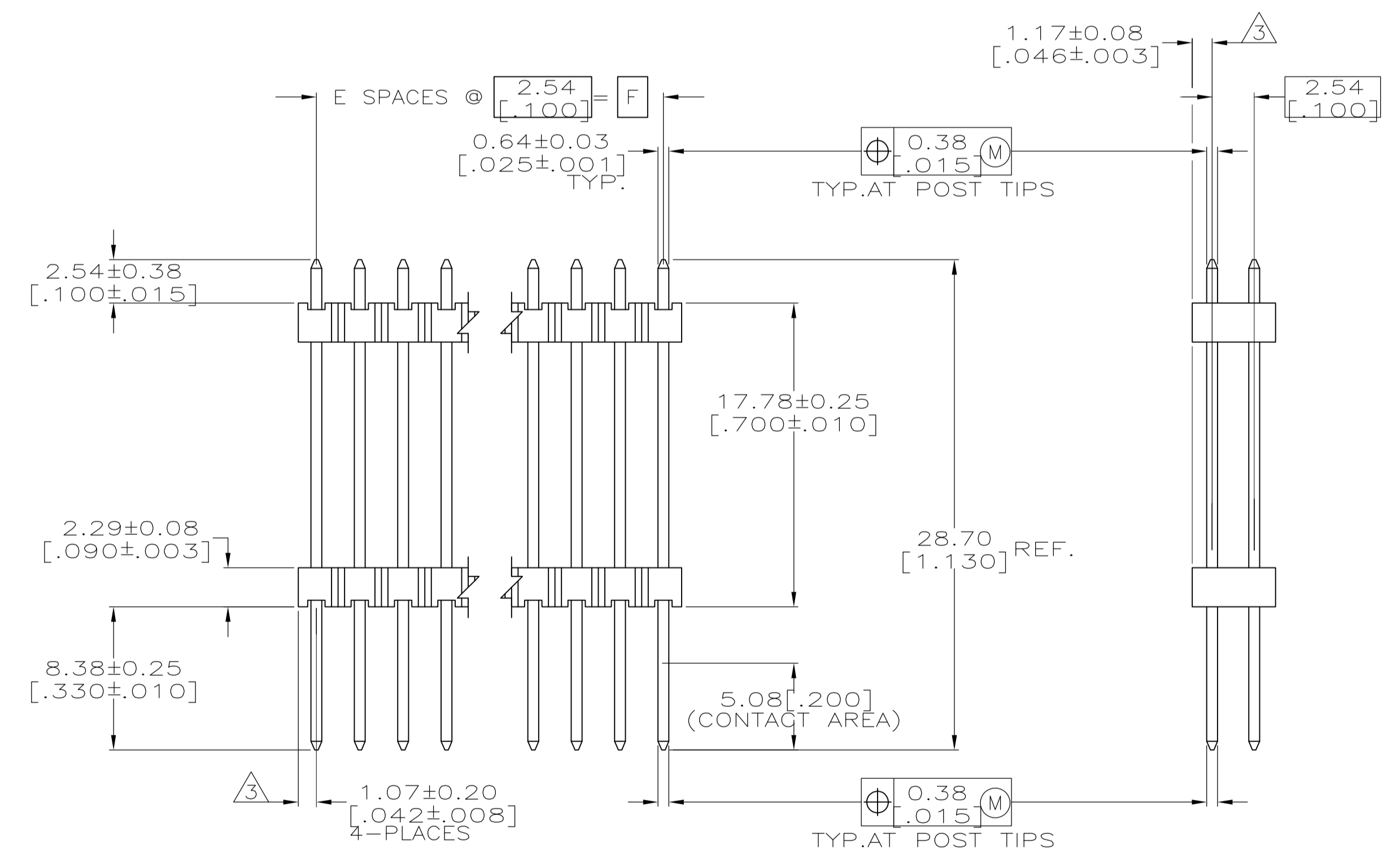
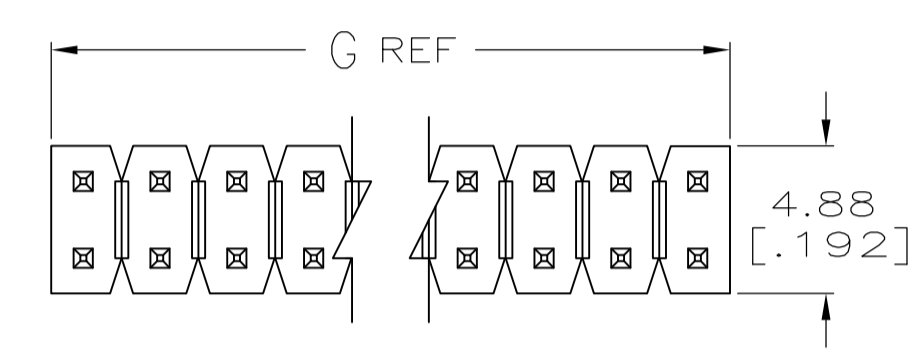


- ASSEMBLY MAY BE BROKEN TO THE DESIRED NUMBER OF POSITIONS
- TRUE POSITION TOLERANCE OF THE POST TIPS APPLIES WHEN THE HEADER IS HELD FLAT AGAINST THE PRINTED CIRCUIT BOARD
- THE NOTED DIMENSIONS APPLY AT THE INTERSECTION OF THE POST AND HOUSING
- HOUSING: FLAME RETARDANT THERMOPLASTIC; COLOR: BLACK.
- FINISH: 0.000381 [.000015] GOLD ON CONTACT AREA, 0.00254-0.00508 [.000100-.000200] MATTE TIN-LEAD ON SOLDER TAIL, ALL OVER 0.00127 [.000050] NICKEL.
- FINISH: 0.000381 [.000015] GOLD ON CONTACT AREA, 0.00254-0.00508 [.000100-.000200] MATTE TIN ON SOLDER TAIL, ALL OVER 0.00127 [.000050] NICKEL.



PLATING	G	F	E	NO. OF POSITIONS	PART NUMBER
6	101.19 [3.984]	99.06 [3.900]	39	80	9-146500-0
6	98.65 [3.884]	96.52 [3.800]	38	78	8-146500-9
6	96.11 [3.784]	93.98 [3.700]	37	76	8-146500-8
6	93.57 [3.684]	91.44 [3.600]	36	74	8-146500-7
6	91.03 [3.584]	88.90 [3.500]	35	72	8-146500-6
6	88.49 [3.484]	86.36 [3.400]	34	70	8-146500-5
6	85.95 [3.384]	83.82 [3.300]	33	68	8-146500-4
6	83.41 [3.284]	81.28 [3.200]	32	66	8-146500-3
6	80.87 [3.184]	78.74 [3.100]	31	64	8-146500-2
6	78.33 [3.084]	76.20 [3.000]	30	62	8-146500-1
6	75.79 [2.984]	73.66 [2.900]	29	60	8-146500-0
6	73.25 [2.884]	71.12 [2.800]	28	58	7-146500-9
6	70.71 [2.784]	68.58 [2.700]	27	56	7-146500-8
6	68.17 [2.684]	66.04 [2.600]	26	54	7-146500-7
6	65.63 [2.584]	63.50 [2.500]	25	52	7-146500-6
6	63.09 [2.484]	60.96 [2.400]	24	50	7-146500-5
6	60.55 [2.384]	58.42 [2.300]	23	48	7-146500-4
6	58.01 [2.284]	55.88 [2.200]	22	46	7-146500-3
6	55.47 [2.184]	53.34 [2.100]	21	44	7-146500-2
6	52.93 [2.084]	50.80 [2.000]	20	42	7-146500-1
6	50.39 [1.984]	48.26 [1.900]	19	40	7-146500-0
6	47.85 [1.884]	45.72 [1.800]	18	38	6-146500-9
6	45.31 [1.784]	43.18 [1.700]	17	36	6-146500-8
6	42.77 [1.684]	40.64 [1.600]	16	34	6-146500-7
6	40.23 [1.584]	38.10 [1.500]	15	32	6-146500-6
6	37.69 [1.484]	35.56 [1.400]	14	30	6-146500-5
6	35.15 [1.384]	33.02 [1.300]	13	28	6-146500-4
6	32.61 [1.284]	30.48 [1.200]	12	26	6-146500-3
6	30.07 [1.184]	27.94 [1.100]	11	24	6-146500-2
6	27.53 [1.084]	25.40 [1.000]	10	22	6-146500-1
6	24.99 [0.984]	22.86 [0.900]	9	20	6-146500-0
6	22.45 [0.884]	20.32 [0.800]	8	18	5-146500-9
6	19.91 [0.784]	17.78 [0.700]	7	16	5-146500-8
6	17.37 [0.684]	15.24 [0.600]	6	14	5-146500-7
6	14.83 [0.584]	12.70 [0.500]	5	12	5-146500-6
6	12.29 [0.484]	10.16 [0.400]	4	10	5-146500-5
6	9.75 [0.384]	7.62 [0.300]	3	8	5-146500-4
6	7.21 [0.284]	5.08 [0.200]	2	6	5-146500-3
6	4.67 [0.184]	2.54 [0.100]	1	4	5-146500-2
6	2.13 [0.084]	-	-	2	5-146500-1

PLATING	G	F	E	NO. OF POSITIONS	PART NUMBER
5	101.19 [3.984]	99.06 [3.900]	39	80	4-146500-0
5	98.65 [3.884]	96.52 [3.800]	38	78	3-146500-9
5	96.11 [3.784]	93.98 [3.700]	37	76	3-146500-8
5	93.57 [3.684]	91.44 [3.600]	36	74	3-146500-7
5	91.03 [3.584]	88.90 [3.500]	35	72	3-146500-6
5	88.49 [3.484]	86.36 [3.400]	34	70	3-146500-5
5	85.95 [3.384]	83.82 [3.300]	33	68	3-146500-4
5	83.41 [3.284]	81.28 [3.200]	32	66	3-146500-3
5	80.87 [3.184]	78.74 [3.100]	31	64	3-146500-2
5	78.33 [3.084]	76.20 [3.000]	30	62	3-146500-1
5	75.79 [2.984]	73.66 [2.900]	29	60	3-146500-0
5	73.25 [2.884]	71.12 [2.800]	28	58	2-146500-9
5	70.71 [2.784]	68.58 [2.700]	27	56	2-146500-8
5	68.17 [2.684]	66.04 [2.600]	26	54	2-146500-7
5	65.63 [2.584]	63.50 [2.500]	25	52	2-146500-6
5	63.09 [2.484]	60.96 [2.400]	24	50	2-146500-5
5	60.55 [2.384]	58.42 [2.300]	23	48	2-146500-4
5	58.01 [2.284]	55.88 [2.200]	22	46	2-146500-3
5	55.47 [2.184]	53.34 [2.100]	21	44	2-146500-2
5	52.93 [2.084]	50.80 [2.000]	20	42	2-146500-1
5	50.39 [1.984]	48.26 [1.900]	19	40	2-146500-0
5	47.85 [1.884]	45.72 [1.800]	18	38	1-146500-9
5	45.31 [1.784]	43.18 [1.700]	17	36	1-146500-8
5	42.77 [1.684]	40.64 [1.600]	16	34	1-146500-7
5	40.23 [1.584]	38.10 [1.500]	15	32	1-146500-6
5	37.69 [1.484]	35.56 [1.400]	14	30	1-146500-5
5	35.15 [1.384]	33.02 [1.300]	13	28	1-146500-4
5	32.61 [1.284]	30.48 [1.200]	12	26	1-146500-3
5	30.07 [1.184]	27.94 [1.100]	11	24	1-146500-2
5	27.53 [1.084]	25.40 [1.000]	10	22	1-146500-1
5	24.99 [0.984]	22.86 [0.900]	9	20	1-146500-0
5	22.45 [0.884]	20.32 [0.800]	8	18	146500-9
5	19.91 [0.784]	17.78 [0.700]	7	16	146500-8
5	17.37 [0.684]	15.24 [0.600]	6	14	146500-7
5	14.83 [0.584]	12.70 [0.500]	5	12	146500-6
5	12.29 [0.484]	10.16 [0.400]	4	10	146500-5
5	9.75 [0.384]	7.62 [0.300]	3	8	146500-4
5	7.21 [0.284]	5.08 [0.200]	2	6	146500-3
5	4.67 [0.184]	2.54 [0.100]	1	4	146500-2
5	2.13 [0.084]	-	-	2	146500-1

THIS DRAWING IS A CONTROLLED DOCUMENT.

DIN E BRANDBERG 11-NOV-96
 CHK: G. DUBNICZKI 11-NOV-96
 APVD: G. DUBNICZKI 11-NOV-96

STE TE Connectivity

HEADER ASSEMBLY, MOD II, STACKING, DOUBLE ROW, .025 SQ. POST, UNSHROUDED

0 PLC ± -
 1 PLC ± -
 2 PLC ± 0.51(.02)
 3 PLC ± 0.12(.005)
 4 PLC ± 0.012(.0005)
 ANGLES ± -

MATERIAL: SEE TABLE

WEIGHT: -
 CUSTOMER DRAWING

SIZE: A1
 CASE CODE: 00779
 DRAWING NO: 146500
 RESTRICTED TO: -

SCALE: 4:1 SHEET 1 OF 1 REV: A1

RECOMMENDED HOLE LAYOUT

Mouser Electronics

Authorized Distributor

Click to View Pricing, Inventory, Delivery & Lifecycle Information:

[TE Connectivity:](#)

[5-146500-3](#)