

High-Performance EMC/RFI Filter for Drives



- High performance filter for extremely noisy applications
- Significantly improves the reliability and immunity of installations
- Enables compliance with Class B limits even with very long cables

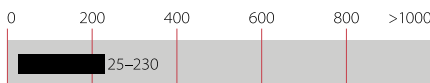


Performance indicators

Attenuation performance



Rated current [A]



Technical specifications

Maximum continuous operating voltage	3x 520/300 VAC (480 VAC +10% possible)
Operating frequency	DC to 60 Hz
Rated currents	25 to 230 A @ 50°C
High potential test voltage	P → E 2750 VDC for 2 sec P → P 2250 VDC for 2 sec
Protection category	IP 20
Overload capability	4x rated current at switch on, 1.5x rated current for 1 minute, once per hour
Temperature range (operation and storage)	-25°C to +100°C (25/100/21)
Flammability corresponding to	UL 94 V-2 or better
Design corresponding to	UL 1283, CSA 22.2 No. 8 1986, IEC/EN 60939
MTBF @ 50°C/400 V (Mil-HB-217F)	>300,000 hours

Approvals



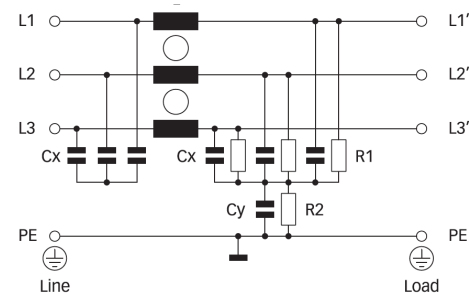
Features and benefits

- High-performance filter for mainly industrial motor drive applications with extremely high noise levels, providing sufficient interference suppression to achieve Class B even with very long motor cables (e.g. machine tools with up to 12 axes with ~10 to 20 m cables each)
- Broadband attenuation performance and exceptional saturating resistance ensure reliable interference suppression
- FN 3120 operated on the mains input of machines or equipment contributes significantly to the reliability and immunity by offering protection against conducted interference phenomena coming from the environment
- Solid, touch-safe terminal blocks offer sufficient contacting cross section according to the EN 60204-1 installation standard, which is very common for industrial equipment like machine tools
- Compact dimensions and light weight design with good accessibility for automatic and hand tools guarantee a simple time and space-saving installation


Typical applications

Mainly industrial equipment, machinery and machine tools such as printing machines, packaging machines, extruders, wood working machines, milling and drilling machines, laser cutting machines, welding machines, robotics, conveyors, assembly lines, pumps, oil production, chemical and mining industry, etc. The filters are ideal for most motor drive applications and particularly for regenerative drives with suitable line reactor or LCL filter.

Typical electrical schematic



Filter selection table

Filter	Rated current	Typical drive	Leakage current**	Power loss	Input/Output	Weight
	@ 50°C (40°C)	power rating*	@ 520 VAC/50 Hz	@ 25°C/50 Hz	connections	
	[A]	[kW]	[mA]	[W]		[kg]
FN 3120 H-25-33	25 (27)	15	10.5	17.1	-33	2.4
FN 3120 H-50-53	50 (54)	30	10.5	17.5	-53	2.7
FN 3120 H-80-35	80 (87)	45	10.5	25.9	-35	5.0
FN 3120 H-110-35	110 (120)	55	10.5	25.4	-35	6.1
FN 3120 H-150-40	150 (164)	75	10.5	40.5	-40	6.3
FN 3120 H-230-40	230 (230)	132	10.5	33.5	-40	13.3

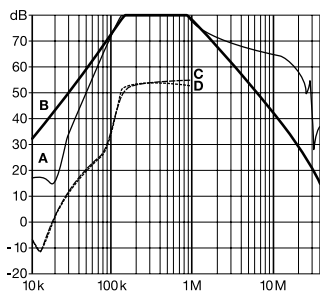
* Calculated at rated current, 480 VAC and cos phi=0.8. The exact value depends upon the efficiency of the drive, the motor and the entire application.

** Standardized calculated leakage current acc. IEC60939 under normal operating conditions.

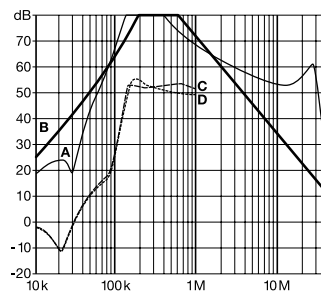
Typical filter attenuation

Per CISPR 17; A=50 Ω/50 Ω sym; B=50 Ω/50 Ω asym; C=0.1 Ω/100 Ω sym; D=100 Ω/0.1 Ω sym

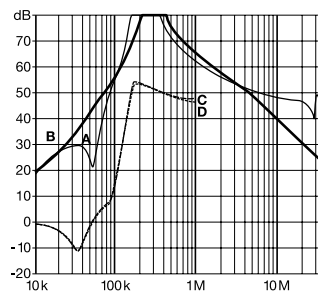
25 A types



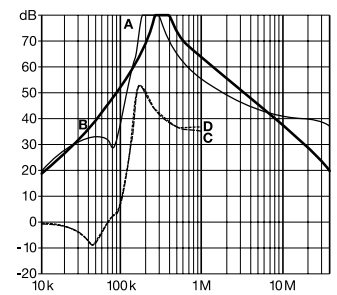
50 to 110 A types



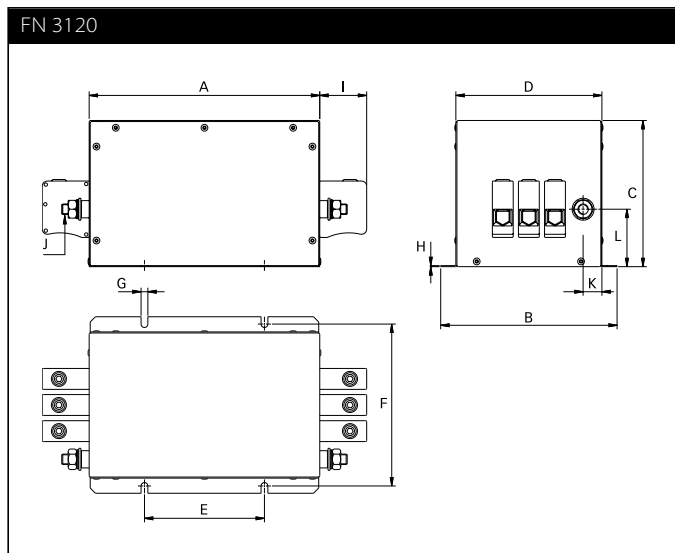
150 A types



230 A types



Mechanical data







Dimensions

	25 A	50 A	80 A	110 A	150 A	230 A
A	214	214	221	221	221	300
B	159	159	169	169	169	168
C	64	64	140	140	140	140
D	129	129	140	140	140	140
E	115	115	115	115	115	165 (82.5/82.5)*
F	145	145	155	155	155	155
G	6.5	6.5	6.5	6.5	6.5	6.5
H	1	1	1	1	1	1
I	25	29.45	45	45	51	51
J	M5	M6	M10	M10	M10	M10
K	21.5	24.5	18	18	13	13
L	26	35	55	55	62	62

* 230 A filters provide 2 additional mounting slots, to do justice to the additional product weight. They are located right in the center of those mounting slots shown in the drawing above (82.5/82.5 → 165 mm).

All dimensions in mm; 1 inch = 25.4 mm
Tolerances according: ISO 2768-m/EN 22768-m

Filter input/output connector cross sections

	-33	-35	-40	-53
				
Solid wire	16 mm ²	50 mm ²	95 mm ²	25 mm ²
Flex wire	10 mm ²	50 mm ²	95 mm ²	16 mm ²
AWG type wire	AWG 6	AWG 1/0	AWG 4/0	AWG 4
Recommended torque	1.5-1.8 Nm	7-8 Nm	17-20 Nm	2.0-2.3 Nm

Please visit www.schaffner.com to find more details on filter connectors.



Headquarters, global innovation and development

Switzerland

Schaffner Group

Nordstrasse 11
4542 Luterbach
T +41 32 681 66 26
info@schaffner.com
www.schaffner.com



Sales and application centers

China

Schaffner EMC Ltd. Shanghai

T20-3 C, No 565 Chuangye Road,
Pudong district
201201 Shanghai
T +86 21 3813 9500
cschina@schaffner.com
www.schaffner.com.cn

Finland

Schaffner Oy

Sauvonrinne 19 H
08500 Lohja
T +358 50 468 7284
finlandsales@schaffner.com

France

Schaffner EMC S.A.S.

16-20 Rue Louis Rameau
95875 Bezons
T +33 1 34 34 30 60
F +33 1 39 47 02 28
francesales@schaffner.com

Germany

Schaffner Deutschland GmbH

Schoemperlenstrasse 12B
76185 Karlsruhe
T +49 721 56910
F +49 721 569110
germanysales@schaffner.com

India

Schaffner India Pvt. Ltd

REGUS WORLD TRADE CENTRE
WTC, 22nd Floor Unit No 2238, Brigade
Gateway Campus, 26/1, Dr. Rajkumar Road
Malleswaram (W)
560055 Bangalore
T +91 80 67935355
indiasales@schaffner.com

Italy

Schaffner EMC S.r.l.

Via Ticino, 30
20900 Monza (MB)
T +39 039 21 41 070
italysales@schaffner.com

Japan

Schaffner EMC K.K.

1-32-12, Kamiyama, Setagaya-ku
7F Mitsui-seimei Sangenjaya Bldg.
154-0011 Tokyo
T +81 3 5712 3650
F +81 3 5712 3651
japansales@schaffner.com
www.schaffner.jp

Singapore

Schaffner EMC Pte Ltd.

#05-09, Kg Ubi Ind. Estate
408705 Singapore
T +65 6377 3283
F +65 6377 3281
singaporesales@schaffner.com

Spain

Schaffner EMC España

Calle Caléndula 93, Miniparc III, Edificio E
El Soto de Moraleja, Alcobendas
28109 Madrid
T +34 917 912 900
F +34 917 912 901
spainsales@schaffner.com

Sweden

Schaffner EMC AB

Tegeluddsvägen 76, 2tr
115 28 Stockholm
T +46 8 5050 2425
swedensales@schaffner.com
www.schaffner.com

Switzerland

Schaffner EMV AG

Nordstrasse 11
4542 Luterbach
T +41 32 681 66 26
switzerlandsales@schaffner.com

Taiwan R.O.C.

Schaffner EMV Ltd.

20 Floor-2, No 97, Section 1, XinTai 5th Road
22175 XiZhi District New Taipei City 22175
T +886 2 2697 5500
F +886 2 2697 5533
taiwansales@schaffner.com
www.schaffner.com.tw

Thailand

Schaffner EMC Co. Ltd.

Northern Region Industrial Estate
67 Moo 4 Tambon Ban Klang
Amphur Muangng P.O. Box 14
51000 Lamphun
T +66 53 58 11 04
F +66 53 58 10 19
thailandsales@schaffner.com

United Kingdom

Schaffner Ltd.

5 Ashville Way, Molly Millars Lane
Wokingham
RG41 2PL Berkshire
T +44 118 9770070
F +44 118 9792969
uksales@schaffner.com

USA

Schaffner EMC Inc.

52 Mayfield Avenue
08837 Edison, New Jersey
T +1 800 367 5566
T +1 732 225 9533
F +1 732 225 4789
usasales@schaffner.com
www.schaffnerusa.com

Schaffner North America

6722 Thirlane Road
24019 Roanoke, Virginia
T +1 276 228 7943
F +1 276 228 7953

Schaffner North America

823 Fairview Road
24382 Wytheville, Virginia
T +1 276 228 7943
F +1 276 228 7258

To find your local partner within Schaffner's global network: www.schaffner.com

© 2018 Schaffner Group

The content of this document has been carefully checked and understood. However, neither Schaffner nor its subsidiaries assume any liability whatsoever for any errors or inaccuracies of this document and the consequences thereof. Published specifications are subject to change without notice. Product suitability for any area of application must ultimately be determined by the customer. In all cases, products must never be operated outside their published specifications. Schaffner does not guarantee the availability of all published products. This disclaimer shall be governed by substantive Swiss law and resulting disputes shall be settled by the courts at the place of business of Schaffner Holding AG. Latest publications and a complete disclaimer can be downloaded from the Schaffner website. All trademarks recognized.