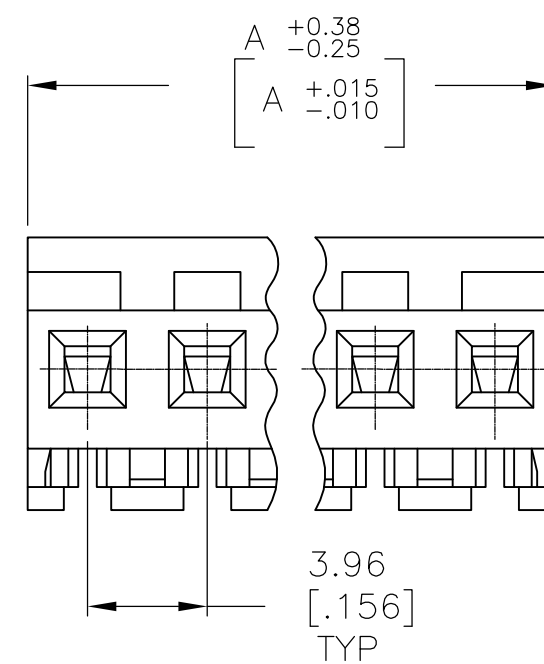
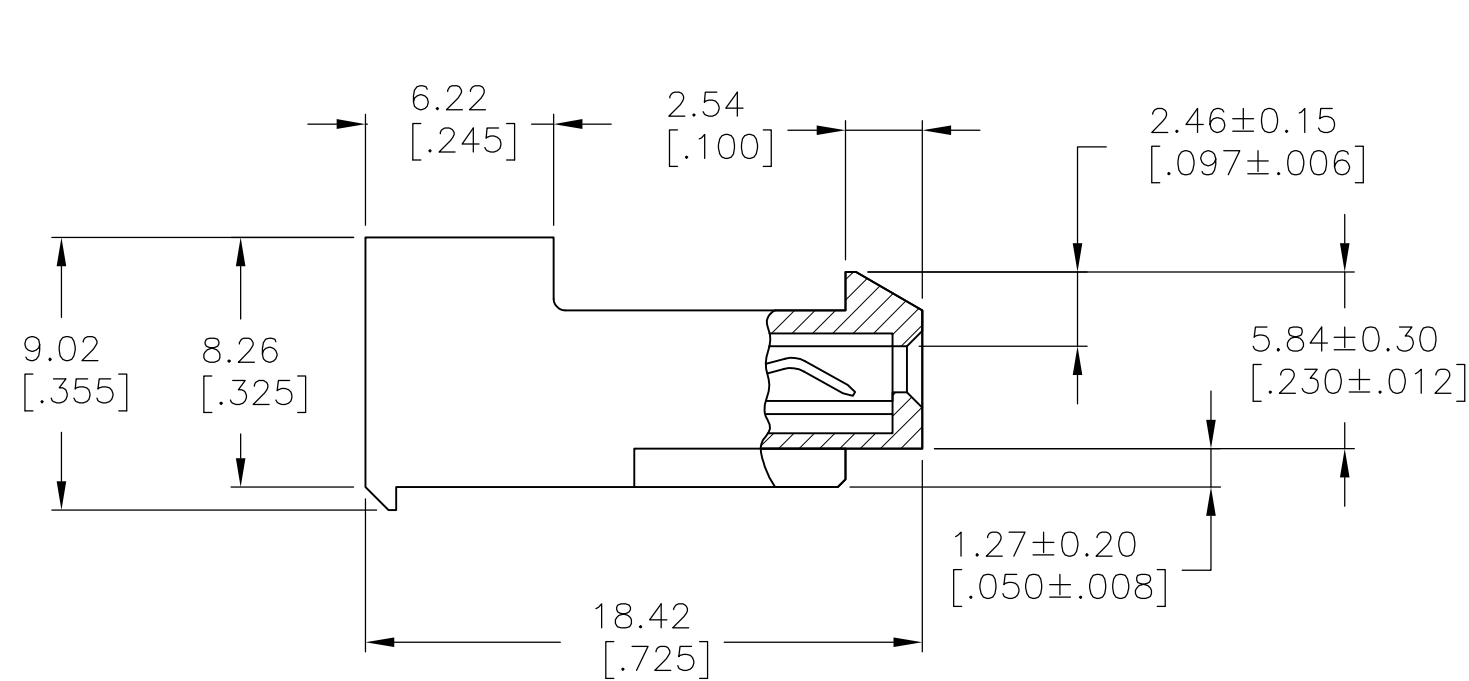
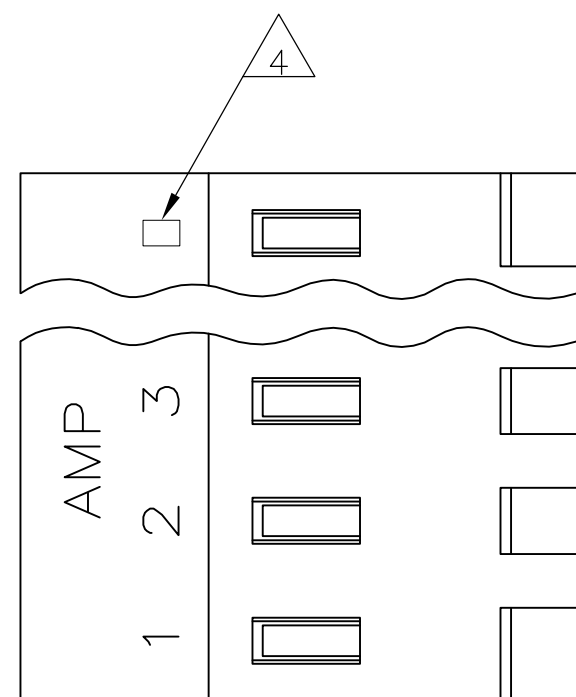


THIS DRAWING IS UNPUBLISHED. RELEASED FOR PUBLICATION  
 © COPYRIGHT - By - TE CONNECTIVITY ALL RIGHTS RESERVED.

LOC	DIST	REVISIONS			
P	LTR	DESCRIPTION	DATE	DWN	APVD
CM	00	S2	REVISED PER ECR-15-006702	28JUL2015	NK PQ



95.10[3.744]	24	5-640428-4
91.13[3.588]	23	5-640428-3
87.17[3.432]	22	5-640428-2
83.21[3.276]	21	5-640428-1
79.25[3.120]	20	5-640428-0
75.29[2.964]	19	4-640428-9
71.32[2.808]	18	4-640428-8
67.36[2.652]	17	4-640428-7
63.40[2.496]	16	4-640428-6
59.44[2.340]	15	4-640428-5
55.47[2.184]	14	4-640428-4
51.51[2.028]	13	4-640428-3
47.55[1.872]	12	4-640428-2
43.59[1.716]	11	4-640428-1
39.62[1.560]	10	4-640428-0
35.66[1.404]	9	3-640428-9
31.70[1.248]	8	3-640428-8
27.74[1.092]	7	3-640428-7
23.77[.936]	6	3-640428-6
19.81[.780]	5	3-640428-5
15.85[.624]	4	3-640428-4
11.89[.468]	3	3-640428-3
7.92[.312]	2	3-640428-2
95.10[3.744]	24	2-640428-4
91.13[3.588]	23	2-640428-3
87.17[3.432]	22	2-640428-2
83.21[3.276]	21	2-640428-1
79.25[3.120]	20	1-640428-0
75.29[2.964]	19	1-640428-9
71.32[2.808]	18	1-640428-8
67.36[2.652]	17	1-640428-7
63.40[2.496]	16	1-640428-6
59.44[2.340]	15	1-640428-5
55.47[2.184]	14	1-640428-4
51.51[2.028]	13	1-640428-3
47.55[1.872]	12	1-640428-2
43.59[1.716]	11	1-640428-1
39.62[1.560]	10	1-640428-0
35.66[1.404]	9	640428-9
31.70[1.248]	8	640428-8
27.74[1.092]	7	640428-7
23.77[.936]	6	640428-6
19.81[.780]	5	640428-5
15.85[.624]	4	640428-4
11.89[.468]	3	640428-3
7.92[.312]	2	640428-2
DIM A	NO. OF CIRCUITS	PART NO.

7 SUPERCEDED BY 5-640428-3  
 7 SUPERCEDED BY 5-640428-1  
 7 SUPERCEDED BY 4-640428-9

OBsolete

1 MATERIAL: CONNECTOR - NYLON UL94-V2 (RED).  
 CONTACTS - 0.30[.012] THICK COPPER ALLOY  
 (BRIGHT TIN-LEAD 0.00203[.000080] MIN. THICK  
 FOR CONTACTS 640428-2 THRU 2-640428-4).  
 (MATTE WHISKER MITIGATED TIN 0.00203[.000080]  
 MIN. THICKNESS OVER NICKEL UNDERPLATE FOR  
 3-640428-2 THRU 5-640428-4).

2 CONTACTS ACCEPT 22 AWG WIRE WITH 2.41[.095] MAX  
 INSULATION DIAMETER.

3 CONTACTS MUST ACCEPT 1.14±0.03[.045]  
 POST AND REMAIN LOCKED IN POSITION.

4 IDENTIFICATION NUMBER FOR LAST CIRCUIT MAY  
 NOT APPEAR ON ALL ASSEMBLIES.

5 DIMENSIONS IN BRACKETS ARE IN INCHES.

6 HOUSING FEATURES ARE: CLOSED END WITH LOCKING  
 RAMP.

7 OBSOLETE PARTS: OBSOLETE CIS STREAMLINING PER D.RENAUD/D.SINISI

THIS DRAWING IS A CONTROLLED DOCUMENT.		DWN K. WHITAKER 12SEP2005		
DIMENSIONS: mm [INCHES]		CHK D. BOSSI 12SEP2005		
TOLERANCES UNLESS OTHERWISE SPECIFIED:		APVD D. BOSSI 12SEP2005	NAME MTA 156 CUSTOMER ASSEMBLY, 22 AWG STANDARD	
0 PLC ± -		PRODUCT SPEC	SIZE A2	
1 PLC ± -		APPLICATION SPEC	CAGE CODE 00779	
2 PLC ± -		FINISH	DRAWING NO 640428	
3 PLC ± 0.13 [.005]			RESTRICTED TO	
4 PLC ± -			SCALE 4:1	
4 ANGLES ± 0°30'			SHEET 1 of 1	
MATERIAL		WEIGHT	REV S2	
- 1			CUSTOMER DRAWING	

# Mouser Electronics

Authorized Distributor

Click to View Pricing, Inventory, Delivery & Lifecycle Information:

[TE Connectivity:](#)

[640428-8](#)