

# SR-5H

## 300 V Subminiature time delay fuses



### Product features

- Radial leaded time-delay thru-hole fuse
- Designed to IEC 60127-3, Sheet 4
- Ideal for electronic lighting ballasts
- cURus Recognized at 300V/100A
- Internationally accepted for primary and secondary overcurrent protection
- Place directly into PCB or plug into BK/PCS holder
- High inrush withstand capability
- Compatible with leaded and lead-free reflow and wave solder
- Plastic base/cap, UL 94V0

### 3YWLK [ XaL Sf[a`

- cURus: File E19180 JDYX2, JDYX8
- KC: SU05011-9005 1A~2.5A, SU05011-9006A 3.15A~5A
- PSE+JET: JET1641-31007-1006 1~5A, JET1641-31007-1007 6.3A
- CCC: 2009010207369246 1~4A
- CQC: CQC09012036744 5A
- SEMKO: 1023114 1A~5A
- VDE: File 40020842
- VDE Acceptance: File 40020843
- VDE: File122052, 40020046

### Environmental data

- Solderability: EIA-186-9E Method 9
- High Frequency Vibration: MIL-STD-202F, Method 201A
- Operating Temperature: -40°C to +125°C
- Soldering Heat Resistance: 260°C, 10S (IEC 60068-2-20)

### Ordering information

- Specify product and packaging code (i.e., SR-5H-1A-BK2)

Electrical Characteristics								
Rated Current	1.5 I <sub>n</sub>	2.1 I <sub>n</sub>	2.75 I <sub>n</sub>		4 I <sub>n</sub>		10 I <sub>n</sub>	
	min	max	min	max	min	max	min	max
400mA-5A	60 min	2 min	400 ms	10 sec	150 ms	3 sec	20 ms	150 ms

Specifications										
Part Number	Voltage Rating (Vac)*	Interrupting Rating (amps)@ Rated Voltage	Typical DC Cold Resistance (Ω)	Typical Melting I <sub>t</sub>	Voltage Drop (mV) @ 20°C Rated Current	Agency Information				
						VDE	SEMKO	cURus*	CCC	KC-Mark
SR-5H-400mA	300	100	0.285	0.771618	127			X		
SR-5H-500mA	300	100	0.24	2	143			X		
SR-5H-630mA	300	100	0.162	3.5	120			X		
SR-5H-800mA	300	100	0.113	6.5	107			X		
SR-5H-1A	300	100	0.081	7.5	93	X	X	X	X	X
SR-5H-1.25A	300	100	0.06	13	88	X	X	X	X	X
SR-5H-1.6A	300	100	0.043	24	85	X	X	X	X	X
SR-5H-2A	300	100	0.031	30	74	X	X	X	X	X
SR-5H-2.5A	300	100	0.025	45	75	X	X	X	X	X
SR-5H-3.15A	300	100	0.018	57	73	X	X	X	X	X
SR-5H-4A	300	100	0.013	80	65	X	X	X	X	X
SR-5H-5A	300	100	0.007	115	45	X**	X	X	X***	X

\* cURus: 400mA - 5A @ 300Vac/100A; PSE: 1 - 5A @ 300Vac/100A

† Voltage rating 250Vac

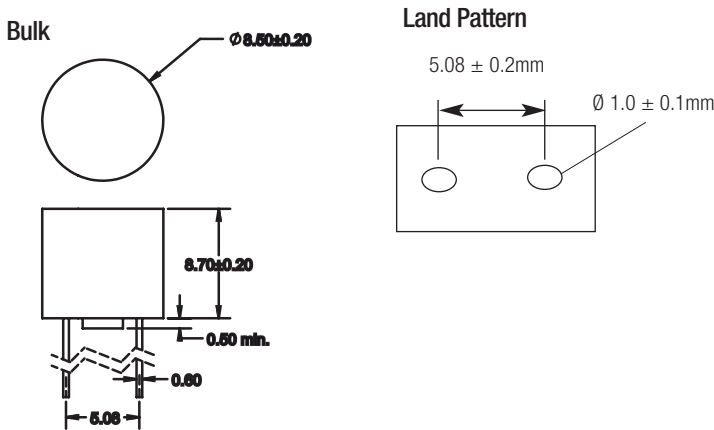
\*\* Acceptance

\*\*\* CQC

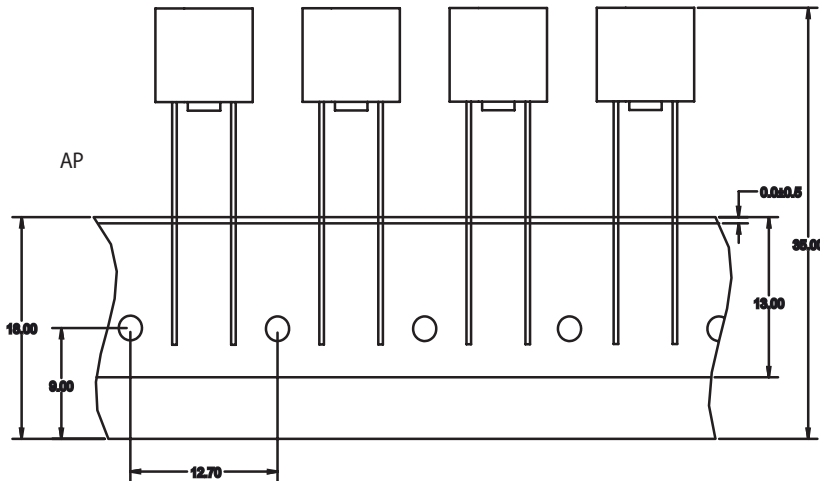


Powering Business Worldwide

Dimensions / Packaging Information – mm [in]

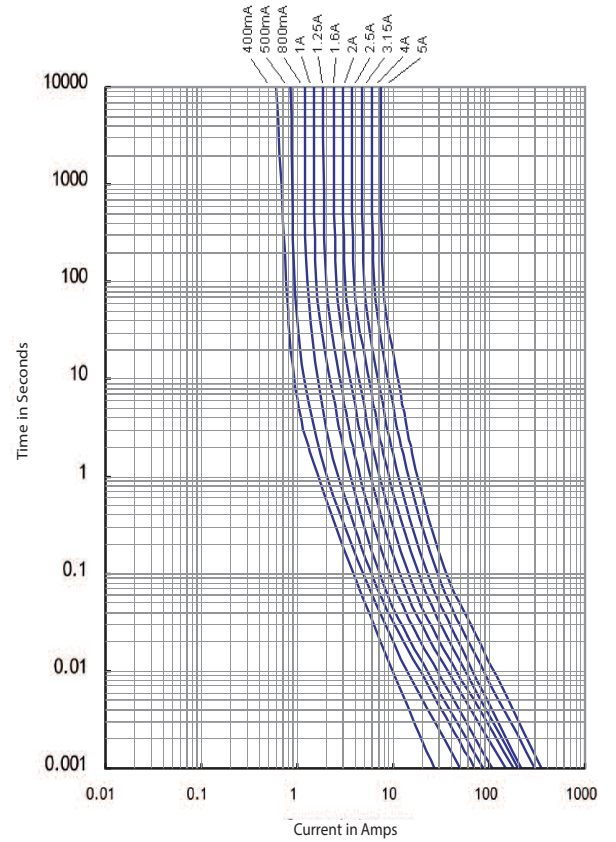


Dimensions / Packaging Information – mm [in]



Packaging Suffix	
Packaging Code	Description
-BK	200 fuses in polybag, Lead L=4.3±0.3
-BK2	200 fuses in polybag, Lead L=21±3.0
-AP	1000 fuses, ammo-pack, pitch=12.7

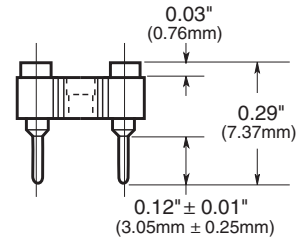
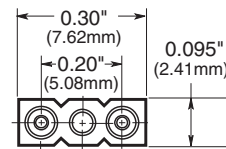
Time-Current Curves



PCS Mounting Socket (RoHS compliant)

- Available as option. Specify catalog number BK/PCS (in bulk 100 per bag)

(PC )



Life Support Policy: Eaton does not authorize the use of any of its products for use in life support devices or systems without the express written approval of an officer of the Company. Life support systems are devices which support or sustain life, and whose failure to perform, when properly used in accordance with instructions for use provided in the labeling, can be reasonably expected to result in significant injury to the user.

Eaton reserves the right, without notice, to change design or construction of any products and to discontinue or limit distribution of any products. Eaton also reserves the right to change or update, without notice, any technical information contained in this bulletin.

**Eaton**  
Electronics Division  
1000 Eaton Boulevard  
Cleveland, OH 44122  
United States  
www.eaton.com/electronics

© 2017 Eaton  
All Rights Reserved  
Printed in USA  
Publication No. 4360 BU-SB11805  
June 2017

# Mouser Electronics

Authorized Distributor

Click to View Pricing, Inventory, Delivery & Lifecycle Information:

## Eaton:

[SR-5H-1A-APH](#) [SR-5H-2A-APH](#) [SR-5H-400MA-APH](#) [SR-5H-4A-APH](#) [SR-5H-500MA-APH](#) [SR-5H-5A-APH](#) [SR-5H-630MA-APH](#) [SR-5H-800MA-APH](#) [SR-5H-1-25A-AP](#) [SR-5H-1-25A-APH](#) [SR-5H-1-25A-BK](#) [SR-5H-1-6A-AP](#) [SR-5H-1-6A-APH](#) [SR-5H-1-6A-BK](#) [SR-5H-2-5A-AP](#) [SR-5H-2-5A-APH](#) [SR-5H-2-5A-BK](#) [SR-5H-3-15A-AP](#) [SR-5H-3-15A-APH](#) [SR-5H-3-15A-BK](#) [SR-5H-6-3A-AP](#) [SR-5H-6-3A-APH](#) [SR-5H-6-3A-BK](#) [SR-5H-1A-AP](#) [SR-5H-1A-BK](#) [SR-5H-2A-AP](#) [SR-5H-2A-BK](#) [SR-5H-4A-AP](#) [SR-5H-4A-BK](#) [SR-5H-5A-AP](#) [SR-5H-5A-BK](#) [SR-5H-1.25A-AP](#) [SR-5H-1.25A-BK](#) [SR-5H-1.6A-AP](#) [SR-5H-1.6A-BK](#) [SR-5H-2.5A-AP](#) [SR-5H-2.5A-BK](#) [SR-5H-3.15A-AP](#) [SR-5H-3.15A-BK](#) [SR-5H-6.3A-AP](#) [SR-5H-6.3A-BK](#) [SR-5H-1.25A-APH](#) [SR-5H-1.6A-APH](#) [SR-5H-2.5A-APH](#) [SR-5H-3.15A-APH](#) [SR-5H-6.3A-APH](#)