




(2.00 mm) .0787"

**TMM SERIES**

# LOW-PROFILE SMT HEADER

## SPECIFICATIONS

For complete specifications and recommended PCB layouts see [www.samtec.com?TMM](http://www.samtec.com?TMM)

### Insulator Material:

Black Liquid Crystal Polymer

### Terminal Material:

Phosphor Bronze

### Plating:

Sn or Au over

50 μm (1.27 μm) Ni

### Current Rating:

3.2 A per pin

(2 pins powered)

### Operating Temp Range:

-55 °C to +105 °C with Tin;

-55 °C to +125 °C with Gold

### Voltage Rating:

281 VAC mated with SQW;

250 VAC mated with SQT

### RoHS Compliant:

Yes

## Board Mates:

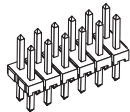
CLT, SQT, SQW, ESQT,  
TLE, SMM, MMS

## Cable Mates:

TCSD

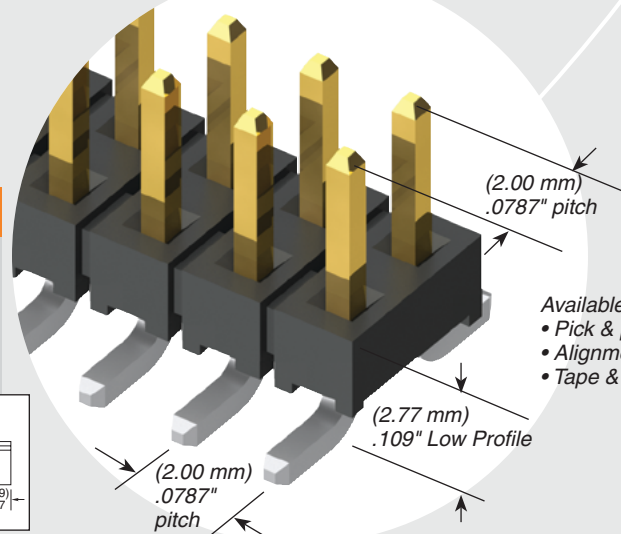
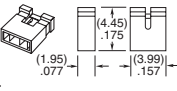
## OTHER SOLUTIONS

### Through-hole



### 2 mm Shunt

Specify  
**2SN-BK-G**  
for 2 mm  
shunt with  
Gold plating.



Available with optional  
• Pick & place pads  
• Alignment pins  
• Tape & reel packaging

## PROCESSING

### Lead-Free Solderable:

Yes

### SMT Lead Coplanarity:

(0.15 mm) .006" max\*  
\*(.004" stencil solution  
may be available; contact  
IPG@samtec.com)

## RECOGNITIONS

For complete scope  
of recognitions see  
[www.samtec.com/quality](http://www.samtec.com/quality)



FILE NO. E111594

## ALSO AVAILABLE (MOQ Required)

- Other platings

TMM	1	NO. PINS PER ROW	LEAD STYLE	PLATING OPTION	ROW OPTION	SM	OTHER OPTION
02 thru 40			Specify LEAD STYLE from chart below.	<b>-F</b> = Gold flash on post, Matte Tin on tail  <b>-L</b> = 10 μm (0.25 μm) Gold on post, Matte Tin on tail  <b>-S</b> = 30 μm (0.76 μm) Gold on post, Matte Tin on tail  <b>-T</b> = Matte Tin	<b>-S</b> = Single Row  <b>-D</b> = Double Row	<b>-A</b> = Alignment Pin (Metal or plastic at Samtec's discretion) (5 positions minimum) (-D only)  <b>-“XXX”</b> = Polarized Position (Specify position of omitted pin)  <b>-P</b> = Pick & Place Pad (3 positions minimum)  <b>-TR</b> = Tape & Reel Packaging (3 thru 36 positions only)	

LEAD STYLE	A	MATES WITH
-01	(3.20) .126	SQT, SQW, ESQT, TLE, SMM, MMS, TCSD
-04	(1.91) .075	CLT
-05	(1.65) .065	
-06	(4.27) .168	CLT-BE

Due to technical progress, all designs, specifications and components are subject to change without notice.

[WWW.SAMTEC.COM](http://WWW.SAMTEC.COM)

All parts within this catalog are built to Samtec's specifications.

Customer specific requirements must be approved by Samtec and identified in a Samtec customer-specific drawing to apply.

**Note:**  
Some lengths, styles and options are non-standard, non-returnable.

# Mouser Electronics

Authorized Distributor

Click to View Pricing, Inventory, Delivery & Lifecycle Information:

[Samtec:](#)

[TMM-103-03-TM-D](#)