VIEW	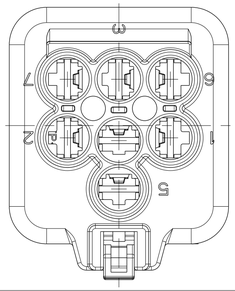	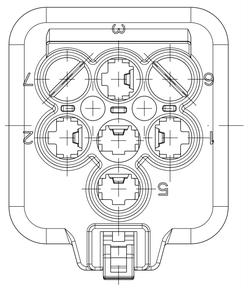	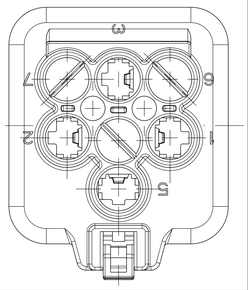
MVL P/N	6 043 01 31	6 043 01 41	6 043 01 21
DELPHI P/N	10847651	10864040	33500260
WAY	7-WAY / 7-polig	5-WAY / 5-polig	4-WAY / 4-polig

NOTES / Bemerkungen:

1	IDENTIFICATION OF MATERIAL ACC. TO VDA 260 Materialkennzeichnung nach VDA 260
2	DATE CODE Datumskode
3	MOULD MARK, FOR EXAMPLE 1,2,3... Nestmarkierung, Beispiel 1,2,3...
4	TERMINAL INDENTIFICATION Kammer - Nummerierung
5	ONLY THE GERMAN LANGUAGE SHALL BE BINDING Nur der deutsche Text ist bindend
6	SHOWN IS VERSION 60430131 / 10847651 Dargestellt ist Version 60430131 / 10847651

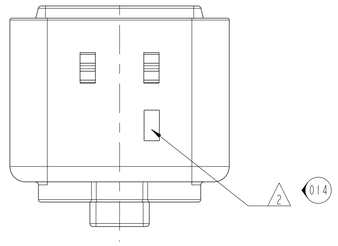

SECTION B-B
Schnitt B-B

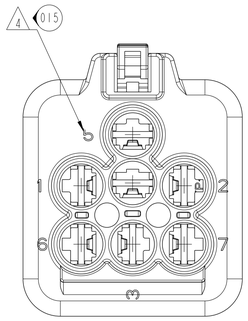

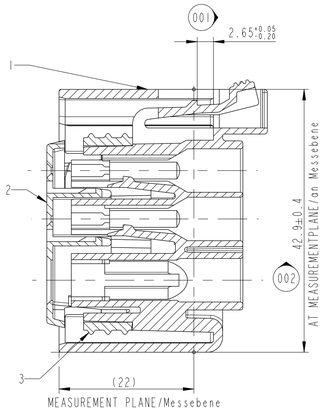

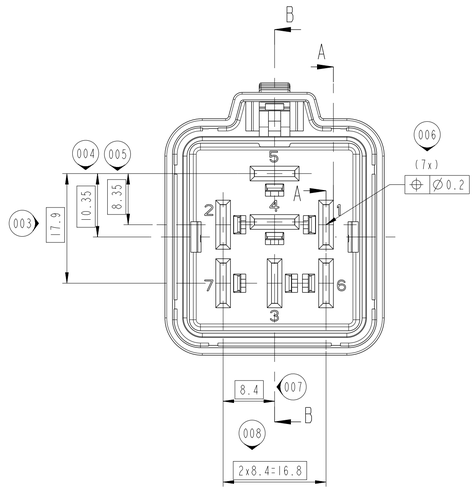

SECTION A-A
Schnitt A-A

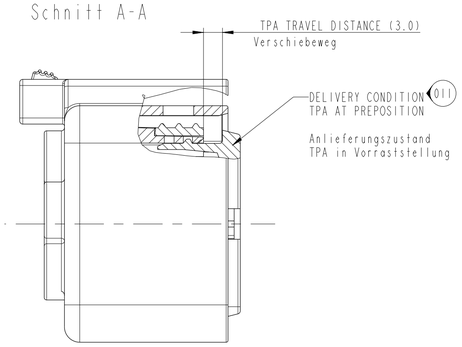

3D Ansicht / 3D VIEW
M 1:1

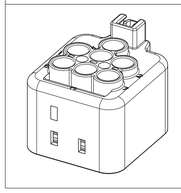

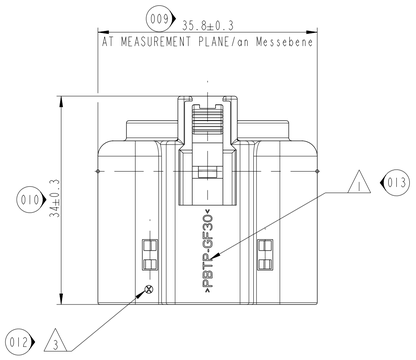

NEUTRAL VERSION

6 043 05 01	D	33510838	01	5 WAY FEMALE CONNECTOR	3	8 040 04 80	I	SEAL Dichtung	-	SILICON	RED rot
					2	8 001 05 65	I	TPA Sekundaerverriegelung	-	PBT	BLUE blau
					I	8 004 37 81	I	HOUSING, 5 WAY Gehaeuse 5 pol.	6 u.7	PBT-GF30	BLACK schwarz
6 043 01 31	A	10847651	01	7 WAY FEMALE CONNECTOR	3	8 040 04 80	I	SEAL Dichtung	-	SILICON	RED rot
					2	8 001 05 65	I	TPA Sekundaerverriegelung	-	PBT	BLUE blau
					I	8 004 47 81	I	HOUSING, 7 WAY Gehaeuse 7 pol.	-	PBT-GF30	BLACK schwarz
6 043 01 41	A	10864040	01	5 WAY FEMALE CONNECTOR	3	8 040 04 80	I	SEAL Dichtung	-	SILICON	RED rot
					2	8 001 05 65	I	TPA Sekundaerverriegelung	-	PBT	BLUE blau
					I	8 004 47 71	I	HOUSING, 5 WAY Gehaeuse 5 pol.	6 u.7	PBT-GF30	BLACK schwarz
6 043 01 21	A	33500260	01	4 WAY FEMALE CONNECTOR	3	8 040 04 80	I	SEAL Dichtung	-	SILICON	RED rot
					2	8 001 05 65	I	TPA Sekundaerverriegelung	-	PBT	BLUE blau
					I	8 004 47 61	I	HOUSING, 4 WAY Gehaeuse 4 pol.	4,6 u.7	PBT-GF30	BLACK schwarz
PART-NO. Teile-Nr.	REV. INDEX	PART-NO. Teile-Nr.	REV. INDEX	ASSEMBLY NAME Baugruppe-Benennung	ITEM Position	SINGLE-PART-NO. Einzelteil-Nr.	QUNTITY Menge	NAME Benennung	BLIND CAVITIES Blindkammern	MATERIAL Material	COLOUR Farbe
MVL		DELPHI									

DCSI 6.3mm FEMALE TERM.	6 004 00 51	10748126	4.00	CONTACT BODY / Grundkoerper CuCrSi Ti (K75) SURFACE / Oberflaeche: Sn 1-4 µm CANTILEVER SPRING / Ueberfeder X10 CrNi 18 8	6 099 26 06	12186636	3.10-5.50	WHITE weiss
	6 004 00 41	15340695	1.50-2.50		6 099 26 04	15443869	2.20-3.20	YELLOW gelb
	6 004 00 31	12186637	0.50-0.75-1.00		6 099 26 07	12186638	1.40-2.30	GREEN gruen
BLIND PLUG Blindstopfen	-	-	-	-	6 099 26 02	15448883	-	BROWN braun
DESCRIPTION Benennung	MVL PART-NO. MVL Teilenr.	DELPHI PART-NO. DELPHI Teilenr.	WIRE CROSS SECTION (mm^2) Leitungsquerschnitt(mm^2)	MATERIAL / SURFACE Werkstoff / Oberflaeche	MVL PART-NO. MVL Teilenr.	DELPHI PART-NO. DELPHI Teilenr.	FOR INSULATION ∅(mm) fuer Isolations ∅(mm)	COLOR Farbe
SUITABLE TERMINALS Geeignete Kontakte					SUITABLE SINGLE WIRE SEAL Geeignete Einzeladerdichtungen			

13-00544	FH-15-16 AD 9-16	NEW VIEW ADDED REDRAWN IN DELPHI TITLE BLOCK, SEE REV. "C" FOR PREVIOUS CHANGES BOM TABLE MODIFIED AND DELPHI P/N	
ECN-NO. ECN-NUMMER	POSITION POSITION	CHANGE DESCRIPTION ANDERUNGSBESCHREIBUNG	

PRODUCT SPEC. / PRODUKT-SPEZ.: 9 901 21 40
PACKAGING SPEC. / VERPACKUNGS-SPEZ.:
APPLICATION SPEC. / ANWENDUNGS-SPEZ.: 9 902 14 40

COPYRIGHT DELPHI CORPORATION AND/OR ITS AFFILIATES. ALL RIGHTS RESERVED. REVISED
THIS DRAWING IS THE PROPERTY OF DELPHI CORPORATION AND CONTAINS DELPHI CONFIDENTIAL INFORMATION. THE REPRODUCTION, DISTRIBUTION AND UTILIZATION OF THIS DOCUMENT OR ITS RELATED CAD MATER DATA, AS WELL AS COMMUNICATION OF ANY CONTENT TO OTHERS, WITHOUT EXPRESS AUTHORIZATION, IS PROHIBITED.
DIESE ZEICHNUNG IST EIGENTUM DER FIRMA DELPHI UND ENTHÄLT DELPHI VERTRAULICHE INFORMATION. DIE WIEDERGABE, VERTEILUNG UND NUTZUNG DIESES DOKUMENTES SOWIE DEREN ANDERWEITIGE CAD DATEN, SOWIE AUCH ALS KOMMUNIKATION DEN BEZOGENEN INHALT ZU ANDEREN, IST OHNE AUSDRÜCKLICHE ERLAUBNIS DURCH DELPHI CORPORATION UNTERSAGT.

TOLERANCES / TOLERANZEN: DIN 16901-130 / DIN ISO 1101
MATERIAL / MATERIAL: SEE TABLE / siehe tabelle
SURFACE FINISH / OBERFLÄCHE: -
COUNTERPART No. / GEGENSTUECK-Nr.: PCC0597325
COLOUR / FARBE: SEE TABLE
DO NOT MEASURE DRAWING / ZEICHNUNG NICHT VERMESSEN
TOOL NO. / WERKZEUG-Nr.: -
ECO Loc. Code / STANDORT CODE: GN

DELPHI
DELPHI PACKARD ELECTRICAL/ELECTRONIC ARCHITECTURE
WUPPERTAL, GERMANY
ISO PROJECTION / ISO PROJEKTION
DIMENSION IN MILLIMETERS / BEMASSUNG IN MILLIMETER
DWG SIZE / FORMAT: A1
CAD SYSTEM: pro / eng.

	DATE / DATUM	NAME / NAME
CREATED BY / ERSTELLT	2004-01-12	WEL
MODIFIED BY / GEÄNDERT	2013/05/14	Sebastin ANUP
CHECKED BY / GEPRÜFT	2013/05/21	M WELTHER
APPROVED BY / GENEHMIGT	2013/05/21	Olaf HOERNLEIN

FILE NAME: 60430121C
DOK.-NAME:

TITLE / BENENNUNG: 4-5-7W FEMALE CONNECTOR
PROJECT / PROJEKT: 4-5-7W SEALED FEMALE CONNECTOR
ESR NO. / ESR-NUMMER:
PART NO. / KATALOG-Nr.:
DOCUMENT UNDER PDS CONTROL / DOKUMENT IST IM PDS VERWALTET
NO MODIFICATION ALLOWED OUTSIDE / ÄNDERUNG AUSSERHALB NICHT ERLAUBT

DRAWING NUMBER / ZEICHN.-NUMMER: 60430121C
REV. / INDEX: D
STATE / STATUS: SERIAL RELEASED
PART NUMBER / TEILENUMMER: See Table
REV. / INDEX: -
APPROVAL LEVEL / FREIGABESTUFE: A
SHEET / BLATT: 1 of 1 von 1
SCALE / M.: 2:1

Mouser Electronics

Authorized Distributor

Click to View Pricing, Inventory, Delivery & Lifecycle Information:

Aptiv:
60430121