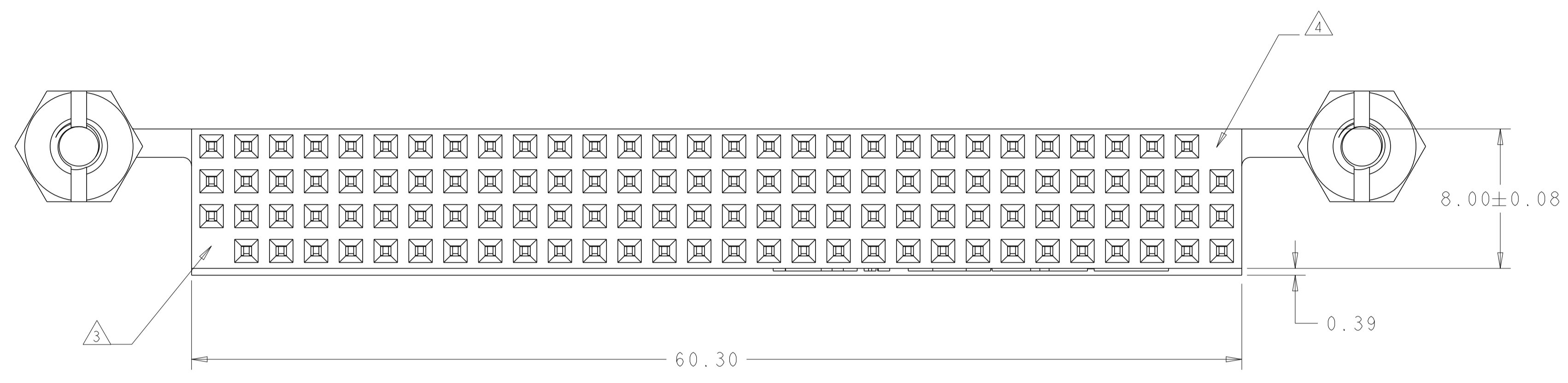
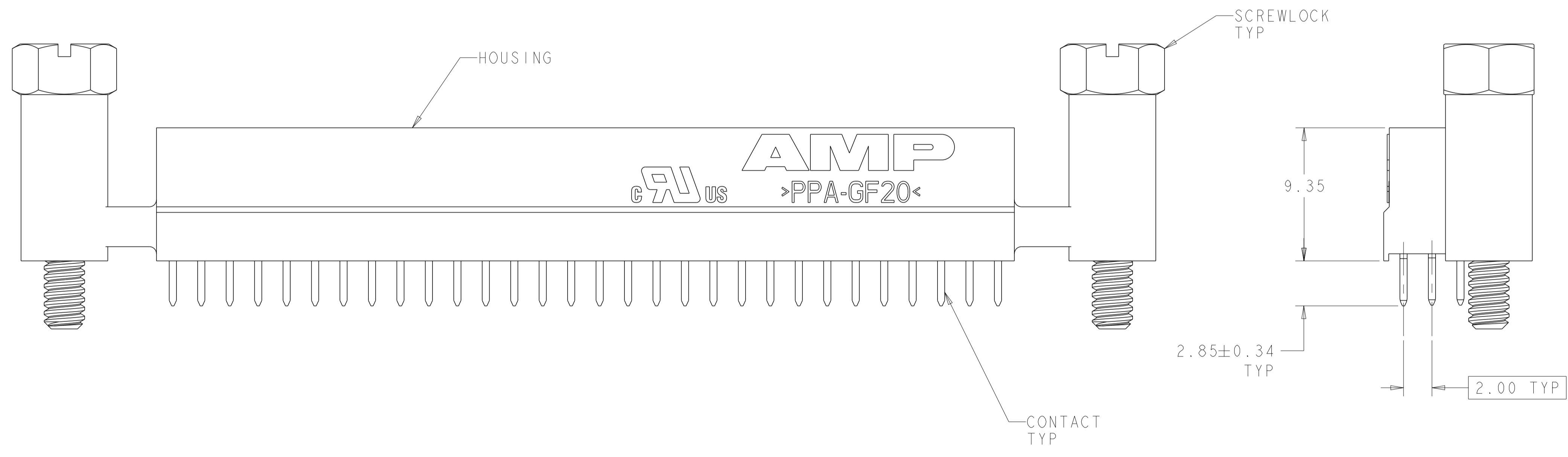


REVISIONS				
P	LTN	DESCRIPTION	DATE	APVD
D2		REVISED PER ECO-16-002589	25FEB2016	NK JO
E		REVISED PER ECO-18-012301	06AUG2018	RS JO



- ① HOUSING: HIGH TEMPERATURE, GLASS FILLED NYLON, COLOR: BLACK.
CONTACTS: PHOSPHOR BRONZE.
SCREWLOCKS: STEEL.
- ② CONTACTS: 0.000381 MIN GOLD ON MATING RECEPTACLE END, 0.00254 BRIGHT TIN-LEAD ON REMAINDER, ALL OVER 0.001270 NICKEL.
SCREWLOCKS: CLEAR CHROMATE OVER ZINC.
- ③ NO CONTACT IN THIS POSITION FOR PART NUMBER 1375965-2 & -5 ONLY.
- ④ NO CONTACT IN THIS POSITION FOR PART NUMBER 1375965-3 & -6 ONLY.
- ⑤ CONTACTS: 0.000381 MIN GOLD ON MATING RECEPTACLE END, 0.00254-0.00508 MATTE TIN ON REMAINDER, ALL OVER 0.001270 NICKEL.
SCREWLOCKS: CLEAR CHROMATE OVER ZINC.
- ⑥ ROHS 2002/95/EC COMPLIANT PART TO BE USED WITH ROHS 2002/95/EC COMPLIANT PCB'S.



⑥	⑤	YES ④	1375965-6
⑥	⑤	YES ③	1375965-5
⑥	⑤	NO	1375965-4
	②	YES ④	1375965-3
	②	YES ③	1375965-2
	②	NO	1375965-1
	FINISH	KEYED CIRCUITS	PART NO

THIS DRAWING IS A CONTROLLED DOCUMENT. DWG: W.G. LENKER 20JUN2000
 CHK: L. BREKOSKY 15JAN2001



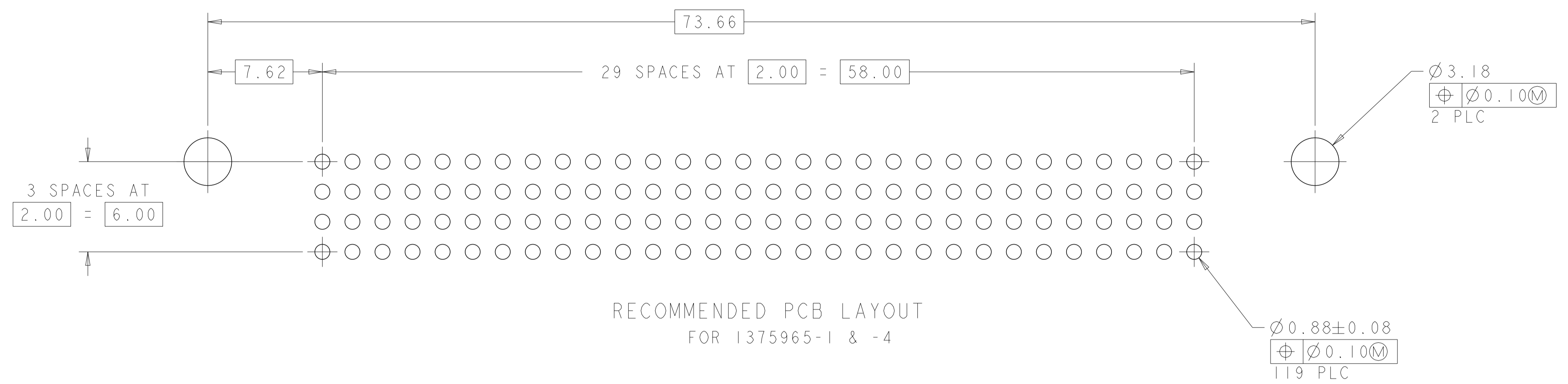
STE TE Connectivity

ASSEMBLY, PC/104-PLUS, NON-STACKTHROUGH CONTACTS, 2 STANDOFFS, SOLDER

114-13021 A100779C=1375965

CUSTOMER DRAWING SCALE 5:1 SHEET 1 OF 2 REV E

REVISIONS				
P.	LTN.	DESCRIPTION	DATE	APVD.
-	-	SEE SHEET 1	-	-



THIS DRAWING IS A CONTROLLED DOCUMENT.		DWN W.G. LENKER 20JUN2000	TE Connectivity
DIMENSIONS: mm		CHK L. BREKOSKY 15JAN2001	
		TOLERANCES UNLESS OTHERWISE SPECIFIED:	NAME ASSEMBLY, PC/104-PLUS, NON-STACKTHROUGH CONTACTS, 2 STANDOFFS, SOLDER
0 PLC ± 1 PLC ± 2 PLC ±0.13 3 PLC ± 4 PLC ± ANGLES ± FINISH ±		APVD	PRODUCT SPEC 108-1956
MATERIAL		114-13021	APPLICATION SPEC
		WEIGHT	SIZE A100779C=1375965
		CUSTOMER DRAWING	RESTRICTED TO
		SCALE 5:1	SHEET 2 OF 2
			REV E

Mouser Electronics

Authorized Distributor

Click to View Pricing, Inventory, Delivery & Lifecycle Information:

[TE Connectivity:](#)

[1375965-4](#)