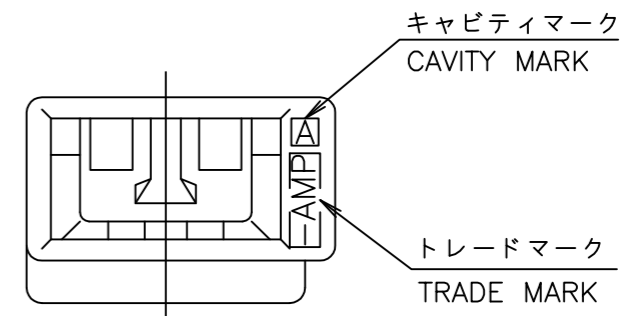
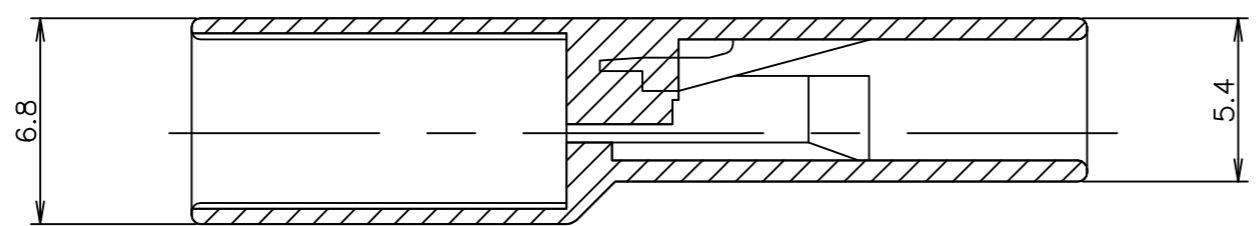
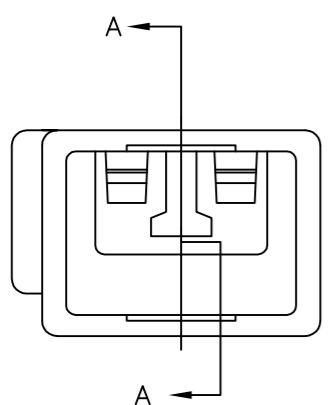
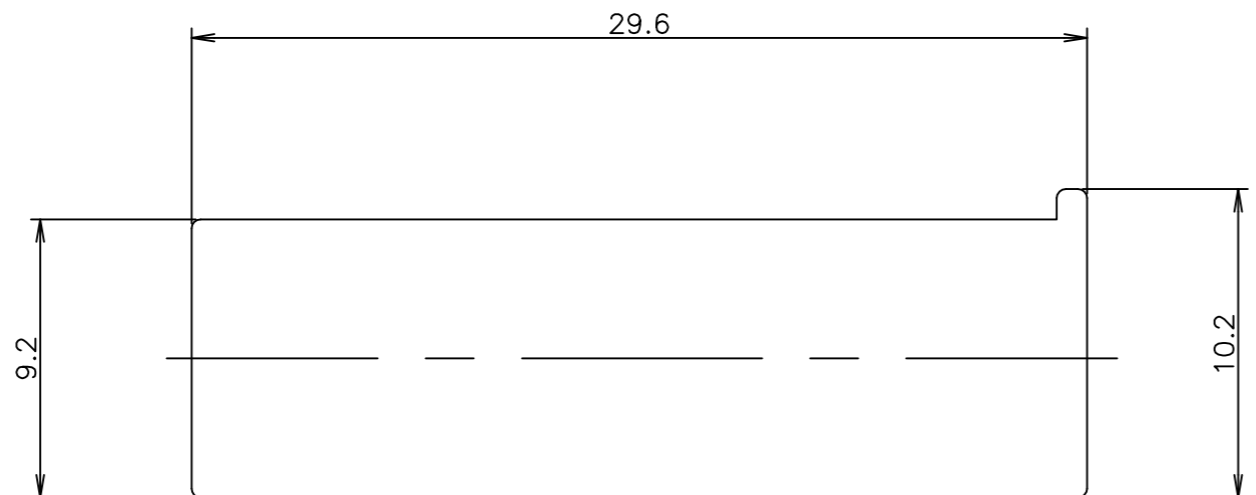


THIS DRAWING IS UNPUBLISHED. RELEASED FOR PUBLICATION OCT, 1990.
 © COPYRIGHT 1990 By Tyco Electronics Japan G.K. ALL RIGHTS RESERVED.

REVISIONS 変更				
P	LTR	DESCRIPTION	DATE	APVD
	C3	REVISED PER ECR-17-018149	13DEC2017	SC BH



- 1 適用製品仕様書: 108-5338
- 2 適用コンタクト型番: 175179-□
- 3 嵌合相手側コネクタ型番
 - *リセ・ハウジング: 173974-□
 - *リセ・コンタクト: 170324-□ (AWG #24-#20)
 - 170325-□ (AWG #20-#16)
 - 170326-□ (AWG #18-#14)
- 4 取扱い説明書: IS-545

- 1 PRODUCT SPEC: 108-5338
 - 2 APPLICABLE CONTACT P/N: 175179-□
 - 3 MATING REC. CONNECTOR P/N
 - *REC. HSG: 173974-□
 - *REC. CONT: 170324-□ (AWG #24-#20)
 - 170325-□ (AWG #20-#16)
 - 170326-□ (AWG #18-#14)
 - 4 INSTRUCTION SHEET: IS-545 DFF
- △ MATERIAL: PA66, UL94 V-0, GWIT 775°C

NATURAL	△	1-176448-1
RED		176448-7
BLUE		176448-6
NATURAL		176448-1
COLOR		P/N

GENERAL TOLERANCE
一般公差

10 ≥	±0.2
30 ≥ > 10	±0.25
100 ≥ > 30	±0.3
ANGLES	±3°

THIS DRAWING IS A CONTROLLED DOCUMENT.

DIMENSIONS: 単位: 耗 mm	TOLERANCES UNLESS OTHERWISE SPECIFIED: 一般公差
	0 PLC ±
	1 PLC ±
	2 PLC ±
	3 PLC ±
4 PLC ±	
ANGLES ±	
FINISH 仕上	
MATERIAL 材料	
66 NYLON UL94V-0	
66ナイロン UL94V-0	

DWN	M.SUZUKI	01OCT1990
CHK	Y.FUJITA	01OCT1990
APVD	N.ONOUE	02OCT1990
PRODUCT SPEC	製品規格	108-5338
APPLICATION SPEC	取付適用規格	
WEIGHT		

WIRE RANGE 包合電線断面積	mm ²	INSULATION DIA 被覆外径	mmφ
TE Connectivity			
NAME 名称 187 SERIES POSITIVE LOCK MK-II TAB HSG 1POS W-W TYPE 187シリーズ ポジティブ ロック MK-II タブ ハウジング 1極 電線 対 電線 接続用			
SIZE	CAGE CODE	DRAWING NO 番号	RESTRICTED TO
A3	00779	176448	
CUSTOMER DRAWING		SCALE 尺度	4:1
		SHEET	1 OF 1
		REV	C3

Mouser Electronics

Authorized Distributor

Click to View Pricing, Inventory, Delivery & Lifecycle Information:

[TE Connectivity:](#)

[176448-1](#)